



Community Development and Housing



2025-2030 Consolidated Plan and 2025-2026 Annual Action Plan

Dawn Rowe, Chairman, Third District Supervisor | Joe Baca, Jr, Vice Chairman, Fifth District Supervisor
Col. Paul Cook (Ret.), First District Supervisor | Jesse Armendarez, Second District Supervisor
Curt Hagman, Fourth District Supervisor

CONTENTS

Executive Summary.....	1
ES-05 Executive Summary – 24 CFR 91.200(c), 91.220(b)	1
The Process	12
PR-05 Lead & Responsible Agencies - 91.200(b)	12
PR-10 Consultation - 91.100, 91.110, 91.200(b), 91.300(b), 91.215(l) and 91.315(l).....	13
PR-15 Citizen Participation - 91.105, 91.115, 91.200(c) and 91.300(c)	23
Needs Assessment	35
NA-05 Overview	41
NA-10 Housing Needs Assessment - 24 CFR 91.405, 24 CFR 91.205 (a,b,c)	43
NA-20 Disproportionately Greater Need: Severe Housing Problems - 91.405, 91.205 (b)(2).....	55
NA-25 Disproportionately Greater Need: Housing Cost Burdens - 91.405, 91.205 (b)(2).....	60
NA-30 Disproportionately Greater Need: Discussion - 91.205 (b)(2)	62
NA-35 Public Housing - 91.405, 91.205 (b)	64
NA-40 Homeless Needs Assessment - 91.405, 91.205 (c)	70
NA-45 Non-Homeless Special Needs Assessment - 91.405, 91.205 (b,d).....	73
NA-50 Non-Housing Community Development Needs - 91.415, 91.215 (f)	78
Housing Market Analysis.....	81
MA-05 Overview	81
MA-10 Housing Market Analysis: Number of Housing Units - 91.410, 91.210(a)&(b)(2).....	82
MA-15 Housing Market Analysis: Cost of Housing - 91.410, 91.210(a)	85
MA-20 Housing Market Analysis: Condition of Housing - 91.410, 91.210(a)	88
MA-25 Public And Assisted Housing - 91.410, 91.210(b).....	92
MA-30 Homeless Facilities and Services - 91.410, 91.210(c).....	94
MA-35 Special Needs Facilities and Services - 91.410, 91.210(d).....	97

MA-40 Barriers to Affordable Housing - 91.410, 91.210(e).....	102
MA-45 Non-Housing Community Development Assets - 91.410, 91.210(f)	104
MA-50 Needs and Market Analysis Discussion.....	111
MA-60 Broadband Needs of Housing occupied by Low- and Moderate-Income Households - 91.210(a)(4), 91.310(a)(2).....	114
MA-65 Hazard Mitigation - 91.210(a)(5), 91.310(a)(3).....	116
Strategic Plan	117
SP-05 Overview	117
SP-10 Geographic Priorities - 91.415, 91.215(a)(1)	118
SP-25 Priority Needs - 91.415, 91.215(a)(2)	119
SP-30 Influence of Market Conditions - 91.415, 91.215(b)	135
SP-35 Anticipated Resources - 91.420(b), 91.215(a)(4), 91.220(c)(1,2)	136
SP-40 Institutional Delivery Structure - 91.415, 91.215(k)	141
SP-45 Goals - 91.415, 91.215(a)(4)	149
SP-50 Public Housing Accessibility and Involvement - 91.415, 91.215(c).....	157
SP-55 Strategic Plan Barriers to Affordable Housing - 91.415, 91.215(h).....	158
SP-60 Homelessness Strategy - 91.415, 91.215(d)	161
SP-65 Lead-based Paint Hazards - 91.415, 91.215(i)	165
SP-70 Anti-Poverty Strategy - 91.415, 91.215(j)	166
SP-80 Monitoring - 91.230	168
Expected Resources	172
AP-15 Expected Resources - 91.420(b), 91.220(c)(1,2)	172
Annual Goals and Objectives	176
AP-20 Annual Goals and Objectives - 91.420, 91.220(c)(3)&(e)	176
Annual Goals and Objectives	182
AP-35 Projects - 91.420, 91.220(d)	182

AP-38 Project Summary	185
AP-50 Geographic Distribution - 91.420, 91.220(f)	248
Affordable Housing	249
AP-55 Affordable Housing - 91.420, 91.220(g)	249
AP-60 Public Housing - 91.420, 91.220(h)	251
AP-65 Homeless and Other Special Needs Activities - 91.420, 91.220(i)	252
AP-75 Barriers to affordable housing - 91.420, 91.220(j)	254
AP-85 Other Actions - 91.420, 91.220(k)	258
Program Specific Requirements.....	261
AP-90 Program Specific Requirements - 91.420, 91.220(l)(1,2,4)	261

EXECUTIVE SUMMARY

ES-05 Executive Summary – 24 CFR 91.200(c), 91.220(b)

Introduction

Every five years, San Bernardino County creates a Consolidated Plan to guide how it uses federal funding from the U.S. Department of Housing and Urban Development (HUD). These funds help improve communities by supporting affordable housing, enhancing neighborhoods, and providing economic opportunities for low- and moderate-income residents.

The County receives funding from three key HUD programs:

- **Community Development Block Grant (CDBG):** Funds projects that improve neighborhoods, like road and park upgrades, public services, and small business support.
- **Home Investment Partnerships (HOME):** Provides funding to build, repair, and maintain affordable housing for low-income families.
- **Emergency Solutions Grant (ESG):** Supports emergency shelters, rental assistance, and programs to help people experiencing homelessness find stable housing.

The Consolidated Plan explains the County's housing, homeless services, community, and economic development needs. It also sets a plan for how to use funding over the next five years to address those needs. The plan includes specific projects, goals, and ways to measure progress.

To make sure the plan addresses the community's real needs, the County collects input from residents, reviews housing and economic data, and works with local organizations.

A key part of the plan looks at obstacles people might face when trying to access housing, such as affordability, discrimination, or zoning rules. This process ensures that the County's housing programs are fair and available to everyone.

Each year, the County submits an Annual Action Plan to HUD. This plan explains how the County will spend the grant funds for that year. The 2025-2026 Annual Action Plan, included in the Consolidated Plan, lays out the funding priorities and specific projects for the first year.

San Bernardino County is classified as an Urban County by HUD. This means the County not only manages funding for unincorporated areas but also for participating cities that choose to work with the County instead of applying for funding directly from HUD.

The County manages funding for the following Participating Cities:

CDBG Participating Cities	
Adelanto	Montclair
Barstow	Needles
Big Bear Lake	Redlands
Colton	Twentynine Palms
Grand Terrace	Yucaipa
Highland	Town of Yucca Valley
Loma Linda	

While the following cities do not participate in the County's CDBG or ESG programs, they are members of the County HOME Consortium, meaning they are eligible to receive HOME funding through the County:

HOME Participating Cities	
Chino Hills	Rancho Cucamonga

Other cities in San Bernardino County qualify to receive Entitlement Grant funds directly from HUD, independent of the County.

The CDBG, HOME, and ESG programs provide funding based on factors like poverty levels, population size, overcrowding, and the age of housing in an area. These are called entitlement grants because the County automatically receives the funds if it meets the required criteria.

- CDBG funds are given out through a process called Notice of Funding Availability (NOFA). The 13 participating cities receive a share of the County's funds and suggest local projects to be funded. The County keeps a portion to support projects in unincorporated areas outside of the participating cities. The San Bernardino County Board of Supervisors reviews and approves all projects as part of the yearly Action Plan process.
- HOME funds are given through Request for Proposals (RFPs) to support the building and repair of affordable housing.
- ESG funds are given through an annual RFP process, allowing local organizations to apply for funding to provide services like preventing homelessness, running emergency shelters, and helping people quickly find stable housing. This ensures the funding helps the whole County.

San Bernardino County can use its CPD grant funds in both the unincorporated areas and the cities that cooperate with the County to receive CDBG, ESG, and HOME funding.

Summary of the objectives and outcomes identified in the Plan Needs Assessment Overview

The County's Consolidated Plan establishes goals to guide the use of CDBG, HOME, and ESG funding to address the identified needs.

The range of issues currently facing the County is as diverse as its residents and communities. This diversity is accompanied by a wide array of needs that help identify goals related to personal, educational, employment, recreational, housing, and other areas. The County is continuously working to balance resources in alignment with the Consolidated Plan (ConPlan) goals by addressing critical issues such as homelessness, failing infrastructure, lack of essential services (e.g., meals programs and senior services), affordable housing, disaster preparedness, and broadband access.

In line with Federal Guidelines, the County has developed a performance measurement system that identifies performance objectives and outcomes for each planned activity. To report achievements at a national level, HUD has recommended that grantees use standardized objectives and outcomes.

The primary goal of the Community Development Block Grant (CDBG) program is to foster viable urban communities. Based on this goal, each activity must align with one of the following three objectives:

- Provide Decent Housing
- Provide a Suitable Living Environment
- Expand Economic Opportunities, Principally for Lower-Income Persons

Each activity must also meet specific performance outcomes, which are linked to at least one of the following:

- Availability/Accessibility
- Affordability
- Sustainability - Promoting Livable or Viable Communities

The community development needs within the County's Urban County area are significant. The County is tasked with identifying the areas of greatest need and determining where community investment can have the most impact, given the limited available resources.

The CPD funding sources to implement the objectives and outcomes of the Consolidated Plan are outlined as follows:

- Community Development Block Grant (CDBG): The primary objective of CDBG is to develop viable urban communities in low- and moderate-income (LMI) neighborhoods and provide services to special needs populations. The ConPlan proposes that public facilities and infrastructure funds focus on projects in LMI neighborhoods. Services are needed across most categories of special needs, including seniors, at-risk youth, working parents, individuals with disabilities, those with chronic illnesses, and others with conditions affecting their independence. Potential CDBG activities include the construction or rehabilitation of public facilities and infrastructure, the

removal of architectural barriers, code enforcement, fair housing activities, public services, and economic development programs.

- HOME Investment Partnerships Act (HOME): Consistent with the national goals for HUD's Community Planning and Development (CPD) programs to provide decent housing opportunities, maintain a suitable living environment, and expand economic opportunities for low- and moderate-income residents, the priority needs listed below will be addressed over the next five years through the implementation of HUD-funded activities aligned with the following measurable Strategic Plan goals: Affordable Housing Development, Maintenance, and Preservation, Tenant Based Rental Assistance (TBRA), the development of housing for individuals and families experiencing homelessness including permanent supportive, shelter, and transitional housing and expanding affordable workforce housing, including owner-occupied workforce housing.
- Emergency Solutions Grant (ESG) (Homeless/At-risk of Homelessness): Assist individuals and families to gain stable housing after experiencing homelessness or a housing crisis by providing appropriate housing and service solutions grounded in best practices.

Evaluation of past performance

Each year, HUD evaluates the performance of entitlement recipients, assessing productivity, cost-effectiveness, and the impact of local projects and programs. The County's Community Development and Housing Department (CDH) prepares the Consolidated Annual Performance Evaluation and Reporting (CAPER), which tracks progress toward meeting community needs and strategic goals.

By monitoring performance, CDH can identify areas for improvement, address resource allocation issues, and refine policies for the coming year. Moving forward, the County plans to fund activities focused on essential services, homelessness, housing, community development, economic development, and capital improvements, based on needs identified in the Community Program Planning process.

The County has successfully implemented public improvement, community service projects, and affordable housing needs, meeting objectives set in previous plans. In addition, the County continues to make progress in addressing identified needs related to homelessness. This progress is expected to continue through the 2025-2030 Consolidated Plan.

Below are funded projects/activities that were included in the previous Consolidated Plan:

CDBG Program:

A total of \$3,626,457 was invested in 36 community improvement projects, benefiting low- and moderate-income residents across various areas. Nine of these projects have already been completed, focusing on making public spaces more accessible, enhancing senior centers, improving parks and recreational facilities, and upgrading infrastructure like streets, sidewalks, and gutters. For example, the County has

worked to improve accessibility for people with disabilities at regional parks, installing ADA-compliant sidewalks at the Yucaipa Regional Park and upgrading picnic shelters at Prado Regional Park. Loma Linda and Montclair focused on improving sidewalks, curbs, and gutters in low-income neighborhoods, enhancing safety and infrastructure. In Big Bear, ADA sidewalk improvements at Boulder Bay Park now provide better access for those with mobility challenges, and in Redlands, the Joslyn Senior Center received kitchen upgrades to support its senior meal program. These projects have positively impacted 435,371 residents by providing better access to important public amenities.

In addition to capital improvement projects, \$477,309 was allocated to fund 26 public service activities benefiting 24,790 residents. These services included adult literacy programs, emergency food distribution, transportation for seniors, housing counseling, and healthcare services. The cities of Grand Terrace, Colton, and Yucaipa continue to fund adult literacy programs, helping adults improve their education and job opportunities. Other cities, such as Barstow and Redlands, are providing case management, food, and clothing assistance to low-income individuals. Senior services in cities like Highland and Montclair offer meals, recreational activities, and transportation to medical appointments, all of which are essential for seniors with limited access to these resources.

A total of \$159,264 was invested in fair housing initiatives through the Inland Fair Housing and Mediation Board, promoting fair housing practices and addressing discrimination. These efforts supported approximately 2,302 residents. An investment of \$774,889 was made to acquire new fire trucks, including one for the low-income community of Lucerne Valley, improving safety for 23,690 residents. In Highland, \$162,804 was spent on community code enforcement, helping to clean up blighted areas and improve the overall quality of life for 40,505 residents. Through these efforts, 268 properties were inspected resulting in 25 citations and 32 properties brought into compliance by their owners. Highland is also working on street improvements and collaborating with a developer to build new affordable housing, contributing to further revitalization efforts.

HOME Program:

The County made significant progress towards making an impactful change within the community. Leveraging federal, state, and local funding, the County invested its HUD resources in the development of 48 household housing units, exceeding the County's goal of 11 household housing units. While the County did not reach its goal of acquisition and rehabilitation of four household housing units, it continues to conduct outreach through the release of a Notice of Funding Availability in search of investment opportunities.

The Las Terrazas Apartments project, completed with a total investment of \$917,955, has provided much-needed affordable housing in the unincorporated area of the County near Colton. This new multi-family housing development includes 112 affordable housing units, 48 of which are designated as HOME units, ensuring access to quality housing for low-income individuals and families. The complex features a childcare facility for residents and is conveniently located within walking distance of a Metrolink station, providing easy access to transportation. The project integrates 12 Permanent Supportive Housing units,

which help increase housing stability and improve the health of vulnerable individuals. This development is part of the County's effort to meet its goal of creating 8,832 affordable housing units by 2029, addressing the growing need for affordable housing.

In Redlands, construction is underway on Liberty Lane Apartments, a new affordable housing project aimed at serving veterans experiencing homelessness. Located less than six miles from the VA Loma Linda Health Care Center and Veterans Affairs office, the project will provide easy access to essential services for veterans. Funded in part with \$611,638 in HOME funding, the development will include 80 affordable housing units, with a mix of one-bedroom, two-bedroom, and a three-bedroom manager unit. Of these, nine units will be reserved for low-income individuals and families, and 62 units will be Permanent Supportive Housing, including nine units set aside for homeless clients with special needs. The project also secured 55 VA Supportive Housing (VASH) vouchers, further supporting veterans in need. Occupancy is expected in the fall of 2026, providing much-needed housing resources for low-income residents.

ESG Program:

The County allocated \$430,700 in Emergency Solutions Grant (ESG) funds to help address homelessness, focusing on improving emergency shelter capacity and quality, supporting existing shelters, providing essential services to shelter residents, helping people move into permanent housing, and preventing homelessness. These efforts are part of the County's Homeless Strategic Action Plan and aim to address the root causes of homelessness while offering comprehensive support to individuals and families at risk.

The County worked with six nonprofit agencies, including two small local organizations, to ensure the services met the specific needs of local communities. These service providers were familiar with challenges such as the lack of affordable housing and housing vouchers. Although the ESG program data doesn't fully match the County's most recent Census figures, the County, in partnership with its service providers, focuses on helping eligible individuals and families, regardless of race or ethnicity. The ESG data shows that 57% of the people served were White, while the county's White population is only 35.9%. Services provided to Black/African American residents align with the County's demographic.

The ESG funds were used in various ways to support those experiencing homelessness. \$21,120 was spent on homelessness prevention, helping 15 individuals stay housed through relocation assistance, stabilization support, rental aid, and financial assistance. \$51,061 was used to assist 67 individuals in emergency shelters, providing essential services like case management, meals, clothing, childcare, and transportation. Lastly, \$302,570 was spent on rapid re-housing efforts, helping 16 individuals move from homelessness to permanent housing, with support for housing searches, rental assistance, landlord recruitment, and ongoing services to ensure they stay housed.

Summary of community participation process and consultation process

The Community Development and Housing Department (CDH) gathered input on housing and community development needs for the Consolidated Plan. To ensure meaningful public engagement, CDH used

several methods, including public meetings, a communitywide survey, and a separate survey for stakeholders and service providers. The goal was to involve residents and stakeholders in the planning process, helping to shape the County's priorities for the 2025-30 ConPlan, which will guide the use of federal HUD funds. The input received helped in identifying the County's most pressing needs and was used to develop the priorities and goals for the 2025-30 ConPlan.

The four (4) methods of outreach were:

Stakeholder Consultations:

San Bernardino County conducted a special stakeholder and service provider survey throughout November 2024. Stakeholders were identified by San Bernardino County staff and represented a variety of viewpoints, including fair housing/legal advocacy, housing, affordable housing, real estate and mortgage lending, community development and planning, transportation, education, homelessness, civic organizations, services for low-income households, people with disabilities, seniors, children, domestic violence victims, and others

Community Meetings:

The San Bernardino County CDH Department attended 26 meetings from September 3 through October 24, 2024, to accommodate various audiences. Meeting materials were also made available in Spanish and Vietnamese.

Table 1 - Public Meeting Locations and Times

Meeting #	Type	Date	Location
1	Crest Forest Municipal Advisory Council Meeting	9/3/2024	San Moritz Lodge 24640 San Moritz Dr. Crestline, CA 92325
2	Bloomington Municipal Advisory Council Meeting	9/4/2024	Ayala Park Community Center 17909 Marygold Ave. Bloomington, CA 92316
3	Lake Arrowhead Municipal Advisory Council Meeting	9/5/2024	San Bernardino County Safety 26010 State Highway 189 Twin Peaks, CA 92391
4	City of Highland Meeting	9/10/2024	Highland City Hall 27215 Base Line Highland, CA 92346
5	Countywide Virtual Meeting	9/19/2024	Virtual via WebEx
6	Yucaipa Autumn Fest	9/27/2024	12062 California Street Yucaipa, CA 92399
7	Joint Central Valley HPN & RSC	10/2/2024	Gonzales Community Center 670 Colton Ave. Colton, CA 92324

Meeting #	Type	Date	Location
8	City of Colton PAWS in the Park	10/5/2024	Cesar Chavez Park 600 Colton Ave. Colton, CA 92324
9	Oak Hills Municipal Advisory Council Meeting	10/7/2024	Fire Station 40 6584 Caliente Rd. Oak Hills, CA 92344
10	Desert Region RSC Meeting	10/8/2024	Life Church 12199 Industrial Blvd. Victorville, CA 92395
11	West Valley Region RSC Meeting (Organization Provided Survey Only at the meeting)	10/9/2024	James L Brulte Senior Center 11200 Baseline Rd. Rancho Cucamonga, CA 91701
12	Montclair Community Health Fair	10/10/2024	Montclair Community Center 5111 Benito St. Montclair, CA 91763
13	Joint Mountain HPN & RSC	10/14/2024	St. Richard's Episcopal Church 28708 CA Hwy. 18 Skyforest, CA 92385
14	Spring Valley Lake Municipal Advisory Council Meeting	10/16/2024	Spring Valley Lake Community Center 12975 Rolling Ridge Drive Spring Valley Lake, CA 92395
15	Loma Linda Senior Center Resource Event	10/17/2024	25571 Barton Rd. Loma Linda, CA 92354
16	Senior Nutrition Meeting	10/21/2024	Grand Terrace Senior Center 22627 Grand Terrace Rd. Grand Terrace, CA 92313
17	Yucca Valley TAD Lobby Outreach	10/21/2024	56357 Pima Trail Yucca Valley, CA 92284
18	Senior Nutrition Meeting	10/22/2024	Joshua Tree Community Center 6171 Sunburst Ave. Joshua Tree, CA 92252
19	Redlands TAD Lobby Outreach	10/22/2024	1811 W. Lugonia Ave. Redlands, CA 92374
20	Senior Nutrition Meeting	10/23/2024	Twentynine Palms Senior Center 6539 Adobe Rd. Twentynine Palms, CA 92277
21	Barstow TAD Lobby Outreach	10/23/2024	1900 E. Main St. Barstow, CA 92311
22	Senior Nutrition Meeting	10/24/2024	Barstow Senior Citizens Center 555 Melissa Ave. Barstow, CA 92311
23	Adelanto TAD Lobby Outreach	10/24/2024	10875 Rancho Rd. Adelanto, CA 92301

Meeting #	Type	Date	Location
24	Twentynine Palms TAD Lobby Outreach	10/25/2024	73629 Sun Valley Dr. Twentynine Palms, CA 92277
25	Senior Nutrition Meeting	10/28/2024	Big Bear Senior Center 42651 Big Bear Blvd.
26	East Valley Region RSC Meeting	11/21/2024	Joshua Tree Community Center 6171 Sunburst Ave. Joshua Tree, CA 92252

Community Survey

The third method of obtaining community input was a 24-question survey available to the general public, including residents and other stakeholders. The survey was available online and in hard copy in English, Spanish, and Vietnamese in October 2024. Paper copies were available at the public meetings, through local service providers, and at the County Department of Community Development and Housing. A total of 1,674 survey responses were received: 1,672 in English, 1 in Spanish, and 1 in Vietnamese.

Public Hearing

A public hearing was held by the San Bernardino County Board of Supervisors on Tuesday, January 14, 2025, at 10:00 AM at Covington Chambers, 385 North Arrowhead Avenue, 1st Floor, San Bernardino, CA 92415. The purpose of this hearing was to receive public comment on local housing and community development needs to assist in the development of the 2025-30 Five-Year Consolidated Plan (Con Plan) and 2025-26 Annual Action Plan. The 30-day public comment period began on December 13, 2024, and concluded on January 14, 2025, at the public hearing. Two written comments were received and have been included in Appendix A.

The County held a second public hearing on March 25, 2025, to solicit public comments on the proposed 2025-2030 Consolidated Plan, 2025-26 Annual Action Plan, Market Analysis, Analysis of Impediments to Fair Housing Choice Report, and Citizen Participation Plan. All documents were made available for public review for 30 days starting from February 21, 2025, and ending on March 25, 2025. No comments were received during this period.

Summary of public comments

Public comments provided by attendees at the community meetings and those from stakeholders and citizens who were interviewed are detailed in the Needs Assessment included in the appendices to this plan. The most common concerns voiced by community members were infrastructure and community and public facility improvements. Economic and community development was also a priority, with calls for job creation incentives, redevelopment or rehabilitation of blighted properties, and increased code enforcement.

Other needs identified include public service needs focusing on programs for special needs populations aimed at improving safety and quality of life. Homelessness was another significant concern, with

residents advocating for homelessness prevention, transitional and supportive housing programs, more permanent housing options, improved access to homeless shelters, and outreach efforts to connect with homeless individuals. Finally, housing needs were also prominently voiced, particularly in terms of assistance for first-time homebuyers, down payment help, grants to improve affordable rental housing, and support for homeowners to make improvements to their properties. These concerns will play a crucial role in shaping the County's priorities for the 2025-30 Consolidated Plan.

Summary of comments or views not accepted and the reasons for not accepting them

All public comments were accepted and taken into consideration in preparing the Consolidated Plan.

Summary

During the development of the Consolidated Plan, a set of 13 priority needs were identified. This plan proposes the following actions and activities to address the needs identified:

- Projects that improve public facilities, community facilities and public infrastructure in low-income areas
- Public Service programs that enhance the quality of life for seniors, persons with disabilities, and others with special needs by ensuring access to a range of services and programs
- Increase inventory of affordable rental housing units addressing a critical need where rising costs and limited supply create significant challenges for low- and moderate-income.
- Preserve and maintain the condition of existing affordable rental housing units by protecting and improving the current affordable rental inventory through rehabilitation, energy efficiency upgrades, and programs that help property owners maintain affordable status.
- Increase the inventory of affordable housing units for homeownership by focusing on expanding opportunities through new construction of affordable units, development of mixed-income communities, and programs that create pathways to homeownership.
- Preserve and maintain the condition of existing affordable homeowner housing units through rehabilitation programs that will provide home improvements and/or energy efficiency improvements for seniors, individuals with disabilities, and low-income households.
- Encourage homeownership among LMI households through down payment and closing cost assistance.
- Encourage housing stability and reduce homelessness among LMI households through Tenant Based Rental Assistance (TBRA) or rapid rehousing.

- Expand critical resources that address and/ or prevent homelessness that will promote housing stability and community well-being.
- Through code enforcement activities, improve public safety and the overall quality of life within deteriorating neighborhoods to promote sustainability and create livable communities
- Promote fair housing activities to ensure equal access to housing for all individuals, regardless of their background or circumstances
- Economic Development activities that promote, enhance or stabilize business growth, create or preserve jobs for low-income individuals
- Program Administration concentrates on securing funding for the planning, administration, and management of the CDBG, HOME, and ESG programs.

Entitlement grant resources totaling approximately \$10,207,180 are expected during the next fiscal year (July 1, 2025 – June 30, 2026) through the CDBG, HOME, and ESG programs and will be used by the County and participating cities to address these priority needs.

Guidelines for addressing these priority needs over the 2025-2030 timeframe are summarized below:

- San Bernardino County will use CDBG money to fund public facilities and public infrastructure projects in unincorporated San Bernardino County
- The County will allocate CDBG money to participating cities to address local public service, code enforcement, public facility, and public infrastructure needs
- The County will use HOME funds for the construction or rehabilitation of affordable rental housing in unincorporated San Bernardino County and within cities participating in the HOME Consortium; and
- The County will leverage HOME funds for the construction of housing for individuals and families who are experiencing homelessness including permanent supportive, shelter and transitional housing.
- The County will expand affordable workforce housing, including owner-occupied workforce housing
- The County will use ESG funds to address homeless needs throughout the County

THE PROCESS

PR-05 Lead & Responsible Agencies - 91.200(b)

Describe the agency/entity responsible for preparing the Consolidated Plan and those responsible for the administration of each grant program and funding source:

The following are the agencies/entities responsible for preparing the Consolidated Plan and those responsible for the administration of each grant program and funding source.

Table 2 – Responsible Agencies

Agency Role	Name	Department/Agency
Lead Agency	San Bernardino County	Community Development and Housing Department
CDBG Administrator	San Bernardino County	Community Development and Housing Department
HOME Administrator	San Bernardino County	Community Development and Housing Department
ESG Administrator	San Bernardino County	Community Development and Housing Department

Narrative

The San Bernardino County Community Development and Housing Department is the lead unit responsible for the development of this Five-Year Consolidated Plan. Various county agencies and community service providers were consulted in the research and development of the plan. CDH is responsible for administering funds received from the U.S. Department of Housing and Urban Development (HUD) under three primary grant programs: The Community Development Block Grant (CDBG), the HOME Investment Partnership (HOME) Program, and the Emergency Solutions Grant (ESG) program. As the administrator of these funds, CDH oversees the allocation and expenditure of these resources in accordance with the federal regulations and the priorities outlined in the Consolidated Plan. Beyond simply managing these funds, CDH also takes on a leadership role in coordinating the various projects identified within the Consortia Consolidated Plan. This involves working with a range of community partners, including non-profit organizations, local governments, and other stakeholders, to ensure that projects are implemented effectively and contribute to the overall goals of the plan. In essence, CDH acts as the central hub for planning, administering, and coordinating efforts to address housing and community development needs within San Bernardino County.

Consolidated Plan Public Contact Information:

Carrie Harmon, Director
Community Development and Housing
560 E. Hospitality Lane, Suite, 200
San Bernardino, CA 92415
909.501.0600
info@cdh.sbcounty.gov

PR-10 Consultation - 91.100, 91.110, 91.200(b), 91.300(b), 91.215(I) and 91.315(I)

Introduction

To address housing and homelessness needs, San Bernardino County collaborated with a variety of stakeholders, including County departments, non-profit providers, participating cities and community members. The County used meetings, surveys, and interviews with individuals participating in programs to gather information and develop effective strategies.

Provide a concise summary of the jurisdiction's activities to enhance coordination between public and assisted housing providers and private and governmental health, mental health and service agencies (91.215(I)):

County staff attended 26 various meetings to introduce the project and promote the survey. These meetings included:

- Municipal Advisory Council Meetings
- Regional Stakeholder Collaborative Meetings
- Homeless Provider Network Meetings
- Senior-Focused Meetings

Meeting dates, types, and locations are shown in PR-15. In addition, County staff distributed and promoted a survey to local governmental staff, non-profit service providers, housing providers, and other service agencies within the jurisdiction, which resulted in input from 21 representatives of various organizations that provide services within the jurisdiction.

Describe coordination with the Continuum of Care and efforts to address the needs of homeless individuals (particularly chronically homeless individuals and families, families with children, veterans, and unaccompanied youth) and persons at risk of homelessness:

San Bernardino County falls within the San Bernardino City and County Continuum of Care (CoC). The San Bernardino County Homeless Partnership (SBCHP) was formed in 2007 to promote a strong collaboration between agencies to direct the planning, development, and implementation of the County's 10-year Strategy to end chronic homelessness. It provides leadership in creating a comprehensive countywide network of service delivery to the homeless and near homeless families and individuals through facilitating better communication, planning, coordination, and cooperation among all entities that provide services and/or resources for the relief of homelessness in San Bernardino County. The County then formed the Homeless Provider Network (HPN) to advocate for the homeless and those at-risk of homelessness. Members of the HPN use innovative strategies and a wide range of expertise to address

and prevent homelessness. To ensure compliance and advancement of goals the San Bernardino County Continuum of Care Board, established in 2009, acts as the policy-making body for the County's Homeless Provider Network (HPN).

For this Consolidated Plan, the County reached out directly to several organizations that serve residents who are homeless or at-risk residents to better understand the needs of the clients they serve. Organizations that participated in this process include The Salvation Army, the Transitional Assistance Department, the Housing Authority of San Bernardino County, and the Department of Aging and Adult Services. In addition, 55 residents of San Bernardino County who were currently or formerly homeless provided feedback via the Community Survey.

Describe consultation with the Continuum(s) of Care that serves the jurisdiction's area in determining how to allocate ESG funds, develop performance standards and evaluate outcomes, and develop funding, policies and procedures for the administration of HMIS:

The Emergency Solutions Grant Program is designed to identify sheltered and unsheltered homeless persons, as well as those at risk of homelessness, and provide the services necessary to help those persons quickly regain stability in permanent housing after experiencing a housing crisis and/or homelessness. To assist in determining how to allocate ESG funds, San Bernardino County distributed both a community survey for residents and a stakeholder survey for local public service workers and other service providers. 1,674 community members completed the community survey, and 21 service providers completed the stakeholder survey, representing city residents, agencies including emergency, transitional, and supportive housing providers, service providers and community organizations, and local government agencies.

Describe Agencies, groups, organizations and others who participated in the process and describe the jurisdictions consultations with housing, social service agencies and other entities:

Several public entities provided input during the development of this Plan. A full list of agencies, groups, and organizations that participated in the needs assessment process for San Bernardino County's 2025-2030 Five-Year Consolidated Plan, 2025 Annual Action Plan, and Analysis of Impediments are shown in the table on the following pages. In addition to the agencies listed, others may have participated in the online survey, which was anonymous.

Table 3 – Agencies, groups, organization

Agency/Group/ Organization	Agency/Group/ Organization Type	What section of the Plan was addressed by Consultation?	How was the Agency/Group/Organization consulted and what are the anticipated outcomes of the consultation or areas for improved coordination?
City of Adelanto	Other gov't (local)	Market analysis, Non-housing community development strategy	Stakeholder survey
City of Chino	Other gov't (local)	Market analysis, Non-housing community development strategy	Stakeholder survey
City of Colton	Other gov't (local)	Market analysis, Non-housing community development strategy	Stakeholder survey
City of Highland	Other gov't (local)	Market analysis, Non-housing community development strategy	Stakeholder survey
City of Loma Linda	Other gov't (local)	Market analysis, Non-housing community development strategy	Stakeholder survey
City of Redlands	Other gov't (local)	Market analysis, Non-housing community development strategy	Stakeholder survey
City of Twentynine Palms	Other gov't (local)	Market analysis, Non-housing community	Stakeholder survey

Agency/Group/ Organization	Agency/Group/ Organization Type	What section of the Plan was addressed by Consultation?	How was the Agency/Group/Organization consulted and what are the anticipated outcomes of the consultation or areas for improved coordination?
		development strategy	
City of Yucaipa	Other gov't (local)	Market analysis, Non-housing community development strategy	Stakeholder survey
Department of Aging and Adult Services	Services – people with disabilities; health Services – Elderly Persons	Housing need assessment, Non-homeless special needs, Non-housing community development strategy	Stakeholder survey
Housing Authority of the County of San Bernardino	Other gov't (County) Housing PHA Services – Housing Services – Broadband Internet Service Providers	Housing need assessment, Market analysis, Non-housing community development strategy	Stakeholder survey
NAMI Inland Valley	Services - health	Non-homeless special needs, Non-housing community development strategy	Stakeholder survey
San Bernardino County	Other gov't (County)	Market analysis, Housing need assessment, Non-housing community development strategy	Stakeholder survey

Agency/Group/ Organization	Agency/Group/ Organization Type	What section of the Plan was addressed by Consultation?	How was the Agency/Group/Organization consulted and what are the anticipated outcomes of the consultation or areas for improved coordination?
San Bernardino County Department of Public Health	Other gov't (County) Services – health Services – Persons with HIV/AIDS Health Agency Child Welfare Agency Agency – Emergency Management	Non-homeless special needs, Non-housing community development strategy	Stakeholder survey
San Bernardino County Preschool Services	Other gov't (County) Services – education; children	Non-housing community development strategy	Stakeholder survey
San Bernardino County Workforce Development Department	Other gov't (County) Services – employment Business Leaders Business and Civic Leaders	Non-housing community development strategy	Stakeholder survey
Symba Center	Services – health Other – faith-based	Non-homeless special needs, Non-housing community development strategy	Stakeholder survey
The Children's Fund	Services - children	Non-housing community development strategy	Stakeholder survey
The Salvation Army of San Bernardino	Services - homeless	Homeless needs, Homelessness strategy	Stakeholder survey
Transitional Assistance	Services – homeless;	Homeless needs,	Stakeholder survey

Agency/Group/ Organization	Agency/Group/ Organization Type	What section of the Plan was addressed by Consultation?	How was the Agency/Group/Organization consulted and what are the anticipated outcomes of the consultation or areas for improved coordination?
Department	employment Publicly Funded Institution/System of Care	Homelessness strategy, Non-Housing Community Development strategy	
House of Ruth	Services – Victims of Domestic Violence Services – Victims	Homeless needs, Homelessness strategy; Non-Housing Community Development strategy	Stakeholder survey
Inland Fair Housing and Mediation Board (IFHMB)	Service – Fair Housing Regional Organization	Housing need assessment, Market Analysis	Email
County Libraries	Services - Narrowing the Digital Divide	Non-Housing Community Development strategy	Stakeholder survey
San Bernardino County Department of Planning, Land Use Services	Agency - Managing Flood Prone Areas Agency - Management of Public Land or Water Resources Planning organization	Housing need assessment, Market analysis	Stakeholder survey Email
Inland Empire Rebound	Publicly Funded Institution/System of Care	Housing need assessment, Non-housing community development strategy	Stakeholder survey
HUD Office of Fair Housing and Equal Opportunity	Other government - Federal	Market analysis, Housing need assessment,	Email

Agency/Group/ Organization	Agency/Group/ Organization Type	What section of the Plan was addressed by Consultation?	How was the Agency/Group/Organization consulted and what are the anticipated outcomes of the consultation or areas for improved coordination?
California Department of Housing and Community Development	Other government - State	Market analysis, Housing need assessment, Non-housing community development strategy	Stakeholder survey
San Bernardino Council of Governments	Business Leaders Civic Leaders Business and Civic Leaders	Non-housing community development strategy	Stakeholder survey
Inland Empire Broadband Consortium	Services - Broadband Internet Service Providers Services - Narrowing the Digital Divide	Non-housing community development strategy	Email

Identify any Agency Types not consulted and provide rationale for not consulting:

Efforts were made to consult as broad a group of community stakeholders in San Bernardino County as possible. Flyers regarding the planning process were emailed to individuals on County-maintained contact lists, who were then asked to share the information about the project with their networks. Flyers asked residents and stakeholders to participate by completing an anonymous online survey. No agency types were excluded from participation.

Other local/regional/state/federal planning efforts considered when preparing the Plan:

Several local planning documents provided important background, context, or data used by the planning team to assess needs in the county. These resources are listed in the following table.

Table 4 – Other local / regional / federal planning efforts

Name of Plan	Lead Organization	How do the goals of your Strategic Plan overlap with the goals of each plan?
Continuum of Care	San Bernardino County	Increasing coordination among service providers, expanding the impact of the County's housing and homeless programs, and strengthening efforts among partners to make a collective impact.
San Bernardino Countywide Vision	San Bernardino County	Addressing the social and economic needs of families that impact educational success.
San Bernardino County Regional Greenhouse Gas Reduction Plan (2021)	San Bernardino County	Energy efficiency and water conservation improvements to existing facilities Development of a regional bicycle network and local bicycle and pedestrian networks.
San Bernardino County Hazard Mitigation Plan (2022)	San Bernardino County	Addressing hazard mitigation needs, particularly as they impact low- and moderate-income households.
San Bernardino County Housing Element (2022)	San Bernardino County	Outlines goals, principles, and strategies for current and future housing development within San Bernardino County.

Name of Plan	Lead Organization	How do the goals of your Strategic Plan overlap with the goals of each plan?
San Bernardino County General Plan (Policy Section 2022, Business Section 2020)	San Bernardino County	<p>We encourage the production and location of a range of housing types, densities, and affordability levels in a manner that recognizes the unique characteristics, issues, and opportunities for each community.</p> <p>We encourage energy-conservation techniques and upgrades in both the construction and rehabilitation of residential units that will reduce the life-cycle costs of housing.</p> <p>We support the provision of adequate and fiscally sustainable public services, infrastructure, open space, nonmotorized transportation routes, and public safety for neighborhoods in the unincorporated area.</p> <p>We encourage the rehabilitation, repair, and improvement of single-family, multiple family housing, and mobile homes and, if needed, the demolition of substandard housing through available loan and grant programs.</p> <p>We preserve publicly assisted and multiple-family housing units that are at risk of converting from lower income affordability to market rents due to the completion of affordability covenants or funding contracts.</p> <p>We further fair housing opportunities by prohibiting discrimination in the housing market, providing education, support, and enforcement services to address discriminatory practices, and removing potential impediments to equal housing opportunities.</p> <p>We address homelessness by coordinating a comprehensive countywide network of service delivery and by focusing on transitional and</p>

Name of Plan	Lead Organization	How do the goals of your Strategic Plan overlap with the goals of each plan?
		<p>permanent supportive housing for the homeless, including the chronically homeless and near-homeless families and individuals.</p> <p>We collaborate with other public agencies, not-for-profit organizations, community groups, and private developers to improve the physical and built environment in which people live. We do so by improving such things as walkability, bicycle infrastructure, transit facilities, universal design, safe routes to school, indoor and outdoor air quality, gardens, green space and open space, and access to parks and recreation amenities.</p>

Describe cooperation and coordination with other public entities, including the State and any adjacent units of general local government, in the implementation of the Consolidated Plan (91.215(l)):

As San Bernardino County implements this 5-Year Consolidated Plan, the County will continue to work with other public entities, including regional organizations and the state of California. Several public agencies provided input during the development of this Plan, as depicted in the above tables. Other public entities that serve the region, including the San Bernardino Council of Governments, also provided input for this Consolidated Plan and will be key in its implementation.

PR-15 Citizen Participation - 91.105, 91.115, 91.200(c) and 91.300(c)

Summary of citizen participation process/Efforts made to broaden citizen participation

Summarize citizen participation process and how it impacted goal-setting:

Citizen Participation Outreach

An important part of the research process for the Consolidated Plan involved gathering input on fair and affordable housing conditions, perceptions, and needs in San Bernardino County. To ensure meaningful public engagement, the County used several methods, including public meetings, a communitywide survey, and a separate survey for stakeholders and service providers. The goal was to involve residents and stakeholders in identifying fair housing issues and affordable housing conditions within the County. The feedback received helped the County recognize barriers to fair housing and was instrumental in developing the priorities and goals for the 2025-30 Consolidated Plan.

Public Meetings

County staff attended 26 various meetings throughout the county to introduce the project and promote the survey. Meeting dates, types, and locations are shown below.

Meeting #	Type	Date	Location
1	Crest Forest Municipal Advisory Council Meeting	9/3/2024	San Moritz Lodge 24640 San Moritz Dr. Crestline, CA 92325
2	Bloomington Municipal Advisory Council Meeting	9/4/2024	Ayala Park Community Center 17909 Marygold Ave. Bloomington, CA 92316
3	Lake Arrowhead Municipal Advisory Council Meeting	9/5/2024	San Bernardino County Safety 26010 State Highway 189 Twin Peaks, CA 92391
4	City of Highland Meeting	9/10/2024	Highland City Hall 27215 Base Line Highland, CA 92346
5	Countywide Virtual Meeting	9/19/2024	Virtual via WebEx
6	Yucaipa Autumn Fest	9/27/2024	12062 California Street Yucaipa, CA 92399
7	Joint Central Valley HPN & RSC	10/2/2024	Gonzales Community Center 670 Colton Ave. Colton, CA 92324

Meeting #	Type	Date	Location
8	City of Colton PAWS in the Park	10/5/2024	Cesar Chavez Park 600 Colton Ave. Colton, CA 92324
9	Oak Hills Municipal Advisory Council Meeting	10/7/2024	Fire Station 40 6584 Caliente Rd. Oak Hills, CA 92344
10	Desert Region RSC Meeting	10/8/2024	Life Church 12199 Industrial Blvd. Victorville, CA 92395
11	West Valley Region RSC Meeting	10/9/2024	James L Brulte Senior Center 11200 Baseline Rd. Rancho Cucamonga, CA 91701
12	Montclair Community Health Fair	10/10/2024	Montclair Community Center 5111 Benito St. Montclair, CA 91763
13	Joint Mountain HPN & RSC	10/14/2024	St. Richard's Episcopal Church 28708 CA Hwy. 18 Skyforest, CA 92385
14	Spring Valley Lake Municipal Advisory Council Meeting	10/16/2024	Spring Valley Lake Community Center 12975 Rolling Ridge Drive Spring Valley Lake, CA 92395
15	Loma Linda Senior Center Resource Event	10/17/2024	25571 Barton Rd. Loma Linda, CA 92354
16	Senior Nutrition Meeting	10/21/2024	Grand Terrace Senior Center 22627 Grand Terrace Rd. Grand Terrace, CA 92313
17	Yucca Valley TAD Lobby Outreach	10/21/2024	56357 Pima Trail Yucca Valley, CA 92284
18	Senior Nutrition Meeting	10/22/2024	Joshua Tree Community Center 6171 Sunburst Ave. Joshua Tree, CA 92252
19	Redlands TAD Lobby Outreach	10/22/2024	1811 W. Lugonia Ave. Redlands, CA 92374
20	Senior Nutrition Meeting	10/23/2024	Twentynine Palms Senior Center 6539 Adobe Rd. Twentynine Palms, CA 92277
21	Barstow TAD Lobby Outreach	10/23/2024	1900 E. Main St. Barstow, CA 92311

Meeting #	Type	Date	Location
22	Senior Nutrition Meeting	10/24/2024	Barstow Senior Citizens Center 555 Melissa Ave. Barstow, CA 92311
23	Adelanto TAD Lobby Outreach	10/24/2024	10875 Rancho Rd. Adelanto, CA 92301
24	Twentynine Palms TAD Lobby Outreach	10/25/2024	73629 Sun Valley Dr. Twentynine Palms, CA 92277
25	Senior Nutrition Meeting	10/28/2024	Big Bear Senior Center 42651 Big Bear Blvd.
26	East Valley Region RSC Meeting	11/21/2024	Joshua Tree Community Center 6171 Sunburst Ave. Joshua Tree, CA 92252

Stakeholder Survey

San Bernardino County conducted a special stakeholder and service provider survey throughout November 2024. Stakeholders were identified by San Bernardino County staff and represented a variety of viewpoints, including fair housing/legal advocacy, housing, affordable housing, real estate and mortgage lending, community development and planning, transportation, education, homelessness, civic organizations, services for low-income households, people with disabilities, seniors, children, domestic violence victims, and others.

Interview invitations were made to representatives of many community service providers, local government officials, and other relevant organizations, of whom 21 completed the survey. Several invitees participated in other manners, such as attending a public meeting. Organizations from which one or more representatives participated in the development of this Consolidated Plan include: The cities of Adelanto, Chino, Colton, Highland, Loma Linda, Redlands, Twentynine Palms, Yucaipa, The Department of Aging and Adult Services, Housing Authority of the county of San Bernardino, NAMI Inland Valley, San Bernardino County, San Bernardino County Department of Public Health, San Bernardino County Preschool Services, San Bernardino County Workforce Development Department, SYMBA Center, The Children’s Fund, The Salvation Army of San Bernardino, and Transitional Assistance Department.

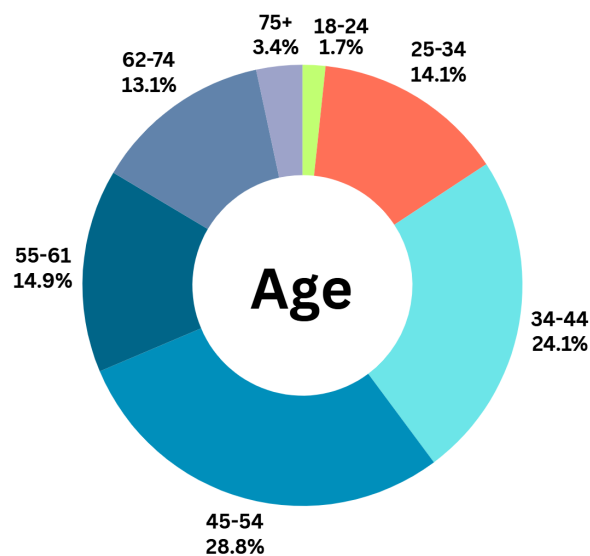
Community Survey

The third method of obtaining community input was a 24-question survey available to the public, including residents and other stakeholders. The survey was available online and in hard copy in English, Spanish, and Vietnamese in October and November 2024. Paper copies were available at the public meetings, through local service providers, and at the County Department of Community Development and Housing. A total of 1,674 survey responses were received: 1,672 in English, 1 in Spanish, and 1 in Vietnamese.

The following includes a sample of questions and responses from the community survey. Complete results are provided as an appendix to this report.

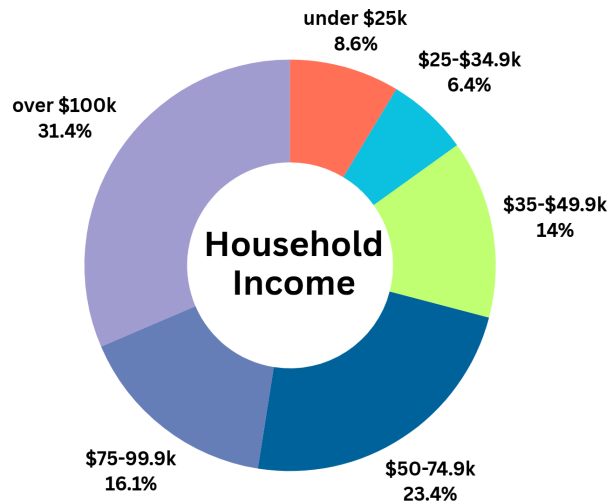
Participant Demographics

- Of the 1,674 people who participated in the survey, 1,672 took the survey in English, 1 in Spanish, and 1 in Vietnamese.
- Survey participants live throughout San Bernardino County in a variety of zip codes – a total of 96 different zip codes were reported by survey participants.
- The survey captured responses from a wide variety of age groups, and the most commonly represented groups were ages 34-44 and ages 45-54.

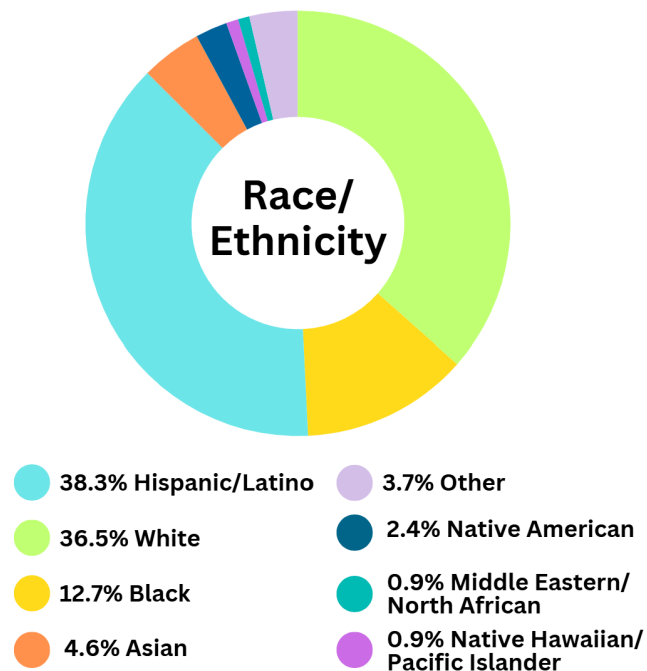


- About 29% of survey takers had household incomes under \$50,000 and the other 71% had incomes above \$50,000. 8.6% of participants had very low household incomes under \$25,000,

while 31% had incomes over \$100,000; this indicates that survey results may be skewed towards residents with higher-than-average incomes.

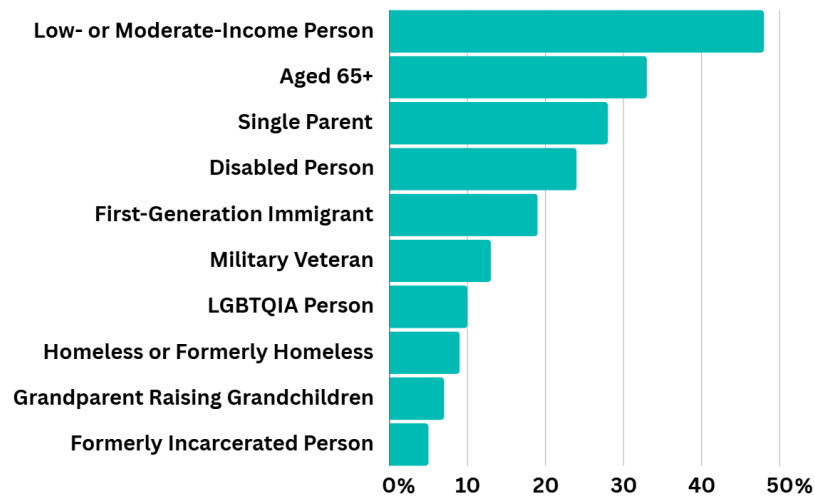


- Survey participants represented a wide variety of races and ethnicities. Hispanic or Latino and white residents were the two largest racial or ethnic groups, each representing over one-third of all respondents. Black residents were the only other racial or ethnic group to comprise more than 5% of all respondents. Other racial and ethnic groups represented included Asian, Native American, Middle Eastern or North African, and Native Hawaiian or other Pacific Islander races, as well as residents who listed their race or ethnicity as "other".

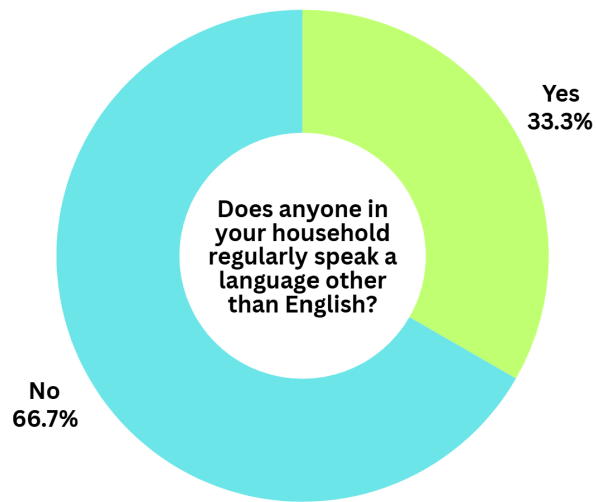


- Survey respondents represented a wide variety of demographics with special equity concerns. The most commonly represented groups, comprising more than 20% of each participant, were households containing low- and moderate-income people, seniors, single parents, and people with disabilities. (Note that one person or household may fit multiple categories.)

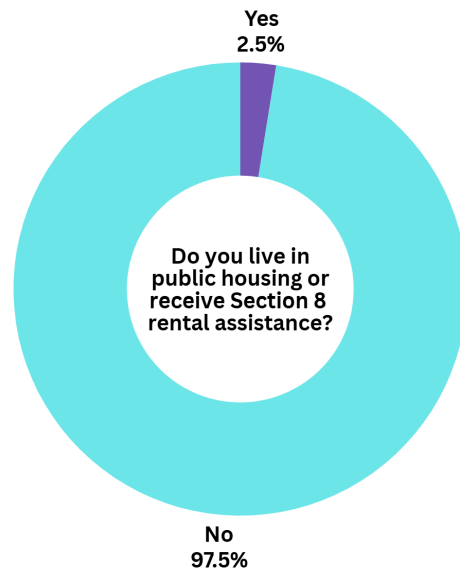
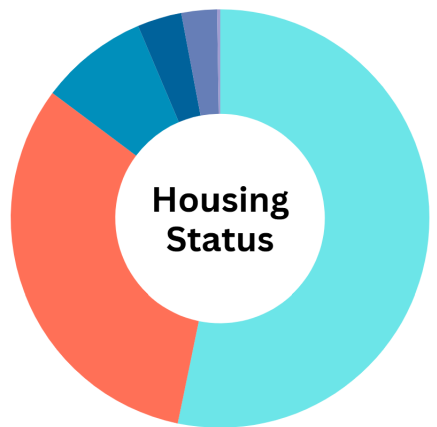
Do any of the following describe you or a family member?



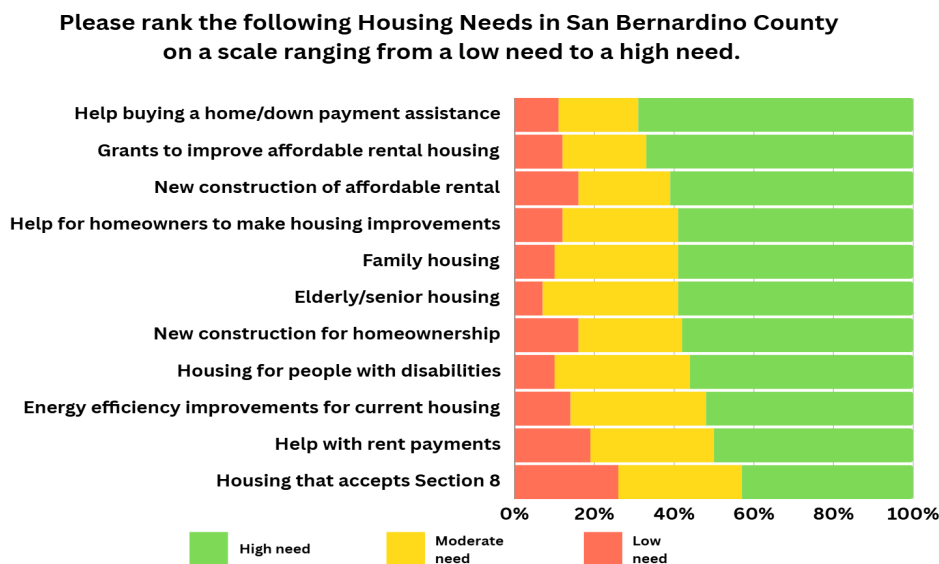
- Although only two participants completed the survey in a language other than English, one-third of participants reported someone in their household regularly speaking a language other than English.



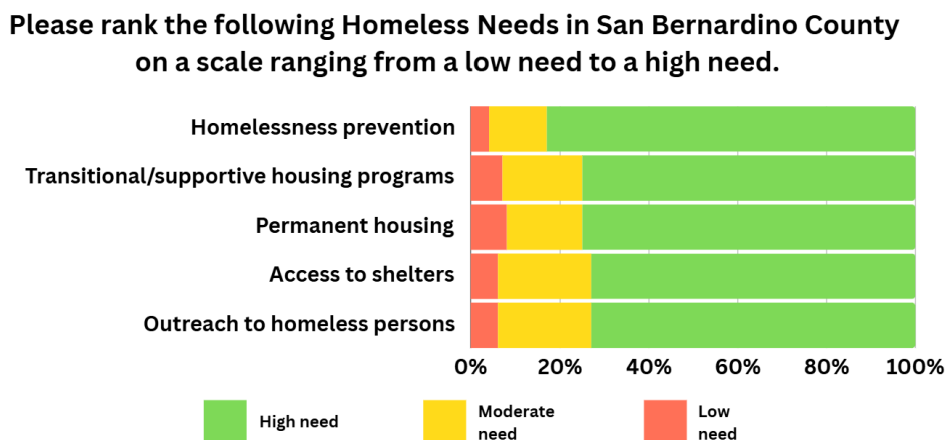
- Over half of all participants own their homes, and nearly one-third are renters. Only 2.5% received publicly supported housing assistance.



Survey participants were asked to rank San Bernardino County’s level of needs for many different types of housing and related programs. Only two of the listed options – help with rental payments and housing that accepts Section 8 – were listed as having less than a high level of need by the majority of participants, indicating a very high level of overall need for expanded housing access within the County. The three most pressing needs, as ranked by survey participants, were downpayment or other homebuying assistance, grants to improve affordable rental housing, and new construction of affordable rentals.

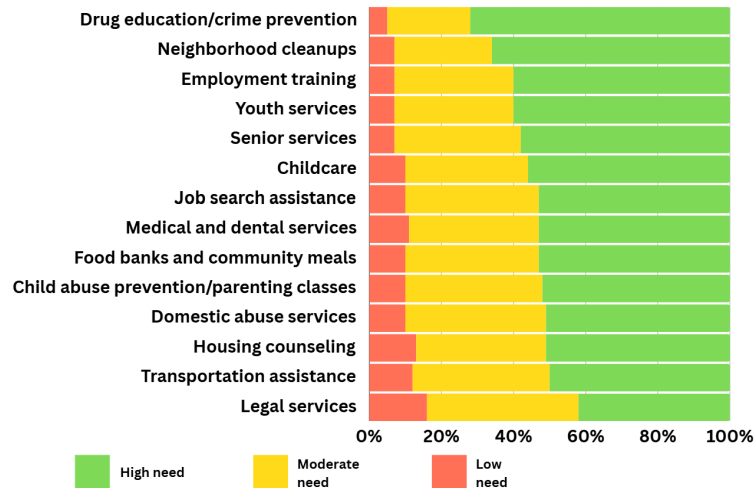


Participants were also asked to rank five types of homelessness needs on a scale of low to high. All five needs were ranked as pressing by a minimum of 73% of participants, with homelessness prevention being viewed as the most pressing need by 83% of participants.



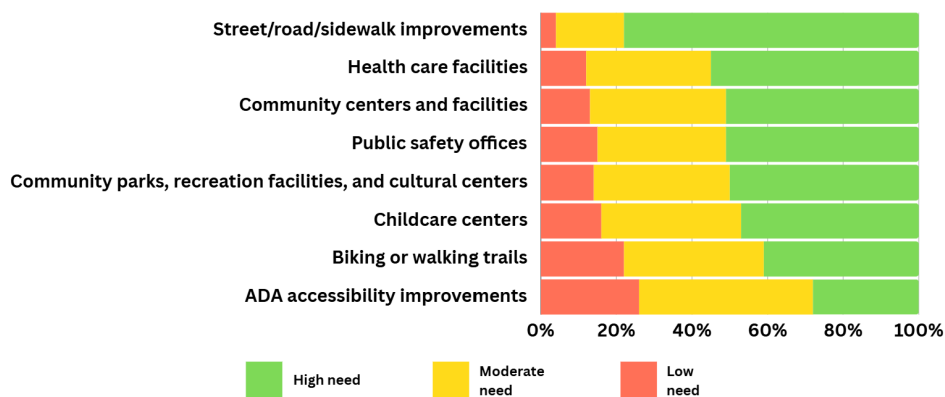
Survey participants were asked to rank 14 public services in San Bernardino County on a scale of low to high levels of need. The only service with less than a high level of need, according to the majority of participants, was legal services. The top three most pressing needs identified by participants in this category were drug education and crime prevention programs, neighborhood cleanups, and employment training.

Please rank the following Public Service Needs in San Bernardino County on a scale ranging from a low need to a high need.



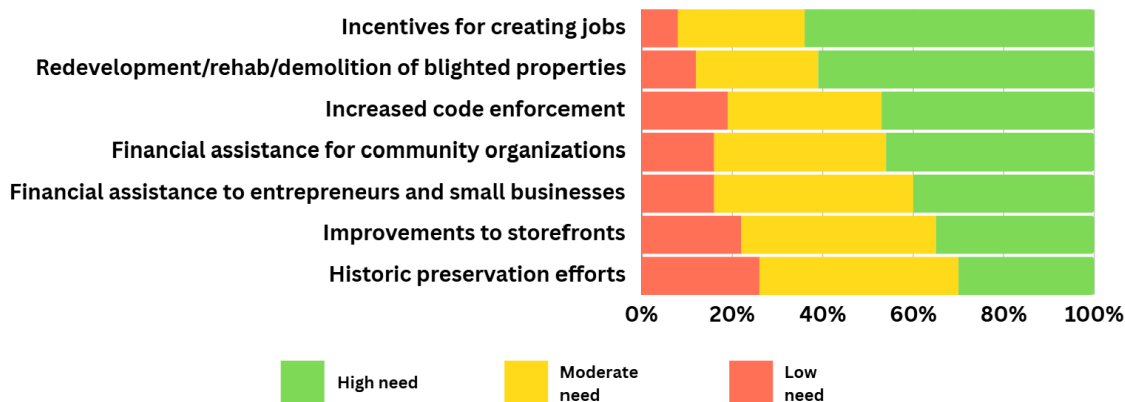
Participants were also asked to rank eight different types of public facility or infrastructure needs on a scale of low to high need. The most pressing need identified was for street, road, and sidewalk improvements, which was listed as a high need by nearly 80% of participants. In addition, healthcare facilities, community centers, and public safety offices (such as police and fire stations) were also listed as having a high level of need by more than half of all participants.

Please rank the following Public Facility Needs in San Bernardino County on a scale ranging from a low need to a high need.



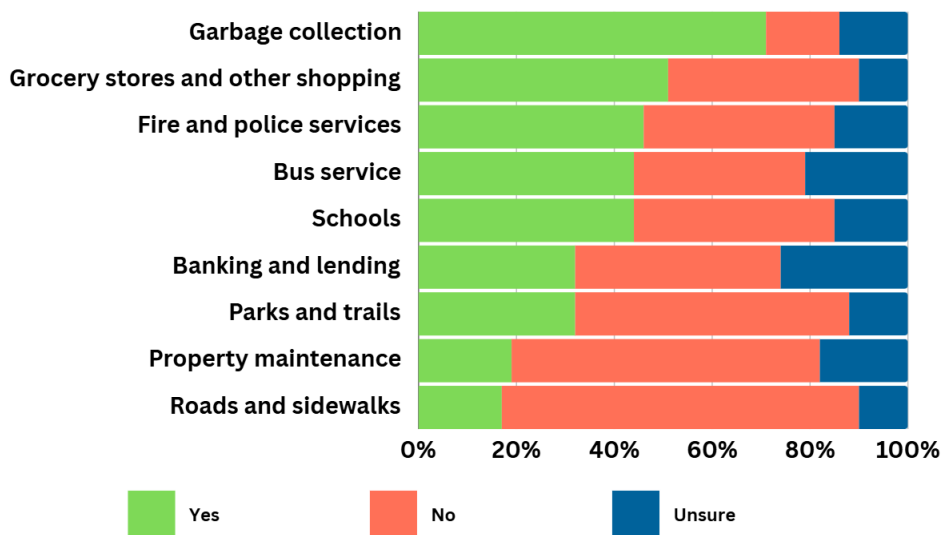
Participants were also asked to rank seven different community and economic development program needs on a scale of low to high need. Two needs – job creation incentives and attention to blighted properties – were listed as high levels of need by more than half of all participants. Participants felt that historic preservation efforts and storefront improvements were the least pressing needs listed.

Please rank the following Economic/Community Development Needs in San Bernardino County on a scale ranging from a low need to a high need.



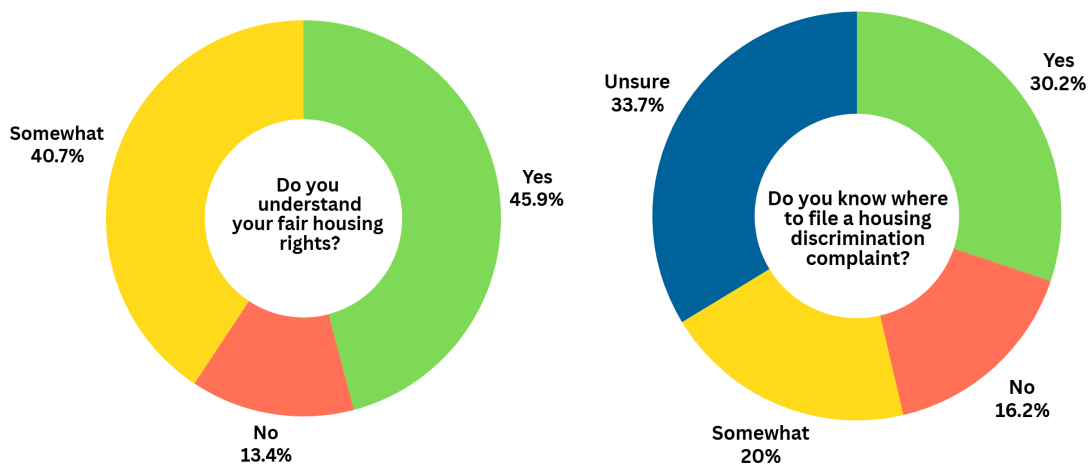
Finally, participants were asked about whether existing community resources within the County are equitably distributed and maintained. The only services which the majority of participants believed were equally distributed were garbage collection and grocery stores or other shopping. Participants believed that roads and sidewalks, property maintenance, and parks and trails were the least fairly distributed and maintained and were least sure about banks and lending and bus service.

Are the following resources equally provided and maintained in all neighborhoods in San Bernardino County?

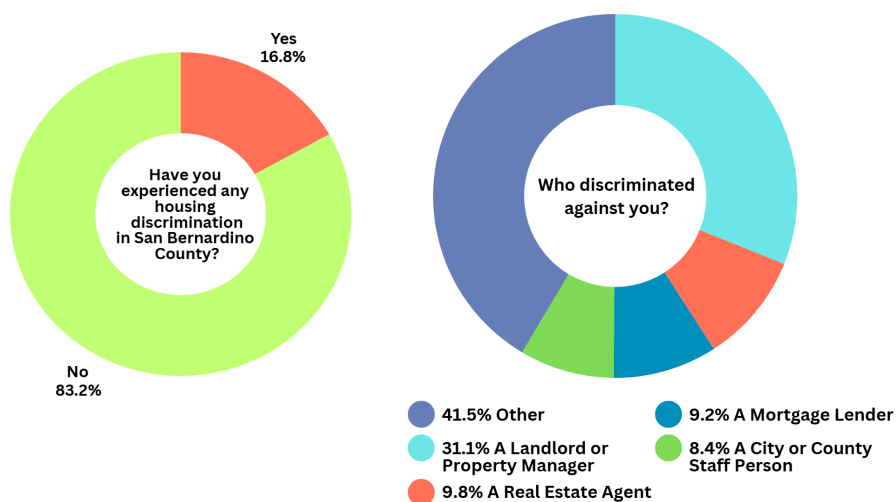


Fair Housing in San Bernardino County

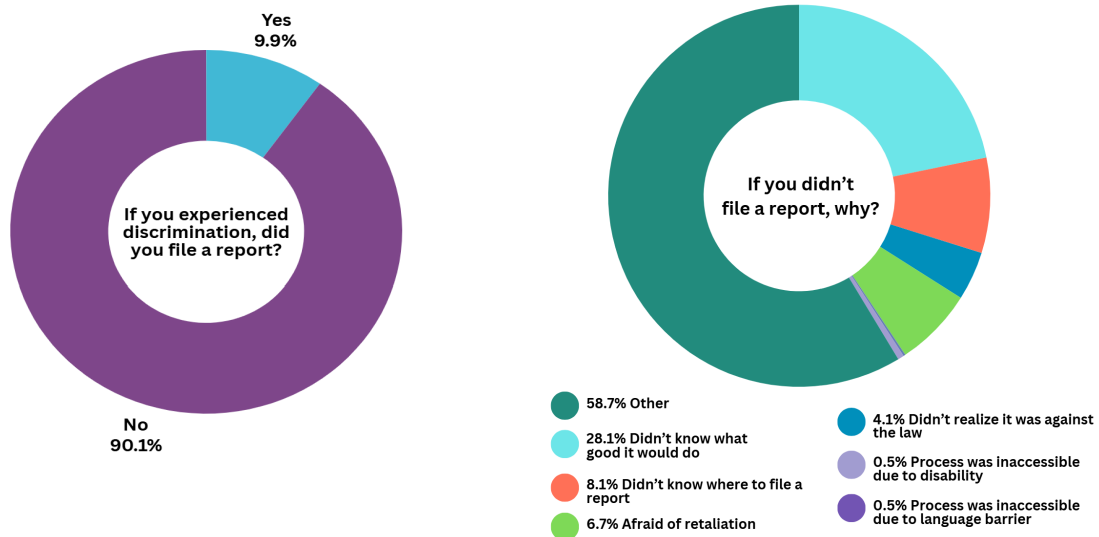
Participants were asked a series of questions about their knowledge of and experience with fair housing access within San Bernardino County. Slightly fewer than half of all participants felt that they fully understood their fair housing rights, and fewer than one-third knew how to file a housing discrimination complaint.



Nearly 17% of participants, or 274 people, reported having experienced housing discrimination within the County. Among those who experienced discrimination, the most common perpetrator was a landlord or property manager (41.5% of respondents to this question selected “other”, but the vast majority entered “none” or “N/A” when asked to specify, indicating that many participants did not realize they were only supposed to answer this question if they had experienced discrimination). Less commonly, participants experienced discrimination from real estate agents, mortgage lenders, and City or County staff.

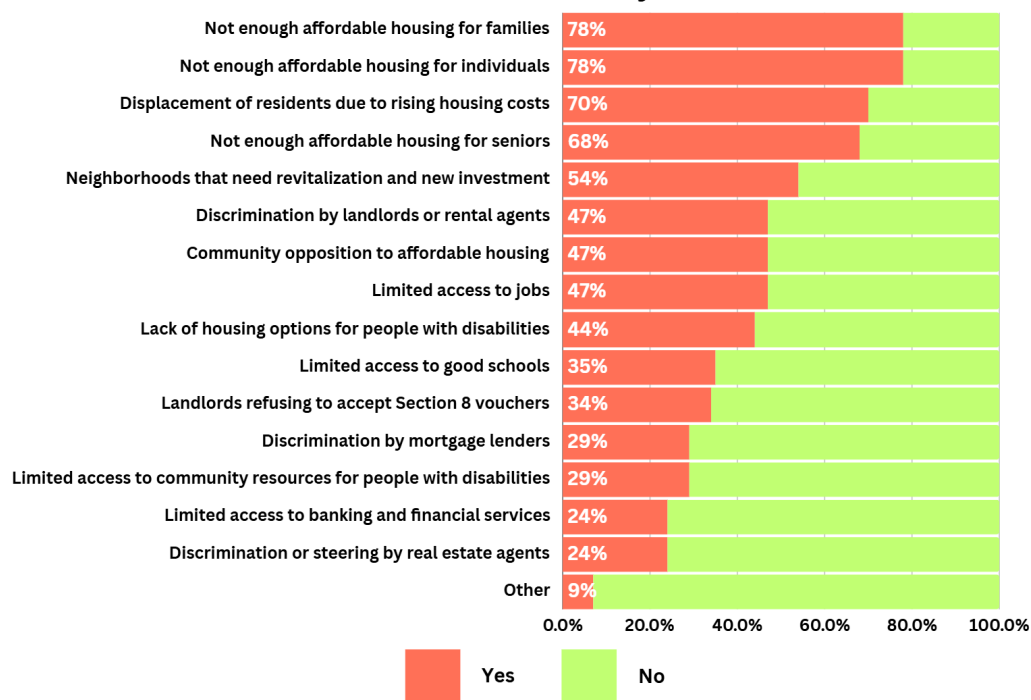


Participants who had experienced discrimination were also asked whether they had filed a housing discrimination complaint and what factors may have influenced a decision not to file. Only 27 people, or just under 10% of those who had experienced housing discrimination, had chosen to file a report. The most commonly listed reason for not filing a report was not knowing what good it would do (once again, many participants who had not experienced discrimination answered this question by choosing “other” and entering “N/A”). Other reasons included not knowing how, being afraid of retaliation, not realizing that it was against the law. Additionally, three participants said they were unable to access the reporting process due to a disability, and one participant said they were unable to access the reporting process due to a language barrier.



Finally, participants were asked for their thoughts on what factors might contribute to a lack of fair housing access within San Bernardino County. The top five barriers, listed by more than half of participants, were a lack of affordable housing for families, a lack of affordable housing for individuals, displacement due to rising housing costs, a lack of affordable senior housing, and a need for neighborhood revitalization and new investment.

Do you think the following are barriers to fair housing in San Bernardino County?



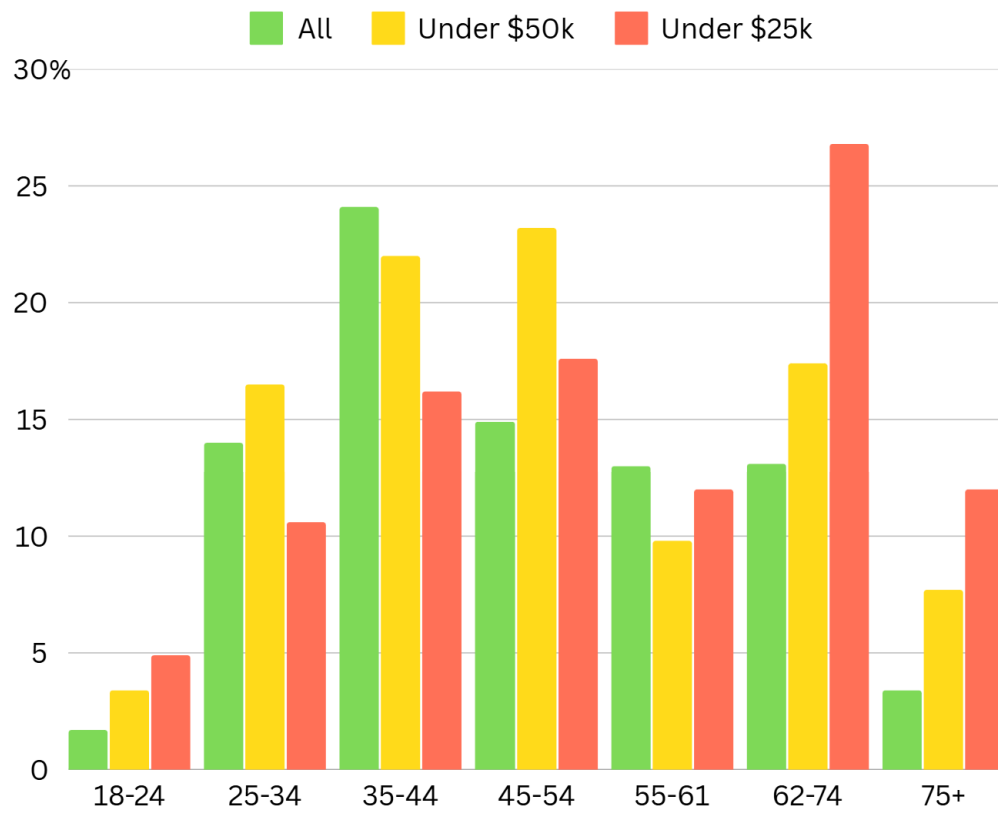
Responses by subgroup

In addition to assessing the overall survey response, six minority subgroups were identified within the response pool who, for various reasons, may exhibit more or different housing obstacles than the overall group. These groups are participants who are low- to moderate-income, participants who are extremely low-income, participants under age 35, participants who do not own their home, participants in multi-lingual households, and participants with a senior and/or disabled household member. Responses by each subgroup are examined in this section.

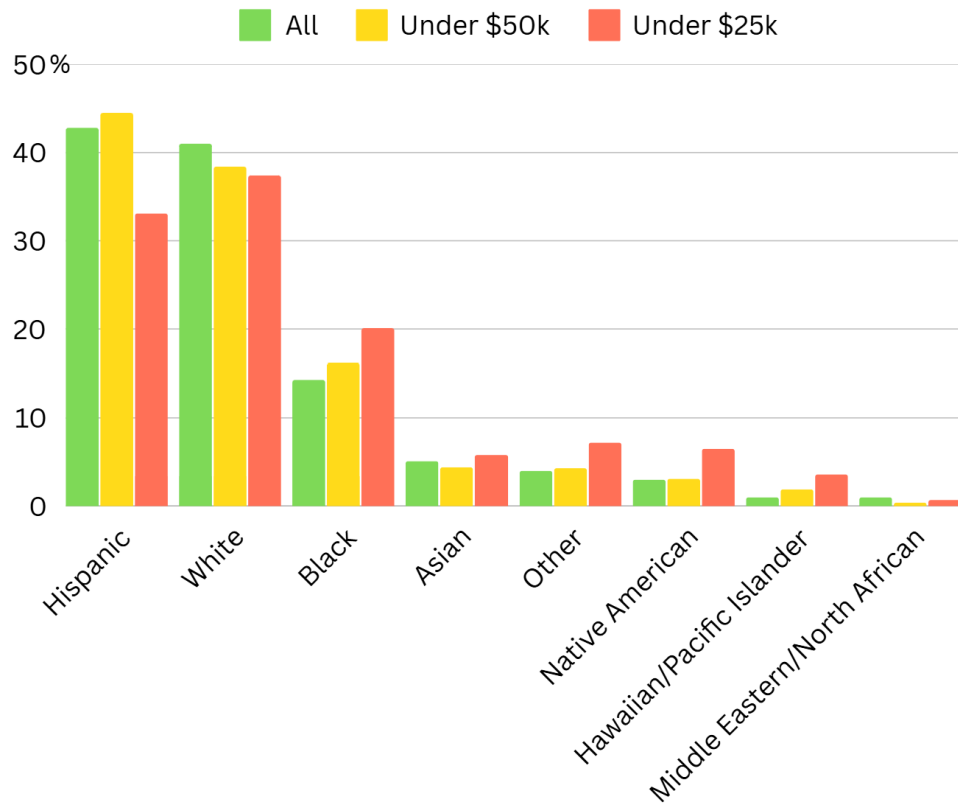
Low- to moderate-income and extremely low-income

478 people, or about 28.7% of participants, reported earning less than \$50,000 per year; while 142 people, or about 8.6% of participants, reported earning less than \$25,000 per year. The thoughts, needs, and demographics of these participants differed from the overall survey responses presented above in several ways. The images below depict demographic differences between these subgroups in comparison to the overall response pool:

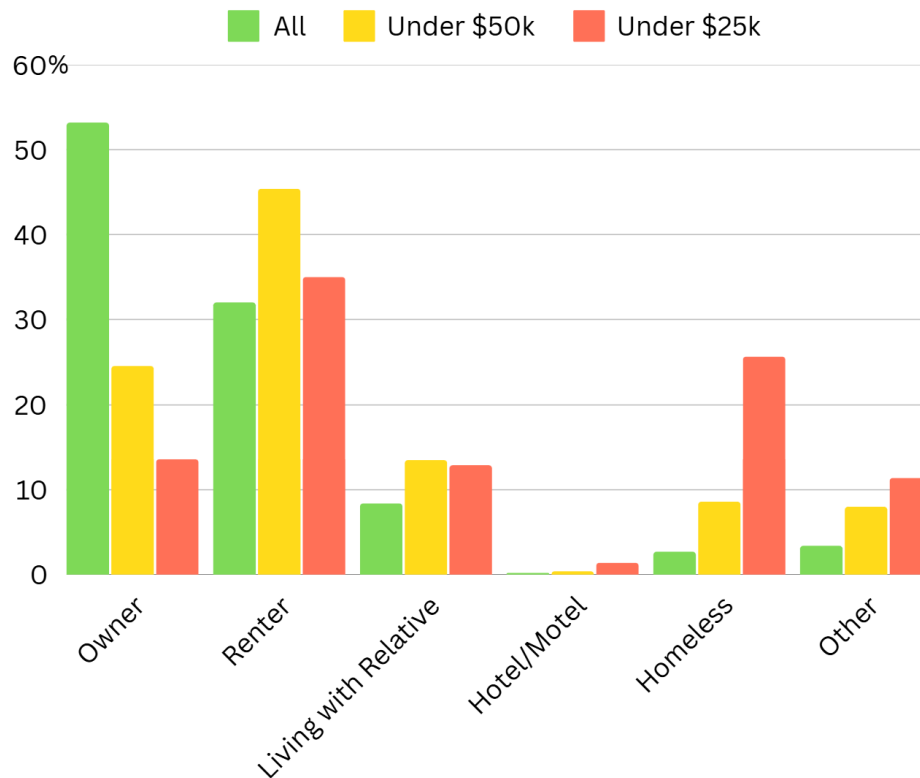
Age



Race/Ethnicity



Housing Status



- These participants placed significantly more importance on transportation assistance and food banks than participants as a whole.
- These participants, along with disabled and/or elderly households, were the only subgroups who placed more importance on grants to improve affordable rental than on homebuying assistance.
- These participants placed more importance on the need for housing for people with disabilities than participants as a whole.
- These participants were significantly more likely to have experienced housing discrimination and slightly more likely to have filed a report than participants as a whole.

Under Age 35

261 people, or just under 16% of all survey participants, were under the age of 35. The thoughts, needs, and demographics of these participants differed from the overall survey responses presented above in the following ways:

- These participants have lower income - nearly half (47.5%) of this group earned between \$35,000 and \$75,000 per year, in comparison with 37% of participants as a whole. Only 19% earned more than \$100,000 per year, in comparison with 31% of participants as a whole. Finally, two-thirds

described themselves as low- or moderate-income, in comparison with just under half of participants as a whole.

- These participants were more likely to have a multi-lingual household – 50% of this group reported at least one non-English speaking household member, in comparison with 33% of participants as a whole.
- These participants are much more likely to live with a relative (28%) in comparison to participants as a whole (8%).
- These participants placed a higher emphasis on family housing and a lower emphasis on senior housing than participants as a whole.
- These participants placed greater importance on a lack of jobs as a barrier to fair housing than participants as a whole.
- These participants were significantly less likely to fully understand their fair housing rights and know how to file a complaint than participants as a whole.

Non-Homeowners

771 people, or about 46% of participants, do not own the home they live in. Thoughts, needs, and demographics of these participants differed from the overall survey responses presented above in the following ways:

- These participants are lower income - nearly 16% earn less than \$25,000 per year, in comparison with just 8.6% of participants as a whole, while only 12.8% earn more than \$100,000 per year, in comparison with nearly one-third of participants as a whole. They are also more likely to describe themselves as a low- or moderate-income person.
- Black, Hispanic, and Native American residents are overrepresented among non-homeowners in comparison to participants as a whole.
- Non-homeowners were more likely to be a single parent than homeowners.
- These participants were more than twice as likely to live with a relative in comparison to participants as a whole.
- These participants placed a greater emphasis on the need for services such as housing counseling and food banks than participants as a whole.
- These participants placed slightly more emphasis on community opposition to affordable housing as a fair housing issue than participants as a whole.
- These participants were more likely to experience housing discrimination than participants as a whole, and less likely to fully understand their fair housing rights or know how to file a complaint.

Multilingual households

552 people, or about 33% of participants, reported having at least one household member who speaks a language other than English (this includes two participants who completed the survey in Spanish and Vietnamese). Thoughts, needs, and demographics of these participants differed from the overall survey responses presented above in the following ways:

- Participants in multilingual households were nearly twice as likely to be Hispanic, Latino, or Asian than participants as a whole.
- These participants were more than twice as likely to be or have a household member who is a first-generation immigrant than participants as a whole.
- These participants placed a higher emphasis on the need for family housing than participants as a whole.
- These participants were slightly more likely to have experienced housing discrimination than participants as a whole, but only one-third as likely to file a report. They were also less likely to fully understand their fair housing rights or to know how to file a fair housing complaint.

Senior and/or disabled households

622 people, or about 37% of participants, reported having at least one household member who was disabled and/or aged 65+. Thoughts, needs, and demographics of these participants differed from the overall survey responses presented above in the following ways:

- These participants were more likely to be extremely low income – earning less than \$25,000 per year – than participants as a whole.
- White, Black, and Asian residents were slightly overrepresented in this category in comparison to participants as a whole.
- These participants were about 50% more likely to live with a relative in comparison to participants as a whole.
- This group placed a greater emphasis on the need for senior services than participants as a whole.
- These participants, along with extremely low-income participants, were the only subgroups who placed more importance on grants to improve affordable rental than on homebuying assistance.
- These participants placed more emphasis on the need for more housing options for people with disabilities than participants as a whole.
- These participants were slightly more likely to experience housing discrimination, but less likely to file a report than participants as a whole.

NEEDS ASSESSMENT

NA-05 Overview

According to 2016–2020 American Community Survey (ACS) data, the CDBG entitlement area administered by San Bernardino County has a population of 993,270 living in 313,560 households. Between 2009 and 2020, both the population and the number of households in the entitlement area increased by 3%. Data provided in Tables 6 through 21 present combined estimates from the 2016-2020 5-Year American Community Survey for the San Bernardino County CDBG entitlement area comprised of the following cities: Adelanto, Barstow, Big Bear Lake, Colton, Grand Terrace, Highland, Loma Linda, Montclair, Needles, Redlands, Twentynine Palms, Yucaipa and the Town of Yucca Valley.

Table 5 segments households by income and household type, including small families (2-4 members), large families (5 or more members), households with seniors, and households with young children. Within the county's entitlement area, 44% of all households are categorized as low- and moderate-income, earning less than 80% of the HUD-Adjusted Median Family Income (HAMFI). Of these, 42,229 households earn less than 30% HAMFI representing approximately 13% of all households. Among all low- and moderate-income households, small families represent the largest share (36%), followed by households with at least one senior aged 62 or older (25%) and those with young children under six (20%). Although there are more small families with low- and moderate-incomes in the county, other household types with smaller numbers experience higher rates of low- and moderate-incomes. Fifty-nine percent (59%) of all households with at least one person aged 75 or older have low- and moderate-income while 55% of all households with young children are low- and moderate-income.

For many low- and moderate-income households in San Bernardino County, finding and maintaining suitable housing at an affordable cost is a challenge. Tables 6 through 11 identify housing needs by tenure based on Comprehensive Housing Affordability Strategy (CHAS) data. CHAS data is a special tabulation of the U.S. Census Bureau's American Community Survey (ACS) that is largely not available through standard Census products. This special dataset provides counts of the number of households that fit certain combinations of HUD-specified housing needs, HUD-defined income limits (primarily 30, 50, and 80% of HAMFI), and household types of particular interest to planners and policymakers.

To assess affordability and other types of housing needs, HUD defines four housing problems:

- a) **Cost burden:** A household has a cost burden if its monthly housing costs (including mortgage payments, property taxes, insurance, and utilities for owners and rent and utilities for renters) exceed 30% of monthly income.
- b) **Overcrowding:** A household is overcrowded if there is more than 1 person per room, not including kitchens and bathrooms.
- c) **Lack of complete kitchen facilities:** A household lacks complete kitchen facilities if it lacks one or more of the following: cooking facilities, a refrigerator, or a sink with piped water.

- d) Lack of complete plumbing facilities: A household lacks complete plumbing facilities if it lacks one or more of the following: hot and cold piped water, a flush toilet, or a bathtub or shower.

HUD also defines four severe housing problems, including a severe cost burden (more than 50% of monthly household income is spent on housing costs), severe overcrowding (more than 1.5 people per room, not including kitchens or bathrooms), lack of complete kitchen facilities (as described above), and lack of complete plumbing facilities (as described above).

Table 7 indicates that 104,794 households, or approximately one-third of all households in San Bernardino County's entitlement areas, experience one or more housing problems such as overcrowding, cost burden, or substandard housing. An additional 62,066 households (20%) experience at least one severe housing problem.

Housing cost burden is the most common housing problem in San Bernardino County. Data indicates that more than one-quarter (28%) of all households, or 86,740 households, are burdened by housing costs by spending more than 30% of their income on housing. Slightly more than half (51%) of these cost-burdened households experience severe cost burdens, spending over 50% of their income on housing. The remaining 49% of cost-burdened households spend between 30% and 50% of their income on housing costs. More than half (56%) of all low- and moderate-income households are burdened by housing costs. For the lowest income households (those earning no more than 30% HAMFI), severe cost burdens are the most prevalent housing problem, affecting 55% of the households at this income level.

NA-10 Housing Needs Assessment - 24 CFR 91.405, 24 CFR 91.205 (a,b,c)

Summary of Housing Needs:

Table 5 - Housing Needs Assessment Demographics

Demographics	Base Year: 2009	Most Recent Year: 2020	% Change
Population	964,890	993,270	3%
Households	305,105	313,560	3%
Median Income	\$55,845	\$65,761	+17.8%

Data Source: 2000 Census (Base Year), 2016-2020 ACS (Most Recent Year)

Number of Households Table

Table 6 - Total Households Table

	0-30% HAMFI	>30-50% HAMFI	>50-80% HAMFI	>80-100% HAMFI	>100% HAMFI
Total Households	42,229	39,790	55,199	31,910	144,455
Small Family Households	13,474	16,143	23,365	14,332	78,330
Large Family Households	4,421	6,197	8,531	5,267	20,211
Household contains at least one person 62-74 years of age	9,773	9,401	13,172	7,306	36,073
Household contains at least one person age 75 or older	6,801	6,126	7,280	3,121	10,964
Households with one or more children 6 years old or younger	7,528	9,411	11,225	6,447	16,471

Data Source: 2016-2020 CHAS

Housing Needs Summary Tables

Housing Problems (Households with one of the listed needs)

Table 7 – Housing Problems Table

	Renter					Owner				
	0-30% AMI	>30-50% AMI	>50-80% AMI	>80-100% AMI	Total	0-30% AMI	>30-50% AMI	>50-80% AMI	>80-100% AMI	Total
NUMBER OF HOUSEHOLDS										
Substandard Housing - Lacking complete plumbing or kitchen facilities	1,064	537	345	177	2,123	253	187	318	84	842
Severely Overcrowded - With >1.51 people per room (and complete kitchen and plumbing)	876	1,020	653	597	3,146	183	289	563	409	1,444
Overcrowded - With 1.01-1.5 people per room (and none of the above problems)	1,997	1,729	2,193	938	6,857	434	967	1,572	669	3,642
Housing cost burden greater than 50% of income (and none of the above problems)	15,205	6,946	2,659	180	24,990	7,888	5,663	4,264	1,157	18,972
Housing cost burden greater than 30% of income (and none of the above problems)	2,479	7,117	9,889	3,733	23,218	2,353	4,371	8,078	4,758	19,560
Zero/negative Income (and none of the above problems)	2,096	0	0	0	2,096	1,791	0	0	0	1,791

Data Source: 2016-2020 CHAS

Housing Problems 2 (Households with one or more Severe Housing Problems: Lacks kitchen or complete plumbing, severe overcrowding, severe cost burden)

Table 8 – Housing Problems 2

	Renter					Owner				
	0-30% AMI	>30-50% AMI	>50-80% AMI	>80-100% AMI	Total	0-30% AMI	>30-50% AMI	>50-80% AMI	>80-100% AMI	Total
NUMBER OF HOUSEHOLDS										
Having 1 or more of four housing problems	19,130	10,245	5,853	1,895	37,123	8,775	7,115	6,747	2,306	24,943
Having none of four housing problems	7,103	10,424	18,118	10,736	46,381	7,172	12,023	24,478	16,964	60,637
Household has negative income, but none of the other housing problems	0	0	0	0	0	0	0	0	0	0

Data Source: 2016-2020 CHAS

Cost Burden > 30%

Table 9 – Cost Burden > 30%

	Renter				Owner			
	0-30% AMI	>30-50% AMI	>50-80% AMI	Total	0-30% AMI	>30-50% AMI	>50-80% AMI	Total
NUMBER OF HOUSEHOLDS								
Small Related	8,034	8,331	7,083	23,448	3,039	3,517	5,308	11,864
Large Related	3,331	2,831	1,467	7,629	542	1,492	2,173	4,207
Elderly	4,726	2,747	1,830	9,303	5,575	4,541	4,444	14,560
Other	4,869	2,593	3,273	10,735	1,664	1,041	1,140	3,845
Total need by income	20,960	16,502	13,653	51,115	10,820	10,591	13,065	34,476

Data Source: 2016-2020 CHAS

Cost Burden > 50%

Table 10 – Cost Burden > 50%

	Renter				Owner			
	0-30% AMI	>30-50% AMI	>50-80% AMI	Total	0-30% AMI	>30-50% AMI	>50-80% AMI	Total
NUMBER OF HOUSEHOLDS								
Small Related	0	0	3,912	3,912	2,432	1,929	0	4,361
Large Related	0	0	960	960	443	765	689	1,897
Elderly	3,678	1,394	644	5,716	3,988	2,465	1,685	8,138
Other	0	4,382	1,528	5,910	1,471	0	0	1,471
Total need by income	3,678	5,776	7,044	16,498	8,334	5,159	2,374	15,867

Data Source: 2016-2020 CHAS

Crowding (More than one person per room)

Table 11 – Crowding Information - 1/2

	Renter					Owner				
	0-30% AMI	>30-50% AMI	>50-80% AMI	>80-100% AMI	Total	0-30% AMI	>30-50% AMI	>50-80% AMI	>80-100% AMI	Total
NUMBER OF HOUSEHOLDS										
Single-family households	2,390	2,384	2,145	1,101	8,020	491	681	1,470	443	3,085
Multiple, unrelated family households	436	370	725	389	1,920	105	559	643	662	1,969
Other, non-family households	129	105	64	44	342	45	25	40	0	110
Total need by income	2,955	2,859	2,934	1,534	10,282	641	1,265	2,153	1,105	5,164

Highlighted Populations

Describe the number and type of single-person households in need of housing assistance.

Non-elderly single-person households in need of housing assistance are included in the “other, non-family” category of Tables 9, 10, and 11. This category includes multi-person households whose members are unrelated (e.g., roommates, unmarried partners, etc.). There are an estimated 14,580 single-person or multi-person unrelated households with low or moderate incomes who are housing cost burdened. Single-person or multi-person unrelated households make up approximately 17% of all cost burdened households.

The distribution of single-person households spending more than 30% of their income on housing costs is relatively even across all income levels. Nearly half (45%) of cost burdened households have very low incomes (0-30% of the HUD Area Median Family Income (HAMFI)), 24% have low incomes (>30-50% HAMFI), and 30% have moderate incomes (>50-80% HAMFI). Nearly three-fourths (74%) of “other non-family” households that are cost burdened are renters.

Single-person and multi-person unrelated households comprise nearly one-quarter (23%) of all severely cost burdened households. The majority of these severely cost burdened single-person and multi-person unrelated households (80%) are renters. All renter households in this category experiencing severe housing cost burden have low- to moderate- levels of income (>30-80% HAMFI). Conversely, for household owners in this category, the only single-person and multi-person unrelated households experiencing severe cost burdens are those with very low incomes (0-30% HAMFI).

Table 11 provides data for single-person and non-family households, indicating that only a small percentage (3%) experience problems with overcrowding. Similar to the distribution of households with cost burdens, renter households experiencing overcrowding outnumber owner households.

Estimate the number and type of families in need of housing assistance who are disabled or victims of domestic violence, dating violence, sexual assault, and stalking.

Data gathered from the 2018-2022 ACS estimates that there are 242,727 disabled persons residing in San Bernardino County, approximately 11% of the county’s total population. Disabilities affect seniors over 75 at significantly higher rates than other age groups. Assuming the pattern of low- and moderate-income households experiencing more housing problems applies, poverty status data could indicate if disabled populations have a greater risk of experiencing housing problems. 2018-2022 ACS estimates show that 20% of the disabled population falls below the 2022 poverty level of \$13,590.¹ In comparison, very low-income households (with income below 30% HAMFI) make up 13% of the county’s population and 35% of those with housing problems. Therefore, a larger proportion of low-income residents would likely indicate

¹ Office of the Assistant Secretary for Planning and Evaluation. (2015, September 15) *2022 Poverty Guidelines*. Retrieved from: <https://aspe.hhs.gov/sites/default/files/documents/4b515876c4674466423975826ac57583/Guidelines-2022.pdf>

increased susceptibility to housing problems for disabled persons. Additionally, people with disabilities often face greater difficulty finding appropriate housing, given the scarcity of housing that is both affordable and accessible to people with disabilities.

Several agencies in San Bernardino County assist domestic violence survivors who need housing assistance; however, the situation for domestic violence survivors seeking housing remains critical. Open Justice reports that there were 8,522 domestic-violence-related calls for assistance in San Bernardino County in 2022, of which 3,809 had a weapon involved.² The number of domestic violence-related calls exceeds the number of emergency shelter units available specifically for families experiencing domestic violence. These shelters and transitional housing programs typically have the capacity to provide shelter for no more than 30 families at a time. DOVES of Big Bear Valley in the county's mountain region, serves an average of 15 adults and 15 children monthly, as reported in its monthly newsletters.³ Desert Sanctuary, a shelter located in Barstow, hosts over 30 beds that can safely house, protect, and provide for up to 10 families.⁴ This underscores the significant gap between the demand for services and the availability of safe housing options for domestic violence survivors.

What are the most common housing problems?

CHAS data indicates that the most common housing problems in San Bernardino County, regardless of tenure type, are unaffordable housing costs. Approximately 14% of all households in San Bernardino County experience severe housing cost burdens; 97% of these households earn less than 80% HAMFI, and 55% are very low-income. The same share of households (14%) spends more than 30% of their income on housing costs, of which 80% are low- and moderate-income.

The most common housing problems are related to affordability; however, overcrowding, severe overcrowding, and substandard housing affect approximately 6% of the county's population. These housing problems affect 18,054 households in San Bernardino County.

Are any populations/household types more affected than others by these problems?

Renters in San Bernardino County are more likely to experience housing problems than homeowners. Approximately 60% of rented households face at least one housing problem, compared to 44% of household owners. Both renter and owner households earning between 0-30% AMI are particularly vulnerable to severe housing problems. Table 8 reveals that renters with incomes below 30% HAMFI make up nearly one-third (31%) of all households experiencing severe housing problems, and this figure increases to 47% when including renters earning less than 50% HAMFI. In contrast, household owners earning less than 80% HAMFI experience similar rates of housing issues, with moderate-income owner

² OpenJustice. *Domestic Violence-Related Calls for Assistance*. Retrieved from: <https://openjustice.doj.ca.gov/exploration/crime-statistics/domestic-violence-related-calls-assistance>

³ DOVES. *Newsletters, Holiday 2022*. Retrieved from: <http://www.doves4help.org/about/newsletter/> Accessed December 2, 2024.

⁴ Desert Sanctuary, Inc. *About*. Retrieved from: http://desert-sanctuary.org/?page_id=4 Accessed December 2, 2024

households (earning 50-80% HAMFI) facing the highest rate of housing problems at 32%. This emphasizes the greater prevalence of housing problems among lower-income renters, while moderate-income owners also encounter significant difficulties.

In terms of housing cost burdens, Table 7 shows that moderate-income homeowners are the most likely to spend over 30% of their income on housing compared to lower-income homeowners. Similarly, Table 9 reveals that moderate-income renters are most likely to be severely cost-burdened compared to lower-income renters. However, very low-income households face a higher likelihood of severe cost burdens compared to low- and moderate-income homeowners. Nearly all severely cost burdened households (97%) earn less than 80% HAMFI. Additionally, renter households are twice as likely to experience overcrowding compared to owner households.

Describe the characteristics and needs of low-income individuals and families with children (especially extremely low-income) who are currently housed but are at imminent risk of either residing in shelters or becoming unsheltered 91.205(c)/91.305(c)). Also, discuss the needs of formerly homeless families and individuals who are receiving rapid re-housing assistance and are nearing the termination of that assistance

In 2022, the federal poverty line for a four-person household was \$27,750.5 According to the 2018-2022 ACS data, 13.8% of residents in San Bernardino County are living at or below the poverty level. The majority of those living in poverty are between the ages of 18 and 64, female, and white. Black residents (21.1%), those who are unemployed (24%), children under 18 (18.6%), and those without a high school diploma (20%) are more likely to live in poverty. One-quarter of female-headed households with children and no spouse are below the poverty level, significantly higher than the 6.5% of married-couple families.

Low wages, rising rental costs, and the scarcity of affordable housing for low- and very low-income households place vulnerable households at even greater risk for eviction or homelessness. Individuals and families at imminent risk and those who have experienced homelessness and are receiving rapid re-housing assistance often face a myriad of barriers including prior histories of homelessness or eviction, chronic physical or mental disabilities, poor credit, criminal histories, and limited access to additional education or job skills training. The greatest need of formerly homeless families and individuals receiving rapid re-housing assistance is the availability of standard housing that is affordable to households at or below 50% AMI.

For formerly homeless families and individuals nearing the termination of assistance, the top needs are for increased, sustainable income (earned and unearned); access to Social Security disability and other mainstream benefits; linkages to health, mental health, and legal services; access to affordable transportation and childcare; and ongoing case management and supportive services.

⁵ Office of the Assistant Secretary for Planning and Evaluation. 2022 Poverty Guidelines. Retrieved from: <https://aspe.hhs.gov/sites/default/files/documents/4b515876c4674466423975826ac57583/Guidelines-2022.pdf>

If a jurisdiction provides estimates of the at-risk population(s), it should also include a description of the operational definition of the at-risk group and the methodology used to generate the estimates:

The San Bernardino County Homelessness Action Plan provides estimates of the at-risk populations and describes the operational definition of these groups. According to the plan, the at-risk population includes individuals and families experiencing factors that heighten their risk of homelessness, such as extreme poverty, housing instability, and lack of support systems. The county identifies specific groups at risk, including individuals exiting institutional settings, people experiencing domestic violence, and those facing high housing costs.

The methodology used to generate estimates primarily relies on data from the U.S. Department of Housing and Urban Development (HUD), local agencies, and community-based organizations. The county also utilizes data from Point-in-Time (PIT) counts and Continuum of Care (CoC) reports, which track homelessness and housing instability trends within the county. Additionally, the plan references risk factors like income thresholds (e.g., households earning below 30% of the area median income) and housing conditions (e.g., overcrowded living spaces and eviction history) to identify vulnerable populations.

Specify particular housing characteristics that have been linked with instability and an increased risk of homelessness

San Bernardino County identifies several housing characteristics linked to instability and an increased risk of homelessness in both the Homelessness & Housing Insecurity Indicators and the San Bernardino County Homelessness Action Plan. The shortage of affordable rental units, which disproportionately impacts vulnerable populations like the elderly, disabled, and displaced individuals, is a significant issue in the county. Housing affordability remains a persistent concern, as many residents face high housing costs relative to their income, increasing their risk of eviction or homelessness. In addition, overcrowded housing contributes to housing instability by increasing the strain on existing housing resources. Housing insecurity is also associated with frequent moves, particularly when households cannot maintain stable residences due to economic challenges, which often lead to temporary or informal housing arrangements.⁶ Furthermore, the county is experiencing a growing affordability crisis, with many residents burdened by housing costs that are unsustainable in relation to their income, thus heightening the likelihood of eviction. These factors, coupled with high housing costs, result in a considerable number of residents being at risk of losing their homes or becoming homeless. Individuals transitioning out of institutions, such as foster care or healthcare facilities, are also at greater risk of homelessness, particularly when they lack sufficient support systems for securing stable housing.⁷

⁶ San Bernardino County. Homelessness & Housing Insecurity. 2023. Retrieved from <https://indicators.sbcounty.gov/housing/homelessness-housing-insecurity/>.

⁷ San Bernardino County. San Bernardino County Homelessness Action Plan. 2021. Retrieved from <https://wp.sbcounty.gov/dbh/sbchp/wp-content/uploads/sites/2/2021/07/San-Bernardino-County-Homelessness-Action-Plan-Final.pdf>.

NA-15 Disproportionately Greater Need: Housing Problems - 91.405, 91.205 (b)(2)

Introduction

This section assesses the housing needs of racial and ethnic groups at various income levels in comparison to needs at that income level as a whole to identify any disproportionately greater needs. According to HUD, a disproportionately greater need exists when members of a racial or ethnic group at a given income level experience housing problems at a greater rate (10 percentage points or more) than the income level as a whole. Tables 12 through 15 identify the number of households experiencing one or more of the four housing problems by householder race, ethnicity, and income level. The four housing problems include: (1) cost burdens (paying more than 30% of income for housing costs); (2) overcrowding (more than 1 person per room); (3) lacking complete kitchen facilities; and (4) lacking complete plumbing facilities.

2020 HUD income classifications are as follows:

- Very low income – up to 30% of area median income (AMI) or \$26,200 for a family of four
- Low income – 30 to 50% AMI or \$26,201 to \$37,650 for a family of four
- Moderate income – 50 to 80% AMI or \$37,651 to \$60,250 for a family of four
- Middle income – 80 to 100% AMI or \$60,251 to \$75,300 for a family of four

0%-30% of Area Median Income

Out of the county's 42,208 very low-income households, 78% have at least one housing problem. American Indian/Alaska Native households are the only racial or ethnic group at this income level that experiences a disproportionately greater rate of housing problems (88%). African American households, with 86% experiencing at least one housing problem, fall slightly below the threshold for disproportionately greater needs compared to the jurisdiction as a whole. Varied rates of housing problems were experienced by other racial and ethnic groups at this income level: 81% of Hispanic households, 75% of white households, 68% of Asian households, and 67% of Pacific Islander households experience at least one housing problem at very low incomes.

Table 12 - Disproportionally Greater Need 0 - 30% AMI

Housing Problems	Has one or more of four housing problems	Has none of the four housing problems	Household has no/negative income, but none of the other housing problems
Jurisdiction as a whole	32,734	9,474	0
White	13,638	4,646	0

Housing Problems	Has one or more of four housing problems	Has none of the four housing problems	Household has no/negative income, but none of the other housing problems
Black / African American	3,483	578	0
Asian	2,073	981	0
American Indian, Alaska Native	238	34	0
Pacific Islander	139	70	0
Hispanic	12,312	2,912	0

Data Source: 2016-2020 CHAS

*The four housing problems are: 1. Lacks complete kitchen facilities, 2. Lacks complete plumbing facilities, 3. More than one person per room, 4. Cost Burden greater than 30%

30%-50% of Area Median Income

At low incomes, 28,839 households, or 72% of all low-income households, experience at least one housing problem. Both Black/African American households (86%) and Pacific Islander households (85%) exceed the jurisdictional average by more than 10 percentage points, meeting HUD's threshold for disproportionately greater need. Other racial and ethnic groups at this income level experience housing problems at the following rates: 76% of Hispanic households, 76% of Asian households, 69% of American Indian/Alaska Native households, and 65% of White households.

Table 13 - Disproportionally Greater Need 30 - 50% AMI

Housing Problems	Has one or more of four housing problems	Has none of the four housing problems	Household has no/negative income, but none of the other housing problems
Jurisdiction as a whole	28,839	10,980	0
White	10,210	5,534	0
Black / African American	2,238	374	0
Asian	2,498	792	0
American Indian, Alaska Native	194	87	0
Pacific Islander	55	10	0
Hispanic	12,850	4,059	0

Data Source: 2016-2020 CHAS

*The four housing problems are: 1. Lacks complete kitchen facilities, 2. Lacks complete plumbing facilities, 3. More than one person per room, 4. Cost Burden greater than 30%

50%-80% of Area Median Income

More than half (55%) of the 55,142 moderate-income households in the jurisdiction experience at least one housing problem. Black/African American households and Asian households both experience disproportionately greater housing needs, surpassing the jurisdictional average of 55% by more than 10 percentage points. Specifically, Black/African American households have 65% of households with housing problems, which is 10% higher than the average, while Asian households have 67%, exceeding the average by 12%. Although Hispanic (59%) and Pacific Islander (56%) households experience a significant number of housing problems, these rates do not meet the threshold for disproportionately greater need. The rate of housing problems for American Indian/Alaska Native (41%) and White (39%) households are below the threshold for disproportionately greater need.

Table 14 - Disproportionally Greater Need 50 - 80% AMI

Housing Problems	Has one or more of four housing problems	Has none of the four housing problems	Household has no/negative income, but none of the other housing problems
Jurisdiction as a whole	30,550	24,592	0
White	11,845	12,296	0
Black / African American	2,275	1,228	0
Asian	2,602	1,272	0
American Indian, Alaska Native	67	98	0
Pacific Islander	150	120	0
Hispanic	12,893	9,033	0

Data Source: 2016-2020 CHAS

**The four housing problems are: 1. Lacks complete kitchen facilities, 2. Lacks complete plumbing facilities, 3. More than one person per room, 4. Cost Burden greater than 30%*

80%-100% of Area Median Income

Among the middle-income households in the jurisdiction, 40% experience at least one housing problem. Pacific Islander households face the highest rate, with 86% experiencing housing problems, which significantly exceeds the jurisdiction as a whole, indicating a disproportionately greater need. Asian and American Indian/Alaska Native households also show high rates of housing problems at 51% and 50%, respectively, exceeding the threshold indicating a disproportionately greater need. Black/African American (49%) and Hispanic (40%) households also exceed the income level as a whole; however, they do not surpass the threshold. White households have the lowest rate at 35%.

Table 15 - Disproportionately Greater Need 80 - 100% AMI

Housing Problems	Has one or more of four housing problems	Has none of the four housing problems	Household has no/negative income, but none of the other housing problems
Jurisdiction as a whole	12,679	19,231	0
White	4,699	8,870	0
Black / African American	1,208	1,242	0
Asian	1,020	992	0
American Indian, Alaska Native	128	128	0
Pacific Islander	25	4	0
Hispanic	5,152	7,730	0

Data Source: 2016-2020 CHAS

*The four housing problems are: 1. Lacks complete kitchen facilities, 2. Lacks complete plumbing facilities, 3. More than one person per room, 4. Cost Burden greater than 30%

Discussion

Housing problems in San Bernardino County affect all income levels below the area median income (AMI) but disproportionately impact more groups in the middle-income bracket. White and Hispanic households represent the majority of those facing housing challenges, but neither group experiences housing problems at a rate that would suggest a disproportionately greater need across any income level. On the other hand, Black/African American, Asian, and Pacific Islander households experience higher rates of housing problems, with rates exceeding those of the jurisdiction as a whole by more than 10 percentage points, signaling a disproportionately greater need at most income levels.

Black households are particularly impacted by housing issues at low- and moderate-income levels, where the rates are significantly higher than for other groups. Asian households, while also reporting high rates of housing problems, are disproportionately affected at moderate and middle-income levels. Pacific Islander households, although smaller in population, experience disproportionately greater housing issues at low and middle-income levels. American Indian/Alaska Native households are the only group facing disproportionately greater housing problems at very low-income levels.

NA-20 Disproportionately Greater Need: Severe Housing Problems - 91.405, 91.205 (b)(2)

Assess the need of any racial or ethnic group that has a disproportionately greater need in comparison to the needs of that category of need as a whole.

Introduction

This section assesses the severe housing needs of racial and ethnic groups at various income levels in comparison to severe needs at that income level as a whole to identify any disproportionately greater needs. Like the preceding analysis, this section uses HUD's definition of disproportionately greater need, which occurs when one racial or ethnic group at a given income level experiences housing problems at a rate that is at least 10 percentage points greater than the income level as a whole.

Tables 16 through 19 identify the number of households with one or more of the severe housing needs by householder race and ethnicity. The four severe housing problems include: (1) severe cost burden (paying more than 50% of income for housing and utilities); (2) severe crowding (more than 1.5 people per room); (3) lack of complete kitchen facilities; and (4) lack of complete plumbing facilities.

2020 HUD income classifications are as follows:

- Very low income – up to 30% of area median income (AMI) or \$26,200 for a family of four
- Low income – 30 to 50% AMI or \$26,201 to \$37,650 for a family of four
- Moderate income – 50 to 80% AMI or \$37,651 to \$60,250 for a family of four
- Middle income – 80 to 100% AMI or \$60,251 to \$75,300 for a family of four

0%-30% of Area Median Income

In San Bernardino County, 66% of very low-income households experience at least one severe housing problem. Among racial and ethnic groups, Black households report the highest rate, with 75% of very low-income Black households facing severe housing issues. Hispanic households follow closely at 70%, while 67% of Pacific Islander households experience similar challenges. Both Asian and American Indian households face severe housing problems at a rate of 63%. White households have the lowest rate within this group, with 61% of very low-income White households reporting severe housing issues. No group exceeds the overall jurisdictional rate of 66% by 10 percentage points.

Table 16 – Severe Housing Problems 0 - 30% AMI

Severe Housing Problems*	Has one or more of four housing problems	Has none of the four housing problems	Household has no/negative income, but none of the other housing problems
Jurisdiction as a whole	27,905	14,275	0
White	11,112	7,180	0
Black / African American	3,053	1,007	0
Asian	1,932	1,120	0
American Indian, Alaska Native	168	99	0
Pacific Islander	139	70	0
Hispanic	10,722	4,500	0

Data Source: 2016-2020 CHAS

*The four severe housing problems are: 1. Lacks complete kitchen facilities, 2. Lacks complete plumbing facilities, 3. More than 1.5 persons per room, 4. Cost Burden over 50%

30%-50% of Area Median Income

In San Bernardino County, 44% of households earning between 30%-50% AMI experience one or more severe housing problems. Among households within this income group, American Indian/Alaskan Natives experience the most severe housing problems at a rate of 63%. Asian households are also disproportionately affected with 60% facing severe housing challenges. Both groups exceed the threshold, indicating a significantly greater need compared to the overall rate for this income group. Half of low-income Hispanic households in San Bernardino County face severe housing problems, while nearly half of Pacific Islander households (46%) and Black/African American households (43%) also report similar challenges. White households in this income range experience the lowest rate of severe housing problems at 34%.

Table 17 – Severe Housing Problems 30 - 50% AMI

Severe Housing Problems*	Has one or more of four housing problems	Has none of the four housing problems	Household has no/negative income, but none of the other housing problems
Jurisdiction as a whole	17,360	22,447	0
White	5,284	10,446	0
Black / African American	1,120	1,482	0
Asian	1,963	1,332	0

Severe Housing Problems*	Has one or more of four housing problems	Has none of the four housing problems	Household has no/negative income, but none of the other housing problems
American Indian, Alaska Native	175	102	0
Pacific Islander	30	35	0
Hispanic	8,378	8,533	0

Data Source: 2016-2020 CHAS

*The four severe housing problems are: 1. Lacks complete kitchen facilities, 2. Lacks complete plumbing facilities, 3. More than 1.5 persons per room, 4. Cost Burden over 50%

50%-80% of Area Median Income

At moderate income levels in San Bernardino County, 23% of households face one or more severe housing problems. Among racial and ethnic groups, Asian households report the highest rate of severe housing problems at 41%, indicating a disproportionately greater need compared to the overall rate of this moderate-income group. Pacific Islander and Hispanic households both experience severe housing problems at a rate of 26%, followed by 21% of Black/African American households, and 18% of white households. Just 5% of American Indian households with moderate income experience severe housing problems.

Table 18 – Severe Housing Problems 50 - 80% AMI

Severe Housing Problems*	Has one or more of four housing problems	Has none of the four housing problems	Household has no/negative income, but none of the other housing problems
Jurisdiction as a whole	12,600	42,596	0
White	4,301	19,850	0
Black / African American	756	2,766	0
Asian	1,573	2,286	0
American Indian, Alaska Native	8	157	0
Pacific Islander	70	200	0
Hispanic	5,634	16,274	0

Data Source: 2016-2020 CHAS

*The four severe housing problems are: 1. Lacks complete kitchen facilities, 2. Lacks complete plumbing facilities, 3. More than 1.5 persons per room, 4. Cost Burden over 50%

80%-100% of Area Median Income

Among middle-income households in San Bernardino County, 13% experience at least one severe housing problem. Pacific Islander households have the highest rate, with 86% of these households facing housing problems, significantly exceeding the overall rate and indicating a disproportionately greater need. The share of American Indian/Alaska Native households with severe housing problems exceeds the threshold for disproportionately greater need, with 23% experiencing housing issues. Asian and Hispanic households experience severe housing problems at rates higher than the income group as a whole, with 20% and 18%, respectively, though these do not exceed the threshold for disproportionately greater need. Black/African American households experience housing problems at a rate of 9%, while white households report the lowest rate at 8%.

Table 19 – Severe Housing Problems 80 - 100% AMI

Severe Housing Problems*	Has one or more of four housing problems	Has none of the four housing problems	Household has no/negative income, but none of the other housing problems
Jurisdiction as a whole	4,201	27,700	0
White	1,101	12,479	0
Black / African American	225	2,227	0
Asian	398	1,631	0
American Indian, Alaska Native	60	196	0
Pacific Islander	25	4	0
Hispanic	2,287	10,591	0

Data Source: 2016-2020 CHAS

**The four severe housing problems are:*

1. Lacks complete kitchen facilities, 2. Lacks complete plumbing facilities, 3. More than 1.5 persons per room, 4. Cost Burden over 50%

Discussion

The severe housing needs in San Bernardino County are evident across all income levels below AMI, with disproportionately greater needs observed in specific racial and ethnic groups. The overall rate of severe housing problems is highest among very low-income households (66%), but there are no subgroups where the rate exceeds the threshold for disproportionately greater need in this income category. White, Black, and Hispanic households do not exhibit disproportionately greater needs across any of the income levels, as their rates are either similar to or lower than the income level's overall rate.

Asian, American Indian/Alaska Native, and Pacific Islander households experience disproportionately higher rates of severe housing problems, particularly at low-, moderate-, and middle-income levels. Asian

households experience disproportionately greater housing needs at both low- and moderate-income levels, with severe housing problems experienced by 60% and 41% of households, respectively. American Indian/Alaska Native households, although a smaller population, report disproportionately greater needs at low- and middle-income levels, with 63% at low-income and 23% at middle-income levels. Pacific Islander households, though fewer in number, experience a significantly higher rate of severe housing problems in the middle-income range, where 86% report such issues, significantly exceeding the 13% rate of the overall income group.

NA-25 Disproportionately Greater Need: Housing Cost Burdens - 91.405, 91.205 (b)(2)

Assess the need of any racial or ethnic group that has a disproportionately greater need in comparison to the needs of that category of need as a whole.

Introduction

This section assesses the needs of any racial or ethnic group that has disproportionately greater needs in comparison to the needs of that category of need as a whole. While the preceding sections assessed all housing and severe housing problems, Table 20 focuses only on what share of their income households spend on housing. Data is broken down into groups spending less than 30% of income on housing costs, those paying between 30 and 50% (i.e., with a cost burden), and those paying over 50% (i.e., with a severe cost burden). The final column, “no/negative income,” identifies households without an income, for whom housing as a share of income was not calculated.

Housing Cost Burden

Table 20 – Greater Need: Housing Cost Burdens AMI

Housing Cost Burden	<=30%	30-50%	>50%	No / negative income (not computed)
Jurisdiction as a whole	198,417	60,616	50,109	4,378
White	97,077	25,290	19,502	1,927
Black / African American	10,633	5,498	4,522	265
Asian	17,034	4,370	5,449	728
American Indian, Alaska Native	862	264	302	4
Pacific Islander	620	144	138	105
Hispanic	66,899	23,348	18,771	1,323

Data Source: 2016-2020 CHAS

Discussion

The data from Table 20 reveals disparities in housing cost burdens across different racial and ethnic groups in San Bernardino County, with notable differences in the percentage of households paying more than 30% of their income on housing. Overall, 35% of households in the county are cost-burdened, but Black/African American households are the only group to experience a disproportionately higher rate of cost burden, with 48% of households spending over 30% of their income on housing, significantly exceeding the county rate.

While American Indian/Alaska Native households do not meet the defined threshold to indicate disproportionately greater need, they still experience a relatively high rate of housing cost burden, with 40% of these households affected. Hispanic households are similarly impacted, with 38% facing housing cost burdens. White households, while still affected by housing costs, have a lower rate of 31% compared to the other groups. Asian households report a slightly higher rate of 36%, indicating a significant burden as well. Pacific Islander households experience the lowest rate of cost burden, with 28% of households affected.

Households spending more than 50% of their income on housing are severely cost burdened, and the impact is felt most acutely by White and Hispanic households, who combined comprise over three-quarters (76%) of all severely cost-burdened households. However, Black households experience the highest rate of severe cost burden, with 22% of Black households severely burdened, followed by American Indian/Alaska Native (21%) and Asian (20%) households.

NA-30 Disproportionately Greater Need: Discussion - 91.205 (b)(2)

Are there any Income categories in which a racial or ethnic group has disproportionately greater need than the needs of that income category as a whole?

Certain income categories and racial or ethnic groups in San Bernardino County exhibit disproportionately greater housing needs compared to the overall needs of those income categories.

Among very low-income households (0%-30% AMI), American Indian/Alaska Native households experience the highest rate of housing problems, with 88% of these households affected. This rate exceeds the overall income level rate of 78% by more than 10 percentage points, indicating a disproportionately greater need for this group.

In the low-income category (30%-50% AMI), both Black/African American households (86%) and Pacific Islander households (85%) experience housing problems at rates more than 10 percentage points higher than the income category as a whole, meeting the threshold for disproportionately greater need. American Indian/Alaska Native households also experience severe housing problems at a rate of 63%, with Asian households facing similar challenges at 60%, both exceeding the threshold for significantly greater need compared to the overall rate for this income group.

For households in the 50%-80% AMI range, both Black/African American (66%) and Asian households (61%) report disproportionately greater housing needs, surpassing the income level's rate by more than 10 percentage points. Asian households, in particular, face the highest rate of severe housing problems among racial and ethnic groups at 41%, also indicating a disproportionately greater need within this income bracket.

In the 80%-100% AMI category, Pacific Islander households experience the highest rate of housing problems at 86%, significantly higher than the overall rate of 39%, indicating a disproportionately greater need. Additionally, Asian households (51%) and American Indian/Alaska Native households (50%) also report disproportionately greater housing problems, surpassing the threshold of 39% for this income level.

The groups that most frequently experience disproportionately greater housing needs across income levels in San Bernardino County are Asian, American Indian/Alaska Native, and Pacific Islander households. Asian households face disproportionately greater needs at four different income levels, including very low, low, moderate, and middle-income categories, highlighting the significant and persistent housing challenges they encounter. American Indian/Alaska Native households experience disproportionately greater housing needs at three income levels: very low, low, and middle-income categories. Pacific Islander households also experience disproportionately greater housing needs across three income levels, specifically in low, moderate, and middle-income ranges. These three groups are most affected by housing issues, with Asian households appearing most frequently across the income brackets.

If they have needs not identified above, what are those needs?

Comparing the data on unsheltered individuals in San Bernardino County with the 2020 Census racial and ethnic data highlights notable disparities in homelessness rates among different racial and ethnic groups. White residents represent the largest proportion of the unsheltered population, making up 61.1%, significantly higher than their share of the total population (35.9%). Black residents, while making up 8.5% of the total population, account for 18.3% of the unsheltered population. This indicates that housing problems are disproportionately experienced by White and Black residents, as both groups are overrepresented among the unsheltered compared to their population share. Native American individuals, who comprise only 1.9% of the total population, account for 3.2% of the unsheltered population. While this percentage is smaller than that of Black and White individuals, it still highlights a notable housing insecurity issue for the Native American community that requires targeted assistance.

Hispanic or Latino residents, who account for 53.7% of the total population, represent 35.7% of the unsheltered population. Asian individuals represent 8.4% of the total population and 1.2% of the unsheltered population. Similarly, Pacific Islander individuals, making up only 0.3% of the population, represent 0.7% of the unsheltered, a small but significant share that underscores the need for focused attention on this group's housing needs. Other racial groups, which comprise 28.5% of the total population, represent 15.5% of the unsheltered population.⁸

Are any of those racial or ethnic groups located in specific areas or neighborhoods in your community?

In San Bernardino County, residents of all races and ethnic groups are generally spread out across the region, with few significant patterns of clustering, particularly in cities. Asian residents tend to cluster slightly south of I-10, specifically in the City of Loma Linda and throughout Rancho Cucamonga. However, this clustering is an exception, and for the most part, racial and ethnic groups are distributed relatively evenly throughout the county.

In contrast, Black and Asian residents are less likely to reside in certain areas such as Yucaipa, Yucca Valley, Joshua Tree, 29 Palms, and Needles, compared to white and Hispanic residents. Similarly, Black and Asian populations are not commonly found near Big Bear Lake or in Lucerne Valley, areas where white and Hispanic residents are more concentrated.

American Indian residents, on the other hand, are dispersed in very low numbers across the county and do not show any significant clustering patterns. The distribution of these populations across the county reflects a diverse demographic spread, with certain racial and ethnic groups more concentrated in specific areas, but overall, the clustering is minimal compared to the broader distribution. The maps that follow reflect the population distribution for racial and ethnic groups in San Bernardino County.

⁸ 2020 San Bernardino County Homeless County and Subpopulation Survey Final Report

NA-35 Public Housing - 91.405, 91.205 (b)

Introduction

San Bernardino County's entitlement area is served by two housing authorities: the Housing Authority of the County of San Bernardino (HACSB) and the Housing Authority of the City of Needles. The Housing Authority of the City of Needles is a Qualified PHA and is subject to less frequent reporting to HUD than non-qualified PHAs such as the HACSB. The HACSB is one of 39 Moving to Work designated agencies in the country. The Moving to Work designation gives the HACSB the ability to waive certain HUD regulations in order to create more innovative housing options for its residents.

The table below presents numbers of publicly supported housing in the county according to PIH Information Center data. The HACSB's most recent 2025 Moving to Work (MTW) Annual Plan provides additional context, noting that there is only one (1) Public Housing unit left in the housing authority's inventory, along with 2,621 Project-Based Vouchers and 9,583 Housing Choice Vouchers (HCVs).

Totals in Use

Table 21 - Public Housing by Program Type

	Program Type								
	Certificate	Mod-Rehab	Public Housing	Vouchers					
				Total	Project - based	Tenant - based	Special Purpose Voucher		
							Veterans Affairs Supportive Housing	Family Unification Program	Disabled*
# of units vouchers in use	0	0	1,177	5,277	517	4,660	54	0	0

Data Source: PIC (PIH Information Center)

*Includes Non-Elderly Disabled, Mainstream One-Year, Mainstream Five-year, and Nursing Home Transition Characteristics of Residents

Table 22 – Characteristics of Public Housing Residents by Program Type

	Program Type							
	Certificate	Mod-Rehab	Public Housing	Vouchers				
				Total	Project - based	Tenant - based	Special Purpose Voucher	
							Veterans Affairs Supportive Housing	Family Unification Program
Average Annual Income	0	0	13,755	14,084	14,172	13,978	14,467	0
Average length of stay	0	0	6	6	1	7	0	0
Average Household size	0	0	3	2	1	2	1	0

	Program Type							
	Certificate	Mod-Rehab	Public Housing	Vouchers				
				Total	Project - based	Tenant - based	Special Purpose Voucher	
							Veterans Affairs Supportive Housing	Family Unification Program
# Homeless at admission	0	0	0	30	1	22	7	0
# of Elderly Program Participants (>62)	0	0	239	1,122	357	754	3	0
# of Disabled Families	0	0	200	1,284	39	1,200	28	0
# of Families requesting accessibility features	0	0	1,177	5,277	517	4,660	54	0
# of HIV/AIDS program participants	0	0	0	0	0	0	0	0
# of DV victims	0	0	0	0	0	0	0	0

Data Source: PIC (PIH Information Center)

Race of Residents

Table 23 – Race of Public Housing Residents by Program Type

Race	Program Type								
	Certificate	Mod-Rehab	Public Housing	Vouchers					
				Total	Project - based	Tenant - based	Special Purpose Voucher		
							Veterans Affairs Supportive Housing	Family Unification Program	Disabled *
White	0	0	644	2,226	372	1,791	38	0	0
Black/African American	0	0	425	2,911	114	2,763	16	0	0
Asian	0	0	57	94	21	70	0	0	0
American Indian/Alaska Native	0	0	3	27	5	22	0	0	0
Pacific Islander	0	0	29	12	3	9	0	0	0
Other	0	0	19	7	2	5	0	0	0

Data Source: PIC (PIH Information Center)

*Includes Non-Elderly Disabled, Mainstream One-Year, Mainstream Five-year, and Nursing Home Transition

Ethnicity of Residents

Table 24 – Ethnicity of Public Housing Residents by Program Type

Program Type									
Ethnicity	Certificate	Mod-Rehab	Public Housing	Vouchers					
				Total	Project - based	Tenant - based	Special Purpose Voucher		
							Veterans Affairs Supportive Housing	Family Unification Program	Disabled *
Hispanic	0	0	504	1,326	167	1,132	14	0	0
Not Hispanic	0	0	670	3,951	350	3,528	40	0	0

Data Source: PIC (PIH Information Center)

*Includes Non-Elderly Disabled, Mainstream One-Year, Mainstream Five-year, and Nursing Home Transition

Section 504 Needs Assessment: Describe the needs of public housing tenants and applicants on the waiting list for accessible units.

Based on a standard Supplemental Security Income (SSI) payment of \$967 per month (equating to an affordable rent of \$290 or less), it is highly likely that people with disabilities who are unable to work and rely on SSI as their sole source of income face substantial cost burdens and difficulty locating affordable housing. Publicly supported housing is often a key source of accessible and affordable housing for people with disabilities. According to HUD's 2023 A Picture of Subsidized Housing (APSH) data, approximately 22% of Housing Choice Voucher holders, 22% of public housing residents, and 11% of Project-Based Section 8 residents in the County have a disability. The availability of additional units with accessibility features is the greatest need of this population.

What are the number and type of families on the waiting lists for public housing and section 8 tenant-based rental assistance? Based on the information above, and any other information available to the jurisdiction, what are the most immediate needs of residents of public housing and Housing Choice voucher holders?

The HACSB 2024 MTW Report identifies three (3) separate waiting lists with the following number of households on each waiting list:

- Rental Assistance Demonstration Sites – PBV (51,587 households): Partially open
- Housing Choice Voucher – Project-Based (35,711 households): Partially open
- Housing Choice Voucher – Tenant-Based (25,463 households): Currently closed

42% of applications are duplicates, representing families who have applied to two or more waiting lists. There are 65,510 unduplicated families on HACSB's waiting lists. Current residents in public and other assisted housing units are most immediately in need of opportunity and support to grow and attain a level of self-sufficiency. These supports include programs in areas such as job training and assistance, health-related assistance, after-school programs, adult education, and child educational enrichment. Stakeholders report that affordable childcare is critical, especially for single parents who are working or looking for work. Transportation to and from well-paying jobs is also a critical need and can serve as a barrier to employment if unavailable for public housing residents.

How do these needs compare to the housing needs of the population at large?

The needs of public housing residents and voucher holders are different from those of the county's overall low- and moderate-income population primarily in that these residents are housed in stable and decent housing. With this need met, residents are able to work on other needs that families typically face in addition to housing insecurity. These other needs frequently include childcare, healthcare, employment, transportation, and food.

NA-40 Homeless Needs Assessment - 91.405, 91.205 (c)

Introduction:

This section provides an assessment of San Bernardino County's homeless population and its needs. San Bernardino County conducts an annual homeless "Point-in-time Count" during the last 2 weeks of January. According to the 2024 Homeless Point-in-Time (PIT) count, there was a total of 4,255 homeless persons counted in San Bernardino County, including 1,200 residing in shelters (28%) and 3,055 unsheltered (72%).

If data is not available for the categories "number of persons becoming and exiting homelessness each year," and "number of days that persons experience homelessness," describe these categories for each homeless population type (including chronically homeless individuals and families, families with children, veterans and their families, and unaccompanied youth):

According to the 2024 PIT Count, there were the following unsheltered and sheltered homeless subpopulations:

Unsheltered Subpopulations

- 1,678 chronically homeless adults (55.6%)
- 181 persons with a developmental disability (6%)
- 16 families including chronically homeless families
- 33 persons with HIV/AIDS (1.1%)
- 631 persons with mental health problems (20.9%)
- 625 persons with a physical disability (20.7%)
- 866 substance users (28.7%)
- 211 veterans (7%)
- 205 experiencing homelessness due to fleeing domestic violence, dating violence, sexual assault, or stalking (6.8%)

The other optional survey questions identified 592 unsheltered persons who became homeless for the first time during the past 12 months, 237 unsheltered persons with a life-threatening chronic health condition, and 353 unsheltered persons who were incarcerated during the last 12 months. An optional monthly income question identified 1,085 unsheltered persons reporting no monthly income.

Sheltered Subpopulations

- 890 total households, consisting of 1,200 adults and children

- 57 persons with HIV/AIDS (4.8%)
- 180 persons with mental health problems (15%)
- 96 persons with substance use problems (8%)
- 99 victims of domestic violence (8.3%)
- 35 veterans (3%)
- 233 chronically homeless individuals (19.4%)
- 3 chronically homeless families consisting of 7 total people
- 7 youth under age 18 – households with only children (0.6%)

Nature and Extent of Homelessness: (Optional)

Table 25 - San Bernardino County 2024 Point-In-Time Count

Population	Unsheltered	Sheltered		Total
		Emergency Shelter	Transitional Housing	
Homeless persons	3,055	844	356	4,255

Estimate the number and type of families in need of housing assistance for families with children and the families of veterans.

As reported in the previous section, the 2024 PIT Count identified approximately 16 unsheltered families (including chronically homeless families), 211 unsheltered veterans, 35 sheltered veterans, and 3 sheltered chronically homeless families.

Describe the Nature and Extent of Homelessness by Racial and Ethnic Group.

The Point-in-Time count also categorized the number of sheltered and unsheltered individuals in San Bernardino County by race and ethnicity. The count found that 20% of all sheltered and unsheltered individuals were Black, 37% were white, 34% were Hispanic, and 3% were of two or more races. There were less than 2% each of Asian, Native American, and Pacific Islander homeless individuals. In every category of race and ethnicity, there were more unsheltered individuals counted than sheltered individuals.

Race:	Sheltered	Unsheltered (optional)
American Indian or Alaska Native	16	63
Asian	20	26
Black/African American	332	548
Native Hawaiian/Pacific Islander	4	15
White	340	1,242
Two or more Races	69	87
Don't Know/Refused	0	55
Ethnicity:	Sheltered:	Unsheltered (optional)
Hispanic/Latino	419	1,013

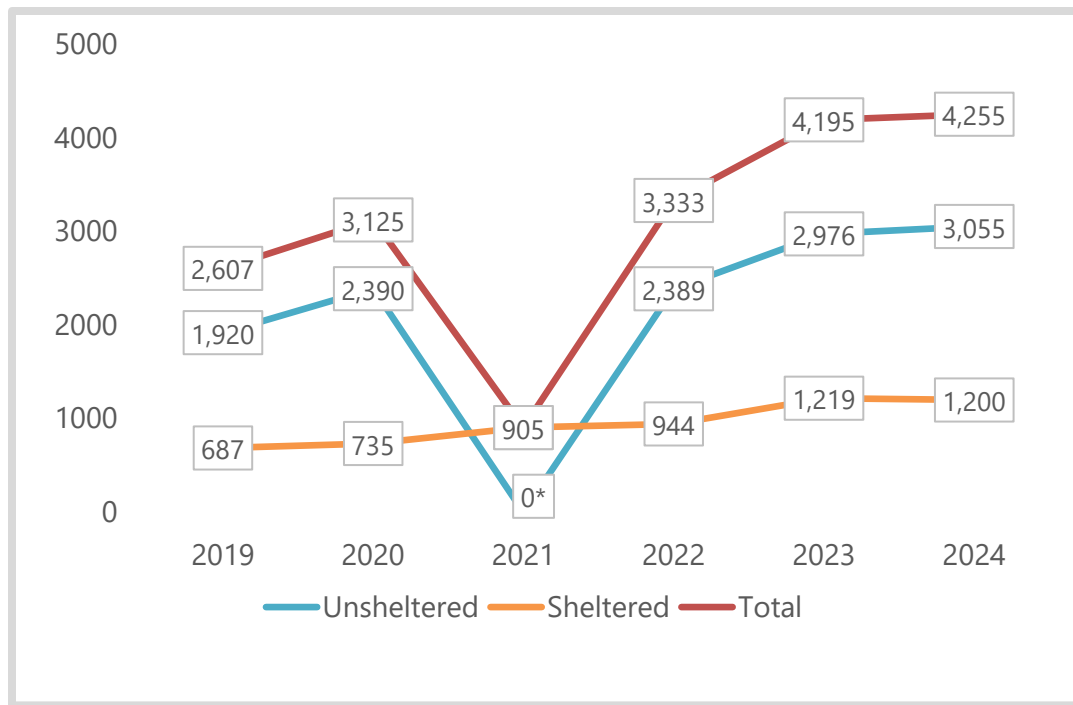
For persons in rural areas who are homeless or at risk of homelessness, describe the nature and extent of unsheltered and sheltered homelessness with the jurisdiction:

Specific measures of rural homelessness in San Bernardino County are limited, but PIT count data indicates that a substantial share of unsheltered individuals live in small or remote communities without any shelter beds. According to the County's 2022 Homeless Strategic Action Plan, 38% of the unsheltered population resides outside the eight cities with year-round shelters (Barstow, Big Bear Lake, Hesperia, Ontario, Redlands, San Bernardino, Victorville, Yucca Valley), including urban areas like Colton, Rialto, and Montclair that also lack shelter capacity. The county's vast geography and long distances between service centers exacerbate isolation, limit access to shelters and services, and complicate outreach and case management. As a result, many people in rural areas shelter in encampments, vehicles, parks, or abandoned buildings.

Describe the Nature and Extent of Unsheltered and Sheltered Homelessness

The figure below visualizes the number of unsheltered and sheltered homeless persons included in each PIT Count from 2019 to 2024. According to the 2024 Homeless Point-in-Time (PIT) count, there was a total of 4,255 homeless persons counted in San Bernardino County, including 1,200 residing in shelters (28%) and 3,055 unsheltered (72%). These numbers were similar to those reported in 2023 but represented a 59% increase in unsheltered homeless persons and a 74% increase in sheltered homeless persons since 2019.

Figure 1. Point-in-Time Count for San Bernardino County, 2019-2024



*due to the COVID-19 pandemic, the unsheltered 2021 PIT Count was made optional

NA-45 Non-Homeless Special Needs Assessment - 91.405, 91.205 (b,d)

Introduction

This section discusses the characteristics and needs of persons in various subpopulations of San Bernardino County who are not homeless but may require supportive services, including the elderly, persons with disabilities (mental, physical, developmental), persons with HIV/AIDS and their families, persons with alcohol or drug addiction, victims of domestic violence, and persons with a criminal record and their families.

Describe the characteristics of special needs populations in your community

Persons with Disabilities

According to 2018-2022 ACS 5-year estimates, 11.9% of San Bernardino County's population is elderly – aged 65 and over. Approximately 4.5% of the population is considered frail elderly, aged 75 and over. Nearly 13.7% of elderly individuals aged 65 and over have a disability. This population has been disproportionately affected by rising housing costs. According to the Technical Assistance Collaborative (TAC) in 2007, these households rely on Supplemental Security Income (SSI) but have limited income and insufficient access to rental assistance. As a result, they are at risk of homelessness or may even become homeless. The TAC also reports that individuals solely dependent on SSI are often priced out of affordable

housing. Consequently, many are forced into costly and segregated nursing facilities or state institutions. Within the County, 12.9% of all residents had one or more disabilities, including:

- Hearing difficulty – 3.6%
- Vision difficulty – 2.4%
- Cognitive difficulty – 5.3%
- Ambulatory difficulty – 6.7%
- Self-care difficulty- 2.6%
- Independent living difficulty – 5.8%

In FY 21-22 there were 342,298 adults who received specialty mental health services (SMHS) through California’s Medi-Cal (Medicaid) program. This number represents a slight increase in SMHS recipients, up from 339,175 adults in FY 20-21. The forecasted number for total adults served in FY 24-25 is 353,565 based on current claims data. Additionally, 251,982 children and youth received SMHS in FY 21-22, nearly identical to the 251,472 children served in FY 20-21.

Persons with HIV/AIDS and their families

The number of incidents of HIV/AIDS in the county was identified by the California Department of Public Health in their 2024 County Health Status Profile. Between 2019 and 2021, approximately 15,206 persons aged 13 and older were living with HIV/AIDS in the county.

Other data from an interactive mapping tool called AIDSVu identifies approximately 5,240 people living with HIV/AIDS in San Bernardino County as of 2022, with a new diagnosis rate of 16 cases per 100K people. Compared to the State of California, the prevalence of HIV/AIDS is lower in the county (290 cases per 100K people compared to 419 cases per 100K people). However, the new diagnosis rate in the county is slightly higher than the state’s (16 new cases per 100K people compared to 15 new cases per 100K people).

Persons with Alcohol or Drug Addiction

San Bernardino County had an estimated 5.58% rate of alcohol use disorder in the past year by individuals aged 12 and older, according to 2016-2018 data from the US Substance Abuse & Mental Health Data Archive (SAMHDA). During this same time period, cocaine use for the county was estimated at 2.34% of the population, and heroin use was estimated at 0.14%.

Based on data from the County’s Department of Behavioral Health, there were 1,816 methamphetamine-related admissions to county funded treatment services between 2019 and 2020. There were also 2,987 opiate-related admissions, 1,116 alcohol-related admissions, and 591 cannabis-related admissions, compared to 84 for cocaine and 42 for all other drugs. Admission to treatment services has increased

annually for most substances. Over the last decade, there has been a 103% increase in opiate admissions and an 18% increase in alcohol admissions, but double-digit decreases for admissions for other substances.

Victims of Domestic Violence

In 2023, the California Department of Justice reported that there were a total of 6,416 domestic violence-related calls for assistance in San Bernardino County. This number showed a decrease in domestic-violence related calls from 2022, when there were 8,522 calls, and from 2021, when there were 8,612 calls. The number of domestic violence-related calls is not representative of the number of arrests associated with domestic violence. Furthermore, this data does not indicate the number of one-time or repeated attempts to seek intervention through 9-1-1 services.

Persons with a Criminal Record and their families

According to the California Department of Justice, the total probation caseload in San Bernardino County was 152,836 in 2023, up slightly from 151,402 in 2022. The County's Community Vital Signs Initiative website reports that there are 685 distinct program services in the county for re-entry populations. The services provided by these programs reflect some of the needs of the re-entry community, including ex-offender employment programs, assistance with household goods, food and clothing, transitional housing, legal services, counseling/mental health services, substance abuse programs, anger management programs, GED/High school equivalency test instruction, vision screening, and STD screening among others.

What are the housing and supportive service needs of these populations and how are these needs determined?

The primary housing and supportive needs of these subpopulations (the elderly, frail elderly, persons with disabilities, persons with HIV/AIDS and their families, persons with alcohol or drug addiction, victims of domestic violence, and persons with a criminal record and their families) were determined by input from both service providers and the public through the survey, public meetings, and stakeholder interviews.

Housing that is Affordable, Accessible, Safe, and Low-Barrier

Residents with special needs often live at or below the federal poverty level. High housing costs can make it difficult for these populations to afford housing. Low incomes force many residents to live in congregate care, have roommates, or live with family. As of FY 2025, the HUD Fair Market Rent (FMR) for a two-bedroom unit in the Riverside-San Bernardino-Ontario, CA Metropolitan Statistical Area (MSA) is \$2,306 per month and FMR for a three-bedroom unit is \$3,079 per month. For special needs households without a rental subsidy or other assistance, these rates are unaffordable and out of reach.

There is a need to increase the availability of affordable housing for populations with special needs. This could include options such as smaller housing units; multifamily 'missing middle' housing, including duplexes, triplexes, quadplexes, and other small multifamily units; accessory dwelling units; cohousing with shared services; and other housing types that support increased levels of affordability.

Housing may be inaccessible to populations with special needs for a variety of reasons. Persons with disabilities may find that their housing options are not ADA-compliant or are outside the service range for public transportation. People living with HIV/AIDS, immigrants and refugees, people with criminal histories, and other populations with special needs may be discriminated against in housing application processes.

The elderly, people with disabilities and others who may not have access to vehicles often need housing that is accessible to transportation, recreation, and employment. These populations need housing options that are integrated into the community to provide access to needed services and to reduce social isolation. Like other populations with special needs, people living with HIV/AIDS also need housing that provides easy access to health services, resources, and employment.

Housing that is safe and clean is another need for people with special needs. Units that are not clean or have other unhealthy conditions can worsen health issues for people who are already vulnerable.

Transportation

Access to transportation is an economic insecurity concern for people with special needs and the senior population (those over 65+). People with disabilities, including seniors and others who may not have access to vehicles, need housing close to transportation services to access employment, health services, nutrition, and recreation opportunities. Persons with HIV/AIDS need housing nearby transportation services to access health services and other resources. If transit is not accessible within a close distance, special needs populations require accessible, reliable transportation services to provide access to everyday needs. Approximately 50% of all survey respondents noted a high need for transportation assistance, with 29% of respondents identifying limited access to resources for people with disabilities in particular.

Specialized Housing and Services

Specialized housing addresses the needs of specific populations. People with physical, intellectual, or developmental disabilities; people living with HIV/AIDS; and people with alcohol or drug addiction have specific housing needs that may be addressed through housing with wraparound services, such as case management, life skills programming, and health services. Case management was a key need identified by stakeholders related to reducing or preventing homelessness for many subpopulations, and transitional and permanent supportive housing were frequently noted as needs.

Workforce Development and Employment Services

Special needs populations may also need workforce development and employment services. These programs may include employment navigation, job training, education, transportation services, and case management focused on employment, among others. Affordable housing opportunities close to employment centers and/or training facilities can lead to financial gains for employers and enable individuals and families to become more self-sufficient.

Physical and Mental Healthcare Access

Access to healthcare is a need for special needs populations, as they are more likely to experience barriers such as economic disadvantage, medical issues and disability, language and literacy age, and cultural, geographic, or social isolation. To increase access to healthcare, it is important for local governments and stakeholders to take steps to define, locate, and reach at-risk populations.

Education and Combating Stigmas

Combating stigmas is an important concern for people with special needs. For adults with criminal histories and people living with HIV/AIDS, discrimination may make accessing adequate housing difficult. Further, a lack of understanding regarding the transmission of HIV may cause people to lose housing or employment, thus increasing the risk of homelessness.

Outreach

Outreach to special needs populations to ensure they are aware of available services is another need. Clarity in marketing and in public buildings about what services are available is important in supporting awareness of available services among vulnerable populations. Outreach also includes the development of relationships and trust so that people feel comfortable seeking out needed services.

Discuss the size and characteristics of the population with HIV/AIDS and their families within the Eligible Metropolitan Statistical Area

As described earlier, data from AIDSvu identifies approximately 5,240 people living with HIV/AIDS in San Bernardino County as of 2022, with a new diagnosis rate of 16 cases per 100K people.

If the PJ will establish a preference for a HOME TBRA activity for persons with a specific category of disabilities (e.g., persons with HIV/AIDS or chronic mental illness), describe their unmet need for housing and services needed to narrow the gap in benefits and services received by such persons. (See 24 CFR 92.209(c)(2) (ii))

Not applicable

NA-50 Non-Housing Community Development Needs - 91.415, 91.215 (f)

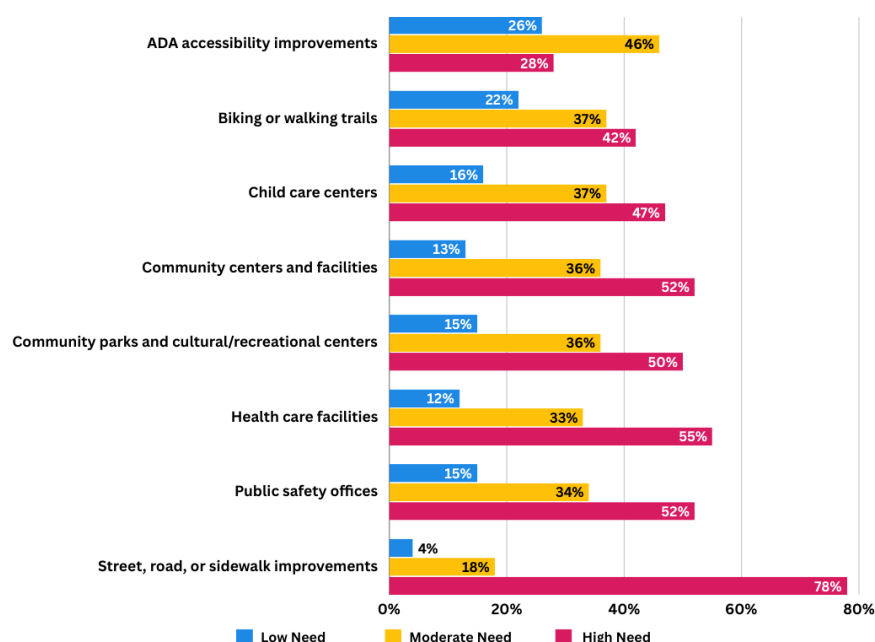
Describe the jurisdiction's need for Public Facilities:

Buildings and infrastructure open to the public, whether owned by the government or by nonprofits, may be considered public facilities. Commonly identified facility needs through community input include:

- Street, road, or sidewalk improvements
- Public safety offices (fire, police, emergency management)
- Healthcare facilities
- Community centers and facilities (i.e. youth centers, senior centers)

The figure below shows the public facility, and infrastructure needs as ranked by survey respondents in the county.

Figure 2. Public Facility Needs Identified by Survey Respondents



How were these needs determined?

The public facility needs listed above were developed based on a variety of input from stakeholders and residents, including participation in public meetings, a communitywide survey, and a separate stakeholder and service provider survey.

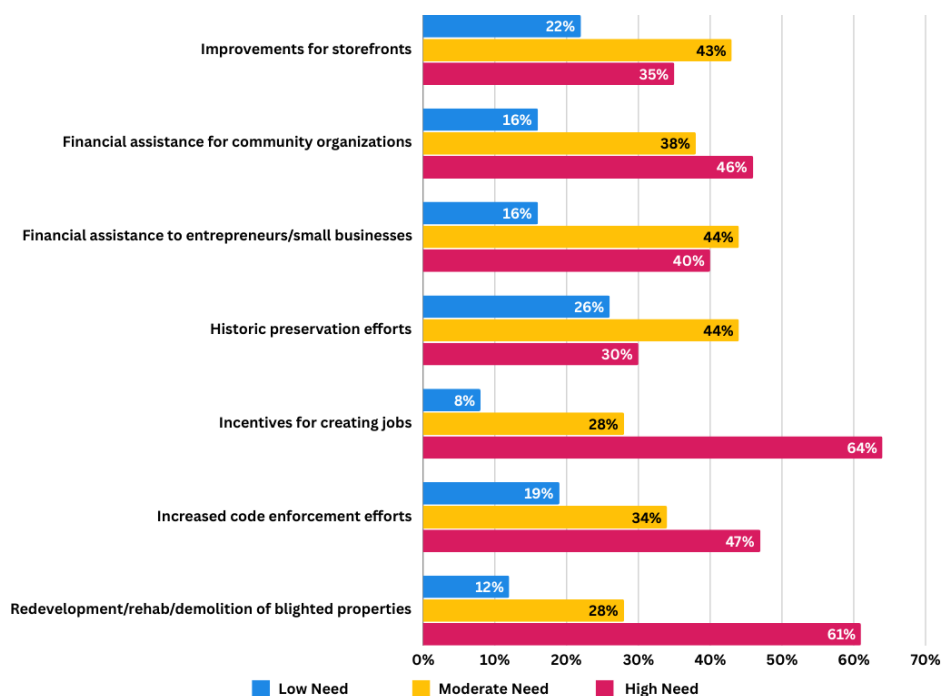
Describe the jurisdiction's need for Public Improvements:

During the community engagement process, economic development/community development efforts were noted as necessary to improve the county's economic base and character. The economic development/community development needs commonly identified by local stakeholders include:

- Job creation incentives
- Redevelopment/rehabilitation/demolition of blighted properties
- Increased code enforcement efforts
- Financial assistance to community organizations

The figure below shows the community improvement needs as ranked by survey respondents in the county.

Figure 3. Economic and Community Development Needs Identified by Survey Respondents



How were these needs determined?

The community improvement/economic development needs listed above were identified based on a variety of input from stakeholders and residents, including participation in public meetings, a communitywide survey, and a separate stakeholder and service provider survey.

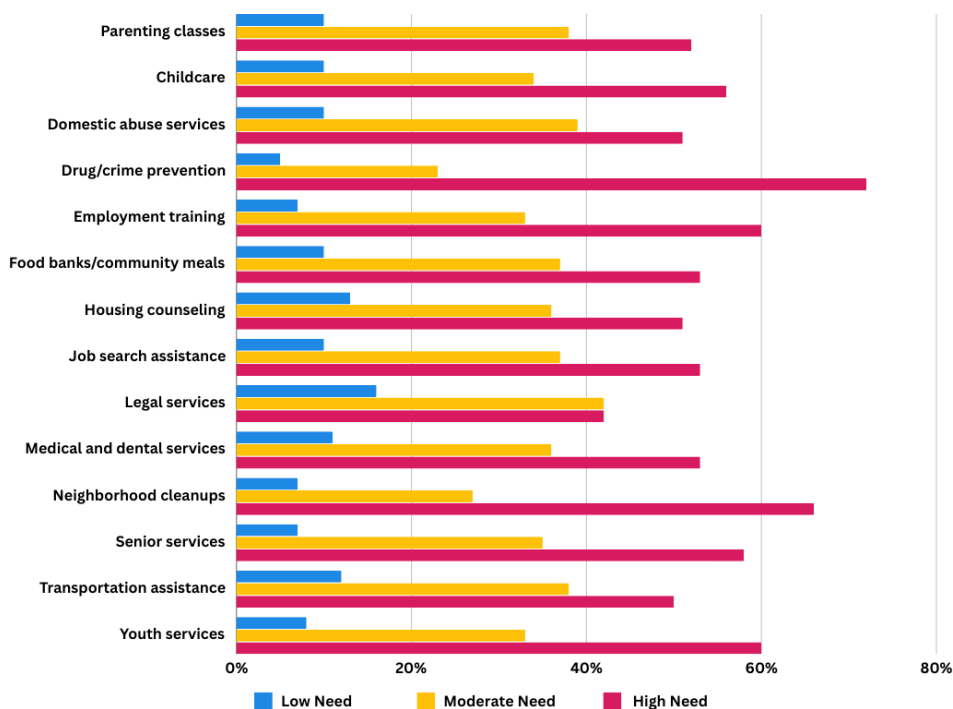
Describe the jurisdiction's need for Public Services:

Public services, such as case management, childcare, transportation assistance, job training, and programming for youth and senior centers, are important for a community development strategy. The public service needs most commonly identified by local stakeholders include:

- Drug education/crime prevention
- Neighborhood cleanups
- Job training
- Youth services

The figure below shows the public service needs as ranked by survey respondents in the county.

Figure 4. Public Services Needs Identified by Survey Respondents



How were these needs determined?

The public service needs listed above were identified based on a variety of input from stakeholders and residents, including participation in public meetings, a communitywide survey, and a separate stakeholder and service provider survey.

HOUSING MARKET ANALYSIS

MA-05 Overview

Housing Market Analysis Overview

Housing choices are limited by household income and wealth; however, a lack of affordable housing in an area may also create significant hardships for low- and moderate-income households. Households that spend more than 30% of their income on housing are considered ‘housing cost burdened’ and may have difficulty affording other necessities, such as food, clothing, and childcare. Data examined in the following sections shows that there is a lack of rental and for-sale housing in the county that is affordable to residents with very low incomes, and a significant proportion of households are cost-burdened or severely cost-burdened by housing costs. Stakeholders and residents who participated in this planning process also noted a need for the development of new affordable housing units, especially those affordable to residents with incomes below 50% AMI.

In addition to reviewing current housing market conditions, this section analyzes the availability of assisted and public housing and facilities to serve homeless individuals and families. It also analyzes local economic conditions and summarizes existing economic development resources and programs that may be used to address community and economic development needs identified in the Needs Assessment.

MA-10 Housing Market Analysis: Number of Housing Units - 91.410, 91.210(a)&(b)(2)

Introduction

The 2016-2020 American Community Survey five-year estimates reflect a total of 378,097 housing units in unincorporated San Bernardino County (see Table 26). Nearly three-fourths (72%) of these housing units are single-family detached homes. The remaining breakdown of housing types are single-family attached units (4%), duplexes, triplexes, or quadruplexes (5%), small multifamily properties with less than 20 units (6%), large multifamily properties with 20 units or more (6%), and other types of housing units (mobile homes, boats, RVs, vans, etc.; 7%).

Table 27 shows that the majority of residents in San Bernardino County are homeowners (62%), while the remaining 38% are renters. The vast majority of homeowners live in structures with three or more bedrooms (80%). About 16% of homeowners live in two-bedroom units, and just 4% live in one-bedroom units or units with no bedrooms.

Rental housing units tend to be smaller. The largest share of renters live in two-bedroom units (40%), followed by units with three bedrooms or more (38%). Approximately 18% of renters live in one-bedroom units, while 4% live in studio apartments.

All residential properties by number of units

Table 26 – Residential Properties by Unit Number

Property Type	Number	%
1-unit detached structure	270,980	72%
1-unit, attached structure	15,786	4%
2-4 units	20,906	5%
5-19 units	22,532	6%
20 or more units	21,843	6%
Mobile Home, Boat, RV, Van, etc.	26,050	7%
<i>Total</i>	<i>378,097</i>	<i>100%</i>

Data Source: 2016-2020 ACS

Unit Size by Tenure

Table 27 – Unit Size by Tenure

	Owners		Renters	
	Number	%	Number	%
No bedroom	1,377	1%	4,628	4%
1 bedroom	4,938	3%	20,810	18%
2 bedrooms	31,860	16%	47,804	40%
3 or more bedrooms	156,453	80%	45,593	38%
Total	194,628	100%	118,835	100%

Data Source: 2016-2020 ACS

Describe the number and targeting (income level/type of family served) of units assisted with federal, state, and local programs.

According to the Housing Authority of the County of San Bernardino, 10,462 families and 24,299 individuals were served with publicly assisted housing during the 2022 project year. The majority of HACSB's public housing units have been converted to Project-Based Voucher units through the HUD Rental Assistance Demonstration (RAD) program. Several housing types are available through the HACSB, including housing-authority owned units (2,232 units), tenant-based vouchers (10,461 units), units operated through Housing Partners I, Inc., a local community housing development organization (1,341 units), LLC and LP operated (780 units), and traditional public housing (one current unit).

As a Moving to Work (MTW) agency, the HACSB utilizes several types of housing assistance under the MTW program, including public housing, RAD project-based vouchers (PBVs), tenant-based and project-based housing choice vouchers. The HACSB also has special programs that serve disabled residents, such as the Mainstream programs, Housing Opportunities for Persons with AIDS (HOPWA), VASH (which serves disabled veterans), and Continuum of Care programs for disabled residents who are chronically homeless.

The MTW agreement between the HACSB and HUD requires that 75% of all new admissions in the publicly supported housing programs be extremely low-income, earning no more than 30% of the area median income. The HACSB must also target families of various sizes, based on its MTW agreement with HUD. Families of various sizes must be selected from the waitlist in a comparable manner as they would have been selected if the HACSB were not participating in the Moving to Work demonstration program.⁹

According to HUD's LIHTC database, there are 111 tax credit properties in San Bernardino County that together provide 9,907 units of housing affordable to households with incomes at or below 60% AMI.

⁹ Housing Authority of San Bernardino County. (2024). Housing Services Administrative Plan. <https://hacsb.com/wp-content/uploads/2024/09/Admin-Plan-September-2024-FINAL.pdf>

Provide an assessment of units expected to be lost from the affordable housing inventory for any reason, such as expiration of Section 8 contracts.

According to program requirements, LIHTC properties must remain affordable for a 30-year period from the time they are placed in service. There are 1,146 units in properties placed in service from 1995 through 1999 that may be at risk of being converted into market units as these properties reach the end of their affordability period.

Does the availability of housing units meet the needs of the population?

Cost burden data shows that affordability needs are particularly severe for residents with incomes under 30% of HUD Area Median Family Income (HAMFI), with housing problems affecting more than three in four households in this income bracket. Rates of all housing problems in all categories decrease dramatically as income levels rise, indicating that income is an indirect factor in non-cost-related housing problems.

Input collected from survey respondents strongly suggests that a scarcity of affordable rental units is driving up housing costs, and that there has been a lack of development of new affordable rental housing. On the ownership side, income and home value data indicate that starter home prices in the county are out of reach for many moderate- and middle-income households. Zillow's Home Value Index (ZHVI) estimates the typical home value in San Bernardino County at \$541,543 as of October 2024, a 55.6 % increase over the typical home value of \$348,040 in October 2019. These values indicate steep increases in home prices in recent years and barriers to homeownership for lower-income residents. Affordability data in the Needs Assessment also emphasizes concerns related to housing affordability, with cost burdens impacting considerable shares of households up to 100% HAMFI.

Describe the need for specific types of housing:

Data discussed in this, and the following section indicates the need for rental housing for extremely low-income households. The greatest need is for affordable rental housing units, particularly units that are affordable to households with income at or below 50 percent of the area median income. The 2016-2020 ACS data shows that there are 32,734 households with housing problems earning less than 30% of AMI in San Bernardino County, while the HASBC maintains fewer than 15,000 total subsidized units or vouchers. This means that extremely low-income residents who are unable to access a subsidized unit or voucher will likely face significant difficulty in finding affordable housing – the median rent in San Bernardino County in 2023 was \$1,628 per month, or \$19,536 per year, while residents in the extremely low-income category earn \$31,200 or less for a family of four.

Survey respondents echoed concerns related to housing affordability and access, noting a particular need for assistance with purchasing homes/ downpayment assistance and grants to improve affordable rental housing/ apartments. Development of housing for specific populations, such as seniors and people with disabilities, and new construction of affordable rental units were also identified as high-level needs.

MA-15 Housing Market Analysis: Cost of Housing - 91.410, 91.210(a)

Introduction

This section reviews housing costs and affordability in San Bernardino County. As Table 28 shows, the median home value of owner-occupied units in San Bernardino County was estimated at \$348,500 as of the 2016-2020 ACS, a 9.2% increase over the median values in 2006-2010 (\$319,000). By the 2019-2023 ACS, median home value had risen further to \$475,000, a 36.3% increase in just three years and a 48.9% increase since 2006-2010. Zillow’s Home Value Index (ZHVI) estimates the typical home value in San Bernardino County at \$541,543 as of October 2024, a 55.6 % increase over the typical home value of \$348,040 in October 2019. These values indicate steep increases in home prices in recent years and barriers to homeownership for lower-income residents.

Median contract rent in San Bernardino County was \$1,174 per month in 2020, representing a 25.4% increase from the 2010 median (\$926). By the 2019-2023 ACS, median rent had increased further to \$1,481 per month, an additional 26.1% increase since 2016-2020 and a 58.2% increase since 2010. More recent data from the Zumper database shows average rents in the county at \$1,951 for a two-bedroom unit and \$2,546 for a three-bedroom unit as of November 2024, indicating sharp increases in rental costs in recent years.

Affordable rental housing is an acute need in the county. According to the National Low Income Housing Commission’s annual Out-Of-Reach Report, renters in San Bernardino County earning 30% AMI or less in 2024 would be able to afford a maximum rental payment of \$731 per month, while renters earning minimum wage would be able to afford a maximum monthly rental payment of \$832 without becoming cost burdened. In contrast, 2016-2020 ACS data shows that only 39.9% of all available rental units cost less than \$1,000 per month, and that just 11.0% cost less than \$500 per month.

Public engagement conducted as part of the Consolidated Plan process indicates a need for rental assistance, which also points to the issue of affordability. The ability to afford housing is tied to other needs identified in the community, including homelessness, housing and services for people with disabilities, senior housing, and availability of housing for people re-entering the community from long-term care facilities or other institutions.

Cost of Housing

Table 28 – Cost of Housing

	Base Year: 2010	Most Recent Year: 2020	% Change
Median Home Value	319,000	348,500	9.2%
Median Contract Rent	936	1,174	25.4%

Data Source: 2006-2010 ACS, 2016-2020 ACS (Most Recent Year)

Table 29 - Rent Paid

Rent Paid	Number	%
Less than \$500	13,104	11.0%
\$500-999	34,372	28.9%
\$1,000-1,499	35,542	29.9%
\$1,500-1,999	23,143	19.5%
\$2,000 or more	12,678	10.7%
Total	118,839	100.0%

Data Source: 2016-2020 CHAS

Housing Affordability

Table 30 – Housing Affordability

Number of Units affordable to Households earning	Renter	Owner
30% HAMFI	5,520	No Data
50% HAMFI	20,905	11,114
80% HAMFI	55,678	31,716
100% HAMFI	No Data	49,385
Total	82,103	92,215

Data Source: 2016-2020 CHAS

Monthly Rent

Table 31 – Monthly Rent

Monthly Rent (\$)	Efficiency (no bedroom)	1 Bedroom	2 Bedroom	3 Bedroom	4 Bedroom
Fair Market Rent	1,281	1,398	1,751	2,376	2,922
High HOME Rent	800	859	1,033	1,184	1,301
Low HOME Rent	628	673	808	933	1,041

Data Source: HUD FMR and HOME Rents

Is there sufficient housing for households at all income levels?

Table 30 estimates the number of units in San Bernardino County affordable to renters and owners at a variety of income levels, which can be compared to the number of households at each income level, as provided in Table 6 of the Needs Assessment.

According to CHAS estimates, there are 26,233 renter households with incomes under 30% HAMFI, but only 5,520 rental units affordable at that income level, indicating insufficient rental housing available to households with extremely low incomes. There appear to be a sufficient number of renter units affordable to households in other income groups. However, these figures do not take into account unit condition or size; nor do they reflect the possibility that a unit that would be affordable to a low- or moderate-income household may be unavailable to them because it is occupied by a higher income household.

The National Low Income Housing Coalition's Out of Reach data examines rental housing rates relative to income levels for counties and metro areas throughout the U.S. To afford a two-bedroom rental unit, the county's most common rental type—without being cost burdened, a renter household would need to earn an annual income of \$80,400, which translates to a 40-hour work week at an hourly wage of \$38.65. It would take a 97-hour work week at the minimum wage of \$16.00 to afford the same two-bedroom unit. According to the Out of Reach Report, the median renter household income in San Bernardino County is \$18.88 per hour, which is lower than the necessary annual income to afford a one-bedroom unit at fair market rent.

How is affordability of housing likely to change considering changes to home values and/or rents?

As discussed previously in this section, costs for both renters and homeowners in San Bernardino County have risen rapidly since 2010 and particularly since 2020. However, wage growth has not kept pace with the increase in housing costs. Though the State of California recently increased its minimum wage to \$16.00 at the beginning of 2024, this is still insufficient to afford a housing unit within the region without a cost burden.

How do HOME rents / Fair Market Rent compare to Area Median Rent? How might this impact your strategy to produce or preserve affordable housing?

Table 31 above shows 2023 HUD Fair Market Rents and HOME rents for the Riverside-San Bernardino-Ontario, CA HUD Metro FMR Area. According to the 2019-2023 ACS, the median contract rent in the MSA is \$1,481, which is more expensive than the MSA's FMR for a one-bedroom housing unit (\$1,398). The most recent estimates for typical rents indicate that limited numbers of units may be available below FMR values.

Note that this data does not reflect housing conditions, which is an important consideration. While the rent may be affordable, substandard housing conditions may make a unit unsafe or lead to exceptionally high utility costs, negating any savings in rent as compared to a more expensive unit.

MA-20 Housing Market Analysis: Condition of Housing - 91.410, 91.210(a)

Introduction

This section examines the condition of housing in San Bernardino County, including the presence of selected housing conditions: 1) lack of complete plumbing facilities, (2) lack of complete kitchen facilities, (3) more than one person per room, and (4) cost burden greater than 30%. This section also examines the age of housing stock, vacancy rate and suitability of vacant housing for rehabilitation, and the risk of lead-based paint hazards.

Renters in San Bernardino County are more likely than owners to experience one or more of the selected housing conditions. About 55% of renter-occupied units and 31% of owner-occupied units have at least one of the conditions described above (see Table 32). CHAS data discussed in the Needs Assessment indicates that cost burdens are by far the most common housing condition. About 30% of owner-occupied units in the county have one selected condition (57,782 units), and about 1% have two or more selected conditions (2,513 units). In contrast, 49% of renter-occupied units have one selected condition (57,740 units), and 6% have two or more selected conditions (7,608 units). These figures indicate that rental units are more likely to be physically substandard (i.e., lack a complete kitchen or plumbing).

Age of housing reflects periods of development in San Bernardino County. The area contains a significant supply of housing built prior to 1980, of which 89,248 units are owner-occupied (46% of owner-occupied units) and 53,616 are rental units (45% of rental units) (see Table 33). About 18% of owner- and renter-occupied units were built in 2000 or later. While some older units may be well-maintained, the considerable share of housing built prior to 1980 indicates a potential need for rehabilitation assistance.

Describe the jurisdiction's definition of "standard condition" and "substandard condition but suitable for rehabilitation":

For the purpose of this Consolidated Plan, San Bernardino County defines units in "standard condition" if they meet HUD Section 8 housing quality standards. A unit is defined as "substandard" if it lacks complete plumbing, a complete kitchen, or heating fuel (or uses heating fuel that is wood, kerosene, or coal). A unit is "substandard but suitable for rehabilitation" if it lacks complete plumbing, a complete kitchen, or a reliable and safe heating system but has some limited infrastructure that can be improved upon. These units are likely to have deferred maintenance and may have some structural damage such as leaking roofs, deteriorated interior surfaces, and inadequate insulation. They may not be part of public water or sewer systems but have sufficient systems to allow for clean water and adequate waste disposal.

Condition of Units

Table 32 - Condition of Units

Condition of Units	Owner-Occupied		Renter-Occupied	
	Number	%	Number	%
With one selected Condition	57,782	30%	57,740	49%
With two selected Conditions	2,420	1%	7,273	6%
With three selected Conditions	93	0%	335	0%
With four selected Conditions	0	0%	0	0%
No selected Conditions	134,374	69%	53,554	45%
Total	194,669	100%	118,902	100%

Data Source: 2016-2020 CHAS

Year Unit Built

Table 33 – Year Unit Built

Year Unit Built	Owner-Occupied		Renter-Occupied	
	Number	%	Number	%
2000 or later	35,379	18%	21,481	18%
1980-1999	70,059	36%	43,776	37%
1950-1979	75,570	39%	45,073	38%
Before 1950	13,678	7%	8,543	7%
Total	194,686	100%	118,873	100%

Data Source: 2016-2020 CHAS

Risk of Lead-Based Paint Hazard

Table 34 – Risk of Lead-Based Paint

Risk of Lead-Based Paint Hazard	Owner-Occupied		Renter-Occupied	
	Number	%	Number	%
Total Number of Units Built Before 1980	89,248	46%	53,616	45%
Housing Units build before 1980 with children present	33,034	17%	16,348	14%

Vacant Units

Table 35- Vacant Units

Unit Type	Number
For rent	8,860
Rented, not occupied	1,892
For sale only	5,191
Sold, not occupied	2,937
For seasonal, recreational, or occasional use	38,797
For migrant workers	39
Other vacant	15,460
Total vacant units	73,176

Data Source: 2018-2022 ACS

Describe the need for owner and rental rehabilitation based on the condition of the jurisdiction's housing.

Data regarding housing conditions indicates that 7,608 rental units and 2,513 owner units in San Bernardino County have at least two housing conditions, which are likely to include cost burdens and one other condition (overcrowding, lack of complete kitchen, or lack of complete plumbing). CHAS data from the Needs Assessment indicates that there are about 2,123 renter households and 842 owner households that lack complete kitchens or plumbing. Additionally, a substantial portion of both owner- and renter-occupied housing was built before 1980, and as this housing ages, maintenance needs will continue to grow.

Data indicates that owners are less likely to lack complete kitchens or plumbing and, therefore, are less likely to live in substandard housing. However, the housing age indicates that some owner-occupied units are at risk of deferred maintenance and may currently or soon require rehabilitation, as almost half of units were built prior to 1980. Additionally, seniors living on Social Security or retirement income may have paid off their mortgages but have difficulty affording necessary repairs and maintenance as their homes age.

Estimate the number of housing units within the jurisdiction that are occupied by low- or moderate-income families that contain lead-based paint hazards. 91.205(e), 91.405

Exposure to lead-based paint represents one of the most significant environmental threats from a housing perspective. Housing conditions can significantly affect public health, and exposure to lead may cause a range of health problems for adults and children. The major source of lead exposure comes from lead-contaminated dust found in deteriorating buildings, including residential properties built before 1978 that contain lead-based paint. Unfortunately, measuring the exact number of housing units with lead-based paint hazards is difficult. However, risk factors for exposure to lead include housing old enough to have

been initially painted with lead-based paint (i.e., pre-1978), households that include young children, and households in poverty. Table 34 identifies the total number of housing units in San Bernardino County built before 1980 and the total number of renter and owner units built before 1980 that house children under age 6. This includes 33,034 owner-occupied units (17% of all owner-occupied housing units) and 16,348 renter-occupied units (14% of all renter-occupied housing units) with at least two risk factors for exposure to lead-based paint (built before 1980 and housing young children).

MA-25 Public and Assisted Housing - 91.410, 91.210(b)

Introduction

San Bernardino County's entitlement area is served by two housing authorities: the Housing Authority of the County of San Bernardino (HACSB) and the Housing Authority of the City of Needles.

Totals Number of Units

Table 36 – Total Number of Units by Program Type

	Program Type								
	Certificate	Mod-Rehab	Public Housing	Vouchers					
				Total	Project - based	Tenant - based	Special Purpose Voucher		
							Veterans Affairs Supportive Housing	Family Unification Program	Disabled *
# of units vouchers available	0	0	1,321	8,678	552	8,126	352	1,109	834
# of accessible units	0	0	0	0	0	0	0	0	0

Data Source: PIC (PIH Information Center)

*Includes Non-Elderly Disabled, Mainstream One-Year, Mainstream Five-year, and Nursing Home Transition

Describe the supply of public housing developments:

The HACSB has converted all but 1 of its public housing developments to project-based vouchers through HUD's Rental Assistance Demonstration (RAD) Project Based Voucher (PBV) Program. The remaining public housing development served one household in 2024.

Describe the number and physical condition of public housing units in the jurisdiction, including those that are participating in an approved Public Housing Agency Plan:

Public Housing Condition

Table 37 - Public Housing Condition

Public Housing Development	Average Inspection Score
Housing Authority of the County of San Bernardino, Scattered Sites, 14307 Pioneer Road	84
Needles Housing Authority, 1104 Bailey Avenue	77
Housing Authority of the County of San Bernardino, Los Olivos, 1124 N. Campus Avenue	97

Describe the restoration and revitalization needs of public housing units in the jurisdiction:

There is an ongoing revitalization effort of HACSB's oldest public housing sites in Redlands (Formerly Redlands-Lugonia, now Valencia Grove) and San Bernardino (formerly Waterman Gardens, now Arrowhead Grove).

Describe the public housing agency's strategy for improving the living environment of low- and moderate-income families residing in public housing:

The HACSB brings public services to its residents by allowing service providers to utilize space within the HACSB housing developments. It also administers a Family Self Sufficiency (FSS) program and promotes homeownership through methods that include Section 32, Section 8 Homeownership, and a Community Land Trust.

MA-30 Homeless Facilities and Services - 91.410, 91.210(c)

Introduction

This section summarizes homeless facilities and services based on data from the San Bernardino City and County Continuum of Care, including the 2024 Housing Inventory Count.

Facilities Targeted to Homeless Persons

Based on HUD's 2024 Housing Inventory Count Report for the San Bernardino City and County CoC, there are a total of 890 year-round emergency shelter beds, 418 year-round transitional housing beds, and 2,886 year-round permanent housing beds. Of the emergency shelter beds, 5 are for children only, 12 are for youth, 517 are for adults only, and 368 are for families. There are 32 seasonal ES beds. Of the transitional housing beds, 2 are for children only, 2 are for youth, 158 are for adults only, 18 are for veterans, and 258 are for families. Of the permanent housing beds, 1,585 are for adults only, 1,301 are for families, and 949 are for veterans.

Table 38- Facilities Targeted to Homeless Persons

	Emergency Shelter Beds		Transitional Housing Beds	Permanent Supportive Housing Beds	
	Year Round Beds (Current & New)	Voucher / Seasonal / Overflow Beds	Current & New	Current & New	Under Development
Households with Adult(s) and Child(ren)	368	N/A	258	712	0
Households with Only Adults	675	N/A	158	937	0
Chronically Homeless Households	N/A	N/A	N/A	614	0
Veterans	0	N/A	18	778	0
Unaccompanied Youth	5	N/A	2	0	0

Data Source: HUD 2024 COC Housing Inventory Count (HIC) Report, https://files.hudexchange.info/reports/published/CoC_HIC_CoC_CA-609-2024_CA_2024.pdf

Describe mainstream services, such as health, mental health, and employment services to the extent those services are used to complement services targeted at homeless persons

There are a variety of mainstream services that are used to complement targeted services for homeless persons. The Continuum of Care focuses on supporting coordination and collaboration among these systems so that homeless persons can access mainstream resources to assist them in transitioning to and

remaining stable in permanent housing. Examples of health, mental health, and employment services that complement services targeted at homeless persons include:

- The San Bernardino County Department of Behavioral Health provides employment preparation, on-the-job training, and referrals to the department's partnership with the State Department of Rehabilitation counselors for ongoing services.
- Lutheran Services of Southern California provides dental, vision, and prescription assistance and housing referrals in rural San Bernardino County.
- Inland Valley Hope Partners provides case management, housing navigation, employment services, mental health services, and emergency food.
- High Desert Homeless Services provides GED preparation, computer literacy training, resume-building training, online application assistance to various employment websites, and money management and financial budgeting seminars.
- New Hope Village provides training on budgeting, time management, and life skills.

List and describe services and facilities that meet the needs of homeless persons, particularly chronically homeless individuals and families, families with children, veterans and their families, and unaccompanied youth. If the services and facilities are listed on screen SP-40 Institutional Delivery Structure or screen MA-35 Special Needs Facilities and Services, describe how these facilities and services specifically address the needs of these populations.

Services and facilities that meet the needs of persons experiencing homelessness include:

- The San Bernardino County Department of Behavioral Health provides outreach to persons who are homeless, including needs assessment, mobile treatment options, case management, services navigation, employment services, and assistance in finding housing.
- Multiple organizations provide emergency and transitional housing for persons experiencing homelessness, including Mercy House, the Salvation Army, the Time for Change Foundation, Desert Manna, Family Assistance Program, Foothill Family Shelter, High Desert Homeless Services, Option House, Pacific Lifeline, Lutheran Services of Southern California, Red Carnation, Inland Temporary Homes, Mary's Mercy Center, New Hope Village, Life Community Development, and Community Action Partnership of San Bernardino, among others.
- Multiple organizations and agencies provide services to support people experiencing homelessness in transitioning to permanent housing, including permanent supportive housing and rapid rehousing services. These include the Housing Authority of the County of San Bernardino, the Time for Change Foundation, Lighthouse Social Services, Lutheran Social Services of Southern California, and New Hope Village, among others.

- Several organizations and agencies provide emergency shelter, and transitional and permanent housing opportunities for veterans and their families. U.S. Veterans, Inc., provides permanent housing for veterans; Life Community Development provides transitional housing for veterans; and Knowledge and Education for Your Success (KEYS), Lighthouse Social Services, and U.S. Veterans, Inc., provide Rapid Rehousing services for veterans. U.S. Veterans, Inc., also provides safe haven supportive housing for veterans.
- Multiple organizations provide emergency shelter and transitional and permanent housing options for unaccompanied youth. The Family Assistance Program provides emergency shelter for unaccompanied youth.

MA-35 Special Needs Facilities and Services - 91.410, 91.210(d)

Introduction

This section describes the housing and social service needs of the region's special populations, including the elderly, frail elderly, domestic violence victims, residents with a diagnosis of HIV/AIDS, and residents with substance abuse, mental health, or disability diagnosis.

Including the elderly, frail elderly, persons with disabilities (mental, physical, developmental), persons with alcohol or other drug addictions, persons with HIV/AIDS and their families, public housing residents and any other categories the jurisdiction may specify, and describe their supportive housing needs

Persons with Disabilities

According to 2018-2022 ACS 5-year estimates, 11.9% of San Bernardino County's population is elderly – aged 65 and over. Approximately 4.5% of the population is considered frail elderly, aged 75 and over. Nearly 13.7% of elderly individuals aged 65 and over have a disability. Within the County, 12.9% of all residents had one or more disabilities, including:

- Hearing difficulty – 3.6%
- Vision difficulty – 2.4%
- Cognitive difficulty – 5.3%
- Ambulatory difficulty – 6.7%
- Self-care difficulty- 2.6%
- Independent living difficulty – 5.8%

In FY 21-22 there were 342,298 adults who received specialty mental health services (SMHS) through California's Medi-Cal (Medicaid) program. This number represents a slight increase in SMHS recipients, up from 339,175 adults in FY 20-21. The forecasted number for total adults served in FY 24-25 is 353,565 based on current claims data. Additionally, 251,982 children and youth received SMHS in FY 21-22, nearly identical to the 251,472 children served in FY 20-21.

Persons with HIV/AIDS and their families

The number of incidents of HIV/AIDS in the county was identified by the California Department of Public Health in their 2024 County Health Status Profile. Between 2019 and 2021, approximately 15,206 persons aged 13 and older were living with HIV/AIDS in the county.

Other data from AIDSVu identifies approximately 5,240 people living with HIV/AIDS in San Bernardino County as of 2022, with a new diagnosis rate of 16 cases per 100K people. Compared to the State of California, the prevalence of HIV/AIDS is lower in the county (290 cases per 100K people compared to 419

cases per 100K people). However, the new diagnosis rate in the county is slightly higher than the state's (16 new cases per 100K people compared to 15 new cases per 100K people).

Persons with Alcohol or Drug Addiction

San Bernardino County had an estimated 5.58% rate of alcohol use disorder in the past year by individuals aged 12 and older, according to 2016-2018 data from the US Substance Abuse & Mental Health Data Archive (SAMHDA). During this same time period, cocaine use for the county was estimated at 2.34% of the population, and heroin use was estimated at 0.14%.

Based on data from the County's Department of Behavioral Health, there were 1,816 methamphetamine-related admissions to county funded treatment services between 2019 and 2020. There were also 2,987 opiate-related admissions, 1,116 alcohol-related admissions, and 591 cannabis-related admissions, compared to 84 for cocaine and 42 for all other drugs. Admission to treatment services has increased annually for most substances. Over the last decade, there has been a 103% increase in opiate admissions and an 18% increase in alcohol admissions, but double-digit decreases for admissions for other substances.

Victims of Domestic Violence

In 2023, the California Department of Justice reported that there were a total of 6,416 domestic violence-related calls for assistance in San Bernardino County. This number showed a decrease in domestic-violence related calls from 2022, when there were 8,522 calls, and from 2021, when there were 8,612 calls. The number of domestic violence-related calls is not representative of the number of arrests associated with domestic violence. Furthermore, this data does not indicate the number of one-time or repeated attempts to seek intervention through 9-1-1 services.

Persons with a Criminal Record and their families

According to the California Department of Justice, the total probation caseload in San Bernardino County was 152,836 in 2023, up slightly from 151,402 in 2022. The County's Community Vital Signs Initiative website reports that there are 685 distinct program services in the county for re-entry populations. The services provided by these programs reflect some of the needs of the re-entry community, including ex-offender employment programs, assistance with household goods, food and clothing, transitional housing, legal services, counseling/mental health services, substance abuse programs, anger management programs, GED/High school equivalency test instruction, vision screening, and STD screening among others.

Describe programs for ensuring that persons returning from mental and physical health institutions receive appropriate supportive housing

The primary housing and supportive needs of these subpopulations (the elderly, frail elderly, persons with disabilities, persons with HIV/AIDS and their families, persons with alcohol or drug addiction, victims of domestic violence, and persons with a criminal record and their families) were determined by input from both service providers and the public through the survey, public meetings, and stakeholder interviews.

Housing that is Affordable, Accessible, Safe, and Low-Barrier

Residents with special needs often live at or below the federal poverty level. High housing costs can make it difficult for these populations to afford housing. Low incomes force many residents to live in congregate care, have roommates, or live with family. As of FY 2025, the HUD Fair Market Rent (FMR) for a two-bedroom unit in the Riverside-San Bernardino-Ontario, CA MSA is \$2,306 per month, and the FMR for a three-bedroom unit is \$3,079 per month. For special needs households without a rental subsidy or other assistance, these rates are unaffordable and out of reach.

There is a need to increase the availability of affordable housing for populations with special needs. This could include options such as smaller housing units; multifamily ‘missing middle’ housing, including duplexes, triplexes, quadplexes, and other small multifamily units; accessory dwelling units; cohousing with shared services; and other housing types that support increased levels of affordability.

Housing may be inaccessible to populations with special needs for a variety of reasons. Persons with disabilities may find that their housing options are not ADA-compliant or are outside the service range for public transportation. People living with HIV/AIDS, immigrants and refugees, people with criminal histories, and other populations with special needs may be discriminated against in housing application processes.

The elderly, people with disabilities, and others who may not have access to vehicles often need housing that is accessible to transportation, recreation, and employment. These populations need housing options that are integrated into the community to provide access to needed services and to reduce social isolation. Like other populations with special needs, people living with HIV/AIDS also need housing that provides easy access to health services, resources, and employment.

Housing that is safe and clean is another need for people with special needs. Units that are not clean or have other unhealthy conditions can worsen health issues for people who are already vulnerable.

Transportation

Access to transportation is an important concern for people with special needs. People with disabilities and others who may not have access to vehicles need housing close to transportation services to access employment, health services, and recreation opportunities. Persons with HIV/AIDS need housing nearby transportation services to access health services and other resources. If transit is not accessible within a close distance, special needs populations require accessible, reliable transportation services to provide access to everyday needs. Approximately 50% of all survey respondents noted a high need for transportation assistance, with 29% of respondents identifying limited access to resources for people with disabilities in particular.

Specialized Housing and Services

Specialized housing addresses the needs of specific populations. People with physical, intellectual, or developmental disabilities, people living with HIV/AIDS, and people with alcohol or drug addiction have specific housing needs that may be addressed through housing with wraparound services, such as case

management, life skills programming, and health services. Case management was a key need identified by stakeholders related to reducing or preventing homelessness for many subpopulations, and transitional and permanent supportive housing were frequently noted as needs.

Workforce Development and Employment Services

Special needs populations may also need workforce development and employment services. These programs may include employment navigation, job training, education, transportation services, and case management focused on employment, among others.

Physical and Mental Healthcare Access

Access to healthcare is a need for special needs populations, as they are more likely to experience barriers such as economic disadvantage, medical issues and disability, language and literacy age, and cultural, geographic, or social isolation. To increase access to healthcare, it is important for local governments and stakeholders to take steps to define, locate, and reach at-risk populations.

Education and Combating Stigmas

Combating stigmas is an important concern for people with special needs. For adults with criminal histories and people living with HIV/AIDS, discrimination may make accessing adequate housing difficult. Further, a lack of understanding regarding the transmission of HIV may cause people to lose housing or employment, thus increasing the risk of homelessness.

Outreach

Outreach to special needs populations to ensure they are aware of available services is another need. Clarity in marketing and in public buildings about what services are available is important in supporting awareness of available services among vulnerable populations. Outreach also includes the development of relationships and trust so that people feel comfortable seeking out needed services.

Specify the activities that the jurisdiction plans to undertake during the next year to address the housing and supportive services needs identified in accordance with 91.215(e) with respect to persons who are not homeless but have other special needs. Link to one-year goals. 91.315(e)

San Bernardino County has created an integrated, multidisciplinary system of care and service provisions that focuses on providing housing and supportive services to those who are currently experiencing homelessness, at-risk of becoming homeless, or of special needs (e.g., physical and mental disabilities) and experience barriers to housing and self-sufficiency.

Activities the County will undertake during the next year to address housing and supportive services needs include the following:

- Continue to develop and maintain partnerships with public and private agencies to address the needs of the populations that may not be homeless but may have special needs.

- Continue to consult and work with the Continuum of Care (CoC), Department of Behavioral Health (DBH), Transitional Assistance Department (TAD), Department of Public Health, Sheriff's Department, Inland SoCal United Way (operator and manager of the County's referral based call-in center), service providers, and other inter- and intra-governmental agencies to identify needs and develop programs/services to address the needs.
- Using federal and state resources, the County will continue to develop affordable housing units and create permanent housing solutions for special needs persons, including but not limited to persons with mental and/or physical disabilities, victims of Domestic Violence, Transition Age Youth (TAY), etc. The housing units will include long-term social and supportive services such as case management, managing physical and mental care, substance abuse services, rental assistance and other housing resources to increase self-sufficiency rates.
- Improve the County's Coordinated Entry System (CES), which is designed to connect persons, including those with special needs, to appropriate housing and supportive services. The County's efforts will be focused on increasing the efficiency of the system to ensure that all persons who come through the coordinated system of care can be properly and effectively routed to services that best suit their needs.
- Continue to use its various state and federal funding resources such as Emergency Solutions Grant (ESG), Housing and Homelessness Incentive (HHIP), Homeless Housing, Assistance and Prevention (HHAP) Grant, and Housing and Disability Advocacy Program (HDAP) to provide housing and essential/supportive services to eligible persons with special needs that are at risk of homelessness. The housing and essential services include but are not limited to rental and security deposit assistance, life skills, job training, legal assistance, obtaining public benefits, housing search and placement, case management, etc.
- Continue to utilize CDBG funding to provide services such as sustenance/food services, educational programs, transportation services, employment training, etc., for special needs populations (i.e., persons with HIV/AIDS and/or disabilities physical/mental disabilities; seniors, youth, victims of domestic violence, etc.).

For entitlement/consortia grantees: Specify the activities that the jurisdiction plans to undertake during the next year to address the housing and supportive services needs identified in accordance with 91.215(e) with respect to persons who are not homeless but have other special needs. Link to one-year goals. (91.220(2))

San Bernardino County will address housing and supportive service needs of residents through the development of new affordable rental housing through a Community Housing Development Organization (CHDO), which will meet HUD requirements that any new construction with five or more dwelling units have a minimum of 5% of units be accessible to individuals with mobility impairments and an additional 2% be accessible to individuals with sensory impairments.

MA-40 Barriers to Affordable Housing - 91.410, 91.210(e)

Describe any negative effects of public policies on affordable housing and residential investment

San Bernardino County's updated Housing Element (2022) identifies several goals related to barriers to housing affordability and residential investment, including:

- Need to further support the development of a broad range of housing types in sufficient quantity, location, and affordability levels that meet the lifestyle needs of current and future residents, including those with special needs;
- Need for an efficient administrative process that recognizes the need for efficient and timely review of residential projects while also ensuring and valuing the need for quality design, environmental review, and planning;
- Need to facilitate neighborhoods that protect the health, safety, and welfare of the community, and enhance public and private efforts in maintaining, reinvesting in, and upgrading the existing housing stock;
- Need for development, maintenance, modernization, and preservation of affordable housing; and the provision of assistance, where feasible, for residents to rent or purchase adequate housing in San Bernardino County; and
- Need to support equal housing opportunities for all persons regardless of race, age, religion, sex, marital status, disability status, ancestry, national origin, or color by providing support for fair housing services, facilitating the production of new income-restricted housing, and target rental assistance for lower-income households in high-resource areas, and encouraging the production of transitional and permanent supportive housing to serve special needs groups.

The Housing Element also identifies factors contributing to fair housing issues in the County, including:

- Lack of variety of housing types;
- Residential opposition prevents proposed new developments. This can discourage new investments and developer interest that would otherwise lead to affordable housing units, particularly in areas considered to be high or higher-resource areas.
- Residents in census tracts that provide a large number of housing opportunity sites exhibit a high rate of linguistic isolation that may prevent them from understanding fair housing issues, communicating violations, and commenting on proposed development projects.
- That short-term rental housing activity may be negatively impacting the Joshua Tree area;

- Residents throughout the western Valley region (incorporated and unincorporated) are exposed to higher rates of air pollution released by activities associated with local and regional logistics operations along the freeways, roads, and near warehouses and distribution facilities.

San Bernardino County's 2025 Analysis of Impediments to Fair Housing Choice (AI) further identifies challenges related to housing affordability and access as two of the county's barriers to fair housing choice, with contributing factors including:

- Limited new construction of affordable housing;
- Lack of variety in housing types;
- Older housing units are in need of rehabilitation and repair;
- The Housing Authority has difficulty placing housing vouchers. There are long wait lists and long placement timeframes. Landlords often refuse to rent to voucher holders;
- That short-term rental housing may be negatively impacting the Joshua Tree area;
- NIMBYism prevents proposed new developments;
- Limited access to homeownership and mortgage loans among Black households;
- Disproportionately high rates of housing needs among Black and Hispanic households, low-income renters, and people with disabilities; and
- Publicly supported housing populations exhibit disproportionately high shares of Black households and disproportionately low shares of Hispanic households.

Survey respondents echoed concerns related to housing affordability and access, noting a particular need for assistance with purchasing homes/ downpayment assistance and grants to improve affordable rental housing/ apartments. Development of housing for specific populations, such as seniors and people with disabilities, and new construction of affordable rental units were also identified as high-level needs.

MA-45 Non-Housing Community Development Assets - 91.410, 91.210(f)

Introduction

This section outlines the employment, labor force, and educational attainment data that informed the development of priorities in this Plan.

Economic Development Market Analysis

Business Activity

Table 39 - Business Activity

Business by Sector	Number of Workers	Number of Jobs	Share of Workers %	Share of Jobs %	Jobs less workers %
Agriculture, Mining, Oil & Gas Extraction	1,724	351	1	0	-1
Arts, Entertainment, Accommodations	19,319	15,556	13	14	0
Construction	9,817	6,260	7	5	-1
Education and Health Care Services	32,265	36,644	22	32	10
Finance, Insurance, and Real Estate	5,751	3,090	4	3	-1
Information	1,993	524	1	0	-1
Manufacturing	10,684	6,660	7	6	-1
Other Services	4,956	3,807	3	3	0
Professional, Scientific, Management Services	9,288	5,813	6	5	-1
Public Administration	0	0	0	0	0
Retail Trade	18,479	16,549	13	14	2
Transportation and Warehousing	11,704	5,651	8	5	-3
Wholesale Trade	7,245	3,184	5	3	-2
Total	133,225	104,089	--	--	--

Data Source: 2016-2020 ACS (Workers), 2020 Longitudinal Employer-Household Dynamics (Jobs)

Labor Force

Table 40 - Labor Force

Total Population in the Civilian Labor Force	320,707
Civilian Employed Population 16 years and over	297,160
Unemployment Rate	7.37
Unemployment Rate for Ages 16-24	18.21
Unemployment Rate for Ages 25-65	4.16

Data Source: 2016-2020 ACS

Table 41 – Occupations by Sector

Occupations by Sector	Number of People
Management, business and financial	56,687
Farming, fisheries and forestry occupations	10,727
Service	34,072
Sales and office	64,663
Construction, extraction, maintenance and repair	31,497
Production, transportation and material moving	24,249

Data Source: 2016-2020 ACS

Travel Time

Table 42 - Travel Time

Travel Time	Number	Percentage
< 30 Minutes	171,007	61%
30-59 Minutes	74,211	26%
60 or More Minutes	36,786	13%
Total	282,004	100%

Data Source: 2016-2020 ACS

Education:

Educational Attainment by Employment Status (Population 16 and Older)

Table 43 - Educational Attainment by Employment Status

Educational Attainment	In Labor Force		Not in Labor Force
	Civilian Employed	Unemployed	
Less than high school graduate	36,766	3,213	26,663
High school graduate (includes equivalency)	62,699	4,647	31,099
Some college or Associate's degree	84,114	5,062	35,032
Bachelor's degree or higher	61,427	2,532	13,702

Data Source: 2016-2020 ACS

Educational Attainment by Age

Table 44 - Educational Attainment by Age

	Age				
	18–24 yrs	25–34 yrs	35–44 yrs	45–65 yrs	65+ yrs
Less than 9th grade	1,223	2,743	6,599	17,025	10,603
9th to 12th grade, no diploma	8,966	10,136	11,031	19,107	8,641
High school graduate, GED, or alternative	29,665	32,371	21,730	45,257	22,710
Some college, no degree	27,304	31,819	19,954	42,105	23,335
Associate's degree	3,652	9,550	8,353	14,688	8,448
Bachelor's degree	4,863	17,805	12,071	19,257	11,787
Graduate or professional degree	443	6,549	9,025	14,316	10,006

Data Source: 2016-2020 ACS

Educational Attainment – Median Earnings in the Past 12 Months

Table 45 – Median Earnings in the Past 12 Months

Educational Attainment	Median Earnings in the Past 12 Months
Less than high school graduate	\$32,381
High school graduate (includes equivalency)	\$40,997
Some college or Associate's degree	\$46,628
Bachelor's degree	\$62,071
Graduate or professional degree	\$90,855

Data Source: 2016-2020 ACS

Based on the Business Activity table above, what are the major employment sectors within your jurisdiction?

As shown in the Business Activity table above, the employment sectors in San Bernardino County with the largest number of jobs are education and health care services (36,644 jobs or 32% of total jobs), arts, entertainment, and accommodations (15,556 jobs or 14%), and retail trade (16,549 jobs or 14%). The jobs in which most county residents are employed reflect these employment sectors. The largest number of workers in the county are found in education and health care services (32,265 workers or 22% of total workers), arts, entertainment, and accommodations (19,319 workers or 13%), and retail trade (18,479 workers or 13%). The greatest mismatch of jobs to workers is in transportation and warehousing, where there are 11,704 workers to 5,651 jobs. The largest mismatch between the share of workers (i.e., employed residents) and the share of jobs by sector is in education and healthcare services (10 %-point difference in the share of jobs and share of workers). Differences between the share of workers and the share of jobs by sector are 3 percentage points or less in all other sectors.

Describe the workforce and infrastructure needs of the business community:

The San Bernardino County 2024 Comprehensive Economic Development Strategy (CEDS) included the following weaknesses in its Strengths, Weaknesses, Opportunities, and Threats (SWOT) Analysis:

- Low job quality limits socioeconomic mobility and perpetuates inequality
- Low educational attainment is pervasive within the local workforce, especially among Hispanic people
- Overreliance on the Transportation & Warehousing industry for economic growth and prosperity raises San Bernardino County's vulnerability to macroeconomic shocks
- High cost of doing business in California decreases the county's business appeal compared to other states

Based on this SWOT Analysis and an Economic and Community Assessment, the following 4 strategies were identified: 1. Diversify the Economy and Increase High Quality Employment, 2. Spur the Creation and Scaling of New Businesses, 3. Strengthen Capacity and Governance for Regional Action, and 4. Bolster Quality of Life.

Describe any major changes that may have an economic impact, such as planned local or regional public or private sector investments or initiatives that have affected or may affect job and business growth opportunities during the planning period. Describe any needs for workforce development, business support or infrastructure these changes may create.

A variety of economic development activities that are being undertaken by cities or other jurisdictions in San Bernardino County is included as an appendix to its 2024 CEDS. They include The University of La Verne's Health Careers Academy, which will support participants (especially those from historically underrepresented populations) in obtaining their licensure/certification in an accelerated professional medical program. The City of Needles Water/Wastewater Improvement project is meant to expand sanitary sewer service into the North Needles Area and develop additional infrastructure for those in the Colorado River Region. This project is estimated to generate 183 jobs and will generate additional jobs as the new lines continue to operate and increase demand.

How do the skills and education of the current workforce correspond to employment opportunities in the jurisdiction?

The 2024 CEDS notes that the skills and education of the County's current workforce correspond with available conditions to create some of the following opportunities:

- Create jobs and recruit businesses in industries outside logistics, such as manufacturing, tourism, and professional services, to increase economic diversification and resilience
- Renew focus on workforce upskilling and job access among low-skill workers and underserved communities to match industry needs
- Attract tech-intensive activities and jobs that complement existing industries
- Retain workers who commute outside San Bernardino County through employment opportunities within the county

Describe any current workforce training initiatives, including those supported by Workforce Investment Boards, community colleges and other organizations. Describe how these efforts will support the jurisdiction's Consolidated Plan.

A variety of workforce training initiatives are available in San Bernardino County, indicating that local partners are responding to the needs of the business community and workforce. Workforce training initiatives support Consolidated Plan goals related to economic development but also serve as potential opportunities to reduce poverty by helping unemployed and underemployed residents connect with

higher-paying, in-demand jobs. The San Bernardino County Local Workforce Development Plan (2024) describes the following workforce development initiatives available in San Bernardino County:

San Bernardino County Local Workforce Development System

- Basic career services, including eligibility information, outreach, intake, orientation, initial assessment, job search, labor market information, and determinations for all services available at the AJCC
- Individual career services, including assessments of skills, aptitudes, and work values; group and individual counseling; internships; and financial literacy training
- Training activities to support the development of worker skills and workplace competencies and the development and use of career pathways
- Job placement services

America's Job Center of California (AJCC)

- A variety of services that bring employers with job openings and qualified job seekers together at no cost

Inland Empire Job Corps Center

- Work-based learning program provides students with opportunities to link their career technical training with practical, on-the-job activities
- Academic training, including basic reading and math, independent living, employability skills, and career success skills

YouthBuild Inland Empire

- Out-of-school youth ages 16 to 24 who have not graduated from high school to work towards their educational and career goals
- Assists participants in obtaining their high school diplomas
- Provides opportunities in construction training, leadership development, job placement, driver education, business career training, entrepreneurship, solar panel installation, green jobs training, and cinematography

San Bernardino County Veterans Affairs

- Assists Veterans who have service-connected disabilities obtain and maintain suitable employment. Independent living services are also available for severely disabled Veterans who are not currently able to seek employment.

U.S. Department of Labor Veterans Employment and Training Services

- Veterans' employment and training services for eligible veterans

Does your jurisdiction participate in a Comprehensive Economic Development Strategy (CEDS)?

Yes.

If so, what economic development initiatives are you undertaking that may be coordinated with the Consolidated Plan? If not, describe other local/regional plans or initiatives that impact economic growth.

Several of the initiatives proposed in the 2024 CED's Appendix B: Economic Development Activity Projects could be coordinated with the Consolidated Plan. They include The University of La Verne's Health Careers Academy, which will support participants (especially those from historically underrepresented populations) in obtaining their licensure/certification in an accelerated professional medical program. The City of Needles Water/Wastewater Improvement project is meant to expand sanitary sewer service into the North Needles Area and develop additional infrastructure for those in the Colorado River Region. This project is estimated to generate 183 jobs and will generate additional jobs as the new lines continue to operate and increase demand.

MA-50 Needs and Market Analysis Discussion

Are there areas where households with multiple housing problems are concentrated? (include a definition of "concentration")

HUD defines four types of housing problems: (1) cost burden of more than 30%, (2) more than 1 person per room, (3) lack of complete kitchen facilities, and (4) lack of complete plumbing facilities. A concentration of households with housing needs is defined as a census tract where more than 40% of households have at least one housing need. Using this definition and HUD's 2016-2020 Comprehensive Housing Affordability Strategy (CHAS) data, there are 279 census tracts with a concentration of housing problems in San Bernardino County (59.9% of all census tracts). Census tracts with the highest concentrations of households with housing problems tend to be located in southwest San Bernardino County around the county's municipalities, where housing is more expensive and the population is most dense.

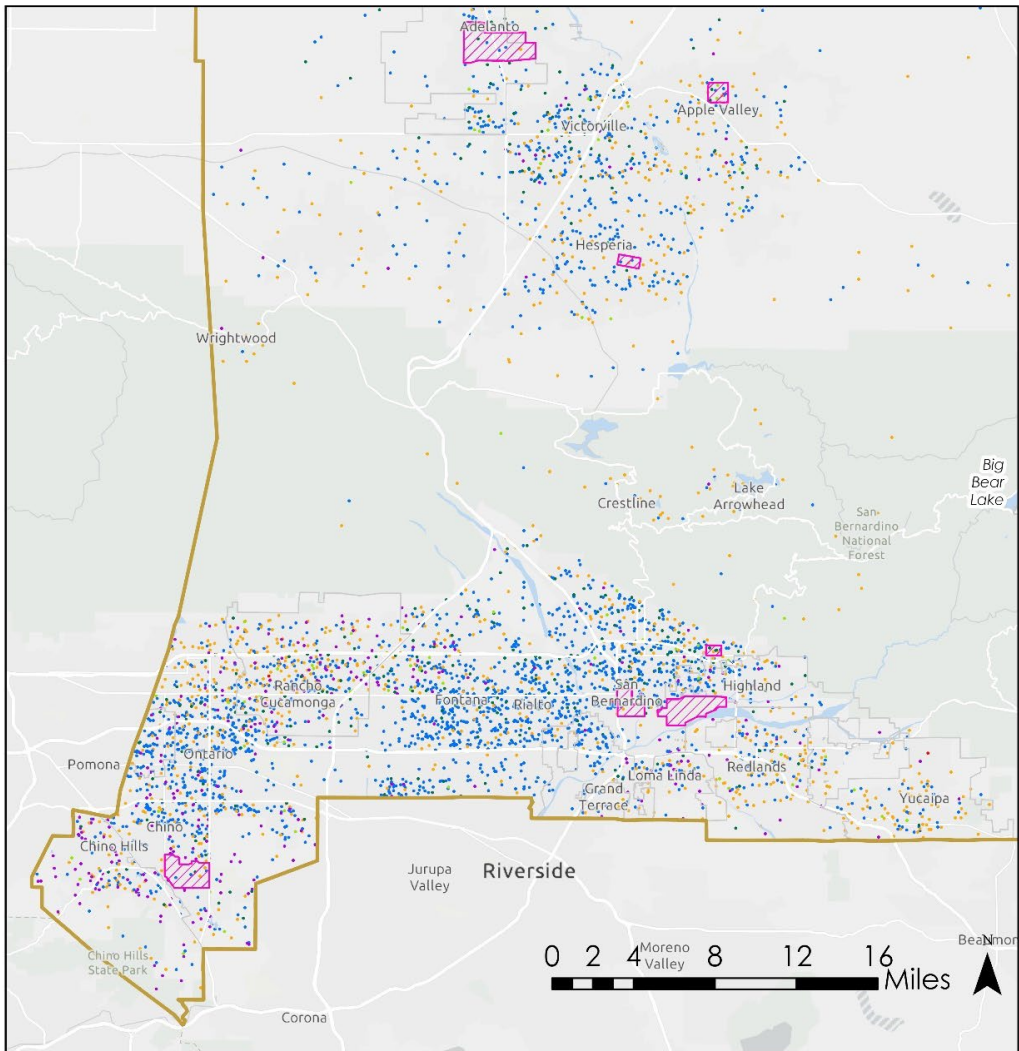
Are there any areas in the jurisdiction where racial or ethnic minorities or low-income families are concentrated? (include a definition of "concentration")

The County's Analysis of Impediments to Fair Housing Choice uses a methodology developed by HUD that combines demographic and economic indicators to identify racially or ethnically concentrated areas of poverty (RECAPs). These areas are defined as census tracts that have an individual poverty rate of 40% or more (or an individual poverty rate that is at least three times that of the tract average for the metropolitan area, whichever is lower) and a non-white population of 50% or more. Using a metric that combines demographic and economic indicators helps to identify a jurisdiction's most vulnerable communities.

As of the 2018-2022 American Community Survey, seven census tracts in San Bernardino County are considered R/ECAPs—tract 57.01 in San Bernardino, tract 91.32 in Adelanto; tract 97.27 in Apple Valley; tract 100.33 in Hesperia; tract 122.02, east of Chino Hills; tract 123, north of Highland, and tract 9801, southwest of Highland around the San Bernardino International Airport. These are the only seven census tracts in the county with poverty rates of 40% or more. Poverty rates in the county's R/ECAPs range from 42.7% to 100%.

While non-Hispanic Black residents comprise just 7.5% of the County's population, these residents make up 19.6% of the population across the seven R/ECAP census tracts. Native American residents and residents of multiple races are also slightly overrepresented in R/ECAPs, while Hispanic, white, and Asian/Pacific Islander residents are underrepresented in these census tracts.

Racially and Ethnically Concentrated Areas of Poverty, San Bernardino County, 2018 to 2022



San Bernardino County Racially/ Ethnically Concentrated Areas of Poverty

Race/Ethnicity

1 Dot = 500 people

- Hispanic/ Latino
- White, Non-Hispanic
- Asian/ Pacific Islander, Non-Hispanic
- Black/ African American, Non-Hispanic
- Multiple Races, Non-Hispanic
- Native American, Non-Hispanic
- Other Race, Non-Hispanic

What are the characteristics of the market in these areas/neighborhoods?

The majority of census tracts within the county have concentrations of households that are considered housing cost burdened, spending 30% or more of household income on housing costs. Housing cost burden is more common among renters than owners. The census tracts noted above are clustered in southwest San Bernardino County in areas with a variety of land uses, including businesses, single-family homes, and a mixture of small, medium, and large multifamily developments. These census tracts tend to have higher vacancy rates, lower owner-occupancy rates, and lower median rents and home values relative to other census tracts in the county.

Are there any community assets in these areas/neighborhoods?

The R/ECAP census tracts are located in southwest San Bernardino County in and around several of the county's municipalities. These areas include a wide range of community assets, although most areas outside of downtown San Bernardino have low levels of walkability, so residents may require a vehicle to access resources.

- Community assets in downtown San Bernardino include several civic facilities such as the San Manuel Stadium, the Garcia Center for the Arts and the Sturges Center for Fine Arts, Secombe Lake Park and Hanes Park, as well as government buildings such as the Mexican Consulate, Superior Court Building, and County Government buildings. The downtown area also has a wide range of commercial and industrial uses, and several schools.
- Community assets in south Adelanto include local parks such as Richardson Park, grocery stores such as a Walmart Supercenter, schools, and retail.
- Community assets in Apple Valley include local parks such as Civic Center Park, grocery stores such as Walmart and Albertsons, the Victor Valley Museum, and local schools and retail.
- Community assets in Hesperia include local and regional parks such as Hesperia Lake Park and Mojave River Forks Regional Park, grocery stores such as Aldi, and local schools and retail.
- Additional assets located near R/ECAP census tracts include the San Bernardino International Airport and the Chino Airport.

Are there other strategic opportunities in any of these areas?

Access to transportation offers one of the greatest strategic opportunities for R/ECAP census tracts. The R/ECAP in the city of San Bernardino has access to the San Bernardino Downtown Metrolink, a commuter rail line that connects the city with both Los Angeles and Oceanside (via Riverside, Irvine, and Santa Ana).

MA-60 Broadband Needs of Housing occupied by Low- and Moderate-Income Households - 91.210(a)(4), 91.310(a)(2)

Describe the need for broadband wiring and connections for households, including low- and moderate-income households and neighborhoods.

Broadband connectivity is a vital community resource that offers citizens access to employment, education, and other personal enrichment opportunities found through the internet. Disparities in broadband access – particularly for low-to-moderate households – can create a “digital divide” that limits users’ personal and professional opportunities. In 2015, the FCC defined broadband as internet access with download speeds of 25 Megabits per second (Mbps) and upload speeds of 3 Mbps (otherwise noted as 25/3). With broadband access, internet users can partake in file downloading, video streaming, email, and other critical features necessary for online communication.

There are three considerations to be taken into account in assessing internet access: (1) the need for broadband wiring and for connections to broadband service; (2) competitive pricing and service resulting from having more than one internet service provider within an area; and (3) affordability of broadband service for low- and moderate-income households. In order to meet growing broadband needs, the State of California established the California Broadband Council in 2010, finalized a Broadband For All action plan in 2020, and in 2021 enacted SB 156, which allocated \$6 billion towards bridging the digital divide in a multi-year effort. In addition, the federal Infrastructure, Investments, and Jobs Act of 2021 allocated \$65 billion towards nationwide broadband investments, which the State of California intends to pursue as a funding source for the Broadband for All Plan.

For the 3.8% of San Bernardino County households without broadband access¹⁰, libraries throughout the generally offer free access to computers and Wi-Fi. Housing and service providers serving low- and moderate-income populations and people who are homeless may also provide internet access. For example, some affordable housing properties have business centers, some shelters or day centers have computers for visitor use, and local job centers may provide computers for use in job searches.

Marginalized and/or minority households are generally disproportionately represented among low-to-moderate-income households and, therefore, may be disproportionately impacted by a lack of internet access. The website BroadbandNow, which exists to help people discover internet options in their area, conducts research into broadband availability and user demographics by state and provides data on California households without internet access. This data shows that 30% of extremely low-income households and 13% of low-to-moderate income households in California are without internet and that Black, Hispanic, and Native American residents are nearly twice as likely as residents of other races to be without internet access:

¹⁰ <https://broadbandnow.com/California>

Table 46 – Demographics of California households without internet

Percent of Homes without Internet Access by Age	
Under Age 18	5%
Age 18-64	5%
Age 65+	7%
Percent of Homes without Internet Access by Income	
Under \$20,000	33%
\$20,000-\$74,999	16%
Over \$75,000	4%
Percent of Homes without Internet Access by Race/Ethnicity	
Hispanic	7%
Black	7%
White	4%
Native American or Alaskan	8%
Mixed Race	3%
Asian	3%

Source: BroadbandNow California - <https://broadbandnow.com/California>

Describe the need for increased competition by having more than one broadband Internet service provider serve the jurisdiction.

Just because a person has broadband available in their area does not mean that they have personal access – according to the 2019-2023 American Community Survey, 7.8% of San Bernardino County residents do not have an internet subscription service of any type, including a cellular data plan¹¹. This may indicate that internet access in the County is unaffordable for low-income residents, which may, in turn, indicate a need for increased competition for affordable internet access programs.

¹¹ ACS 5-Year Estimates 2019-2023, Table S2801

MA-65 Hazard Mitigation - 91.210(a)(5), 91.310(a)(3)

Describe the jurisdiction's increased natural hazard risks associated with climate change.

Hazard mitigation in San Bernardino County is conducted through the San Bernardino County Office of Emergency Management. The County's most recent Hazard Mitigation Plan was updated in 2022 and identifies sixteen possible hazards, seven of which are natural hazards that are deemed moderate to high risk and are relevant to this section of the Consolidated Plan:

- Wildfire
- Flood
- Earthquake
- Drought
- Climate Change
- Extreme Heat
- Landslide

To mitigate environmental hazards in the county, the plan identifies a variety of techniques focused primarily on prevention, emergency services, and public education and awareness.

Describe the vulnerability to these risks of housing occupied by low- and moderate-income households based on an analysis of data, findings, and methods.

In its September 2021 report "Climate Change and Social Vulnerability in the United States," the US EPA identifies low-income earners, minorities, elderly adults, and persons with less than a high school diploma as "socially vulnerable." Socially vulnerable persons are described as having a reduced capacity to "cope with and recover from climate change impacts", and socially vulnerable groups are described as more likely to live in poorer neighborhoods with lower elevations and poorly maintained infrastructure. The 2019-2023 ACS estimated that over 291,000 people in San Bernardino County are living below the poverty line¹². Additionally, mobile home residents, who are more likely to be low-income, are especially vulnerable to climate-related hazards. The 2019-2023 ACS estimates that there are approximately 36,181 households living in mobile homes or other similar types of homes in San Bernardino County¹³.

¹² ACS 5-Year Estimates 2019-2023, Table S1701

¹³ ACS 5-Year Estimates 2019-2023, Table S2504

STRATEGIC PLAN

SP-05 Overview

Strategic Plan Overview

The Strategic Plan provided below identifies priority needs and geographic focus areas for community development and housing efforts in San Bernardino County over the next five years. These priorities are based on findings from the needs assessment and market analysis, along with public input received through a variety of engagement methods. San Bernardino County will continue to focus CDBG spending on large community facilities or infrastructure projects and HOME spending on the development or rehabilitation of multifamily rental properties. Participating jurisdictions will continue to receive shares of CDBG funds for use at their discretion, which may include public services, economic development, or other eligible local activities. Projects and programs funded using CDBG, HOME, and ESG funds will meet program eligibility requirements, generate long-term improvements for low- and moderate-income residents and communities, and help address federal, state, and local priorities, such as expanding fair housing choice and sustainability.

This Strategic Plan also identifies market conditions that may influence the use of HUD grant funds, the resources expected to be available to meet community needs, and the structure in place for delivering services. Strategies for addressing public housing, homelessness, lead-based paint hazards, and poverty are summarized. Finally, the Plan outlines barriers to housing affordability in San Bernardino County and the County's plans to monitor performance and compliance for each HUD program for which it receives funds.

SP-10 Geographic Priorities - 91.415, 91.215(a)(1)

Geographic Area

Table 47 - Geographic Priority Areas

Area Name:	Area Type:
Participating Cities	Local Target Area
Unincorporated County	Local Target Area
Countywide	Local Target Area
HOME Consortium	Local Target Area

General Allocation Priorities

Over the five-year Consolidated Plan period, San Bernardino County will allocate CDBG funds for use in each of the 13 participating cities and in unincorporated areas of the County listed above. Annual funding percentages will be determined by the County using a formula based on population, poverty rate, and rate of overcrowded housing conditions.

Available HOME funds will be used for new construction or rehabilitation of multifamily housing units; eligible areas include the unincorporated County and all HOME Consortium cities. While the County has not identified specific target areas for the use of HOME funds, priority will be given to affordable rental housing projects located in high opportunity (i.e. high school proficiency, high labor market engagement, and high job access), low poverty areas (poverty concentrations below 50%), as described in the County's 2025-2030 Analysis of Impediments to Fair Housing Choice.

ESG funds will be allocated geographically among population centers in each of the County's six regions – East, West, and Central Valleys, Mountain communities, High Desert and the Morongo Basin.

SP-25 Priority Needs - 91.415, 91.215(a)(2)

Priority Needs

During the development of the Consolidated Plan, a number of priority needs were identified. Guidelines for addressing these priority needs over the 2020-2025 timeframe are summarized below:

- San Bernardino County will use CDBG money to fund public facilities and public infrastructure projects in unincorporated San Bernardino County.
- The County will allocate CDBG money to participating cities to address local public service, economic development, housing, public facility, and public infrastructure needs.
- The County will use HOME funds for the construction or rehabilitation of affordable rental housing in unincorporated San Bernardino County and within cities participating in the HOME Consortium.
- The County will use ESG funds to address homeless needs throughout the County.

Table 48 – Priority Needs Summary

Priority need		Public Facilities and Infrastructure	
1	Priority level	High	
	Population(s) served	Extremely low income Low income Moderate income People with physical disabilities Non-housing community development Elderly Families with children Rural Chronic Homelessness Individuals Families with Children Mentally Ill Chronic Substance Abuse Persons with HIV/AIDS Victims of Domestic Violence Elderly Frail Elderly Persons with Mental Disabilities Persons with Physical Disabilities Persons with Developmental Disabilities Persons with Alcohol or Other Addictions	

	Persons with HIV/AIDS and their Families Victims of Domestic Violence
Geographic area(s) affected	Urban County/Participating Cities/Consortium Jurisdiction
Associated goal(s)	Fund new and existing public facility and infrastructure activities
Description	<p>The jurisdiction requires improvements to sidewalks, streets, and accessible public facilities.</p> <p>Existing infrastructure is aging and needs rehabilitation or replacement.</p> <p>Additional public facilities are needed to meet the needs of special populations, as well as low-income residents</p> <p>Public facility investments can increase access to support services and housing, leading to increased housing resources and better coordination among service providers. Objectives established to meet priority needs include Providing or expanding public facilities and community centers, including those that serve special needs, such as child Care Centers, senior centers, youth centers, park and recreation facilities, neighborhood facilities, health facilities, facilities for abused and neglected children, and facilities for AIDS patients; Develop multi-agency, multi-service centers to deliver services more efficiently and effectively.</p> <p>The primary objective of the proposed improvements is to maintain quality and adequate infrastructure and ensure access for the mobility impaired. Objectives established to meet priority needs include constructing, improving, or replacing infrastructure such as curbs, gutters, sidewalks, water/sewer, and flood drains in lower-income areas to improve community health and safety; providing street and sidewalk repairs to increase safety and access in lower-income neighborhoods; and increasing community access through ADA improvements. The primary objective of these public facility and infrastructure activities is to provide a suitable living environment that meets the specific performance outcome of availability/accessibility.</p> <p>The County's public facility/infrastructure priorities are to construct, reconstruct, rehabilitate, or install public facilities and improvements for the primary benefit of low-income persons. Based on the results from the community meetings, public hearings, and community needs assessment survey these projects were identified as being a high priority need in the community.</p>

	Basis for priority	<p>The list of public facilities and infrastructure needs was developed through input from various stakeholders, public meetings, and a public survey. Throughout the community engagement process, public improvements were often highlighted as an important need within the County. The primary objective of these activities is to provide a suitable living environment to meet the specific performance outcome of either availability/accessibility or Sustainability.</p> <p>The prioritization of public facilities and infrastructure expansion/maintenance is supported by multiple indicators. Engineering assessments document aging systems requiring upgrades or replacement. Usage data shows facilities operating at or beyond capacity. Demographic trends indicate a growing demand for public services. Maintenance records reveal increasing repair frequency and costs of aging infrastructure. Community input consistently emphasizes inadequate infrastructure as affecting quality of life and economic development. Geographic analysis identifies gaps in facility access across the county. Asset management data demonstrates various systems approaching end of useful life. ADA compliance surveys indicate a need for accessibility improvements. Municipal service records show operational inefficiencies due to outdated systems. Economic development data links infrastructure quality to business attraction/retention. This evidence base establishes infrastructure investment as critical for community functionality and growth.</p>
--	--------------------	---

	Priority need	Public services
	Priority level	High
2	Population(s) served	<p>Extremely low income Low income Moderate income People with physical disabilities Non-housing community development Elderly Families with children Rural</p> <p>Chronic Homelessness Individuals Families with Children Mentally Ill Chronic Substance Abuse Persons with HIV/AIDS Victims of Domestic Violence Elderly</p>

	<p>Frail Elderly</p> <p>Persons with Mental Disabilities</p> <p>Persons with Physical Disabilities</p> <p>Persons with Developmental Disabilities</p> <p>Persons with Alcohol or Other Addictions</p> <p>Persons with HIV/AIDS and their Families</p> <p>Victims of Domestic Violence</p>
Geographic area(s) affected	Urban County/Participating Cities/Consortium Jurisdiction
Associated goal(s)	Fund new and existing public service activities
Description	<p>The County's overarching goal is to enhance the quality of life and independence for lower-income individuals by ensuring access to a range of services and programs that address various social concerns. Over the next five years, the County aims to establish, improve, and expand existing public services. There is a significant demand for a broad range of essential public services, with the primary objective of these activities being to create a suitable living environment that meets the specific performance outcome of availability and accessibility.</p> <p>Public services expansion and maintenance addresses essential community support systems that enhance quality of life and promote equitable access to resources. These services encompass critical areas such as senior services, youth programs, transportation assistance, emergency services, healthcare access, and other community support functions. Maintaining and expanding these services ensures vulnerable populations receive necessary assistance while supporting overall community well-being and stability.</p>
Basis for priority	<p>The County's overall objective is to ensure that opportunities and services are provided to improve the quality of life and independence for lower-income persons and ensure access to programs that are related to a variety of social concerns. The County's five-year objectives are to establish, improve, and expand existing public services. The list of public service needs was developed through input from various stakeholders, public meetings, and a public survey. The primary objective of these public service activities is to provide a suitable living environment to meet the specific performance outcome of either availability/accessibility or affordability.</p> <p>The prioritization of public services expansion and maintenance is supported by multiple indicators and community input. Service utilization</p>

	<p>data shows current programs operating at capacity, with waiting lists demonstrating unmet needs. Demographic trends indicate growing populations requiring targeted assistance, particularly among seniors, youth, and vulnerable groups. Public transportation analysis reveals gaps in accessibility for essential services. Community health assessments identify barriers to healthcare access and social services. Input from stakeholders and residents during consultations consistently emphasizes the need for expanded services to meet basic community needs.</p>
--	---

Priority need		Affordable Rental Housing
3	Priority level	High
	Population(s) served	<p>Extremely low income</p> <p>Low income</p> <p>Moderate income</p> <p>Large family</p> <p>Families with children</p> <p>Elderly</p> <p>Public housing residents</p> <p>People with disabilities</p>
	Geographic area(s) affected	Urban County/Participating Cities/Consortium Jurisdiction
	Associated goal(s)	Construct new affordable rental housing units
	Description	<p>Increasing the inventory of affordable rental housing units addresses a critical need in San Bernardino County, where rising costs and limited supply create significant challenges for low- and moderate-income households. The county's large geographic area, diverse communities, and continued population growth intensify the need for expanded affordable rental options. Increasing inventory through new construction, rehabilitation, and preservation is essential for promoting housing stability across the county's urban, suburban, and rural areas while ensuring residents can access quality housing within their means.</p>
	Basis for priority	<p>Housing market analysis shows rapidly increasing rents outpacing local wages, particularly affecting the county's service sector workers. Census data reveals a high percentage of the county's renter households experiencing severe cost burdens, paying more than 50% of income for housing. Housing Authority waiting lists demonstrate extensive unmet demand across the county's communities. Local rental vacancy rates</p>

	show extremely limited availability in affordable price ranges, particularly in areas with access to transportation and jobs. Regional demographic projections indicate continued population growth and increasing pressure on the rental market. Housing condition assessments document the deterioration of existing affordable units, especially in older communities. Fair housing analysis shows disproportionate housing cost impacts on protected classes. Building permit data demonstrates new construction predominantly focused on higher-cost units. Stakeholder consultations throughout the county consistently identify affordable rental housing as a critical need. Additionally, economic analysis links housing cost burdens to reduced spending at local businesses.
--	--

Priority need		Rental Housing Preservation
4	Priority level	High
	Population(s) served	Extremely low income Low income Moderate income Large family Families with children Elderly Public housing residents People with disabilities
	Geographic area(s) affected	Urban County/Participating Cities/Consortium Jurisdiction
	Associated goal(s)	Rehabilitate affordable rental housing units
	Description	Preserving and maintaining existing affordable rental housing units is critical for San Bernardino County's housing stability. The County's current affordable housing stock faces challenges, including aging buildings, deferred maintenance, and risk of conversion to market-rate housing. Maintaining these existing units is often more cost-effective than new construction. This priority focuses on protecting and improving the current affordable rental inventory through rehabilitation, energy efficiency upgrades, and programs that help property owners maintain affordable status, ensuring these vital housing resources remain available and in good condition for low- and moderate-income residents across San Bernardino's diverse communities.
	Basis for priority	Housing condition surveys document significant maintenance needs in aging affordable properties across the county's communities. Analysis shows rehabilitation costs are typically 40-60% less than new

	<p>construction. Property records indicate a portion of deed-restricted affordable units approaching expiration dates, risking conversion to market rate. Utility data reveals older properties with high energy costs burdening both owners and tenants. Code enforcement records show increasing maintenance challenges. Building age data indicates a substantial portion of affordable rentals built before 1980, now requiring systems updates. Housing Authority inspections identify recurring maintenance issues affecting habitability. Market analysis demonstrates replacement costs for lost affordable units far exceed preservation expenses. Resident feedback consistently reports maintenance concerns in affordable properties. Local housing providers emphasize challenges in maintaining aging properties while keeping rents affordable. The combination of physical needs assessments, cost analysis, and stakeholder input establishes the preservation of existing affordable rental housing as a critical priority for maintaining housing stability.</p>
--	---

Priority need		Affordable Homeownership Housing
5	Priority level	High
	Population(s) served	<p>Extremely low income</p> <p>Low income</p> <p>Moderate income</p> <p>Large family</p> <p>Families with children</p> <p>Elderly</p> <p>Public housing residents</p> <p>People with disabilities</p>
	Geographic area(s) affected	Urban County/Participating Cities/Consortium Jurisdiction
	Associated goal(s)	Construct new affordable housing for homeownership
	Description	<p>Increasing the inventory of affordable homeownership units addresses a crucial need in San Bernardino County's housing market, where limited affordable options restrict opportunities for first-time homebuyers and moderate-income families to build wealth through homeownership. This priority focuses on expanding opportunities through the new construction of affordable units, the development of mixed-income communities, and programs that create pathways to homeownership. The need spans the county's diverse communities, from urban cores to developing suburban areas, requiring varied approaches to create sustainable homeownership opportunities that match local market conditions and community needs.</p>

		<p>Market analysis shows median home prices outpacing local incomes, creating significant barriers to entry-level homeownership. Housing sales data demonstrates limited inventory in price ranges accessible to moderate-income households. Mortgage lending data indicates gaps in homeownership access for middle-income families. Demographic analysis shows strong demand from young families and first-time buyers seeking affordable homeownership opportunities. Real estate data reveals limited new construction in affordable price ranges. Economic analysis demonstrates the wealth-building impact of homeownership opportunities for moderate-income households. Community feedback during planning consultations consistently emphasizes the need for affordable purchase options. First-time homebuyer program data shows demand exceeding available resources. Local employer surveys indicate workforce housing needs affecting employee recruitment and retention. This convergence of market data, demographic trends, and community input establishes affordable homeownership development as an important priority for promoting economic mobility and community stability.</p>
	Basis for priority	

Priority need		Homeowner Housing Preservation
6	Priority level	High
	Population(s) served	Extremely low income Low income Moderate income Large family Families with children Elderly Public housing residents People with disabilities
	Geographic area(s) affected	Urban County/Participating Cities/Consortium Jurisdiction
	Associated goal(s)	Rehabilitate homeowner housing units

7	Description	<p>Rehabilitation Programs will provide home improvements and/or energy efficiency improvements for seniors, individuals with disabilities, and low-income households. The primary objective of these rehabilitation activities is to provide decent housing that meets the specific performance outcome of affordability and that assists vulnerable populations with limited incomes.</p> <p>Preserving and maintaining existing affordable homeowner units is essential for protecting both family wealth and neighborhood stability in San Bernardino County. Many low- and moderate-income homeowners face challenges maintaining their properties due to limited resources, aging housing stock, and rising repair costs. This priority addresses the need to help existing homeowners, such as seniors who may be aging in place, individuals who are disabled, or veterans, to preserve their housing investment through rehabilitation assistance, energy efficiency improvements, and critical repair programs.</p>
	Basis for priority	<p>Housing condition surveys identify significant rehabilitation needs in older neighborhoods where many first-time and moderate-income buyers find affordable purchase options. Age of housing stock data shows a substantial portion of affordable owner-occupied homes are over 40 years old, requiring systems updates and maintenance. Utility records demonstrate high energy costs in older homes affecting affordability for limited-income owners. Code enforcement data indicates increasing maintenance challenges for aging properties in moderate-income areas. Home repair program waiting lists show a strong demand for rehabilitation assistance. Census data reveals concentrations of senior homeowners on fixed incomes struggling with maintenance costs. Market analysis demonstrates how deferred maintenance affects both individual and neighborhood property values. Building permit data shows many homeowners deferring necessary improvements due to cost constraints. Community feedback consistently identifies home repair assistance as a critical need, particularly for senior and disabled homeowners</p>
Priority need		Homeownership Assistance
	Priority level	High

Population(s) served	<p>Extremely low income</p> <p>Low income</p> <p>Moderate income</p> <p>Large family</p> <p>Families with children</p> <p>Elderly</p> <p>Public housing residents</p> <p>People with disabilities</p>
Geographic area(s) affected	Urban County/Participating Cities/Consortium Jurisdiction
Associated goal(s)	Assist homebuyers with down payment assistance
Description	<p>Encouraging homeownership among low- and moderate-income (LMI) households through down payment and closing cost assistance addresses a significant barrier to homeownership in San Bernardino County. While many LMI households have the income to support monthly mortgage payments, accumulating sufficient funds for upfront purchase costs remains a major obstacle. This priority focuses on providing financial assistance to help qualified LMI buyers overcome initial cost barriers, enabling them to achieve homeownership and build long-term financial stability while contributing to neighborhood vitality across the county's communities.</p>
Basis for priority	<p>Financial analysis shows many LMI households paying rents comparable to potential mortgage payments but lacking savings for down payments. Lending data demonstrates how down payment requirements create barriers even when buyers qualify for mortgage payments based on income. Local housing market analysis indicates rising home prices increasing typical down payment amounts beyond LMI household savings capacity. Banking data shows limited accumulated savings among LMI households despite steady employment. Program data from existing homebuyer assistance efforts demonstrates strong demand and successful outcomes. Economic analysis demonstrates the wealth-building impact of homeownership for LMI families when entry barriers are addressed.</p>
Priority need	Tenant-Based Rental Assistance
Priority level	High

8	Population(s) served	Extremely low income Low income Moderate income Large family Families with children Elderly Public housing residents People with disabilities
	Geographic area(s) affected	Urban County/Participating Cities/Consortium Jurisdiction
	Associated goal(s)	Provide TBRA assistance to LMI households =
	Description	Supporting housing stability and reducing homelessness through Tenant-Based Rental Assistance (TBRA) and rapid rehousing addresses critical housing security needs among LMI households. By offering temporary rental assistance and support services, these programs help vulnerable households overcome immediate housing crises while building toward sustainable independence. Tenants will pay up to 30% of their income.
	Basis for priority	Increased costs of housing within San Bernardino County and the significant need to identify housing solutions for individuals and families who are at risk of or experiencing homelessness. Service provider feedback consistently identifies time-limited rental assistance as an effective tool for preventing and ending homelessness.
9	Priority need	Homelessness Prevention
	Priority level	High
	Population(s) served	Extremely low income Low income Moderate income Large family Families with children Elderly People with disabilities Homeless
	Geographic area(s) affected	Urban County/Participating Cities/Consortium Jurisdiction
	Associated goal(s)	Provide homelessness prevention and resources

	Description	Addressing homelessness through expanded resources and preventive measures is crucial for promoting housing stability and community well-being. The County faces ongoing challenges with both immediate homelessness response and prevention, requiring comprehensive support systems and housing solutions.
	Basis for priority	Multiple data sources and community input demonstrate significant housing instability challenges in the county. Point-in-Time count data shows increasing numbers of unsheltered individuals and families. Housing cost burden data indicates a substantial portion of low-income households pay more than 50% of their income for housing, placing them at heightened risk of homelessness. Local emergency assistance programs report increasing requests for rental and utility assistance, suggesting growing housing instability. Homeless Management Information System (HMIS) data reveals gaps in the current system's capacity to meet the demand for emergency shelter and rapid rehousing. Service providers and stakeholders consistently identify homelessness prevention and response as a critical community need during consultation sessions. Additionally, the housing market analysis shows a shortage of affordable rental units and rising housing costs that contribute to housing instability risk. This combination of quantitative data and qualitative input from community stakeholders establishes homelessness prevention and intervention as a high-priority need requiring expanded resources and coordinated intervention strategies.

Priority need		Code Enforcement and Blight Reduction
10	Priority level	High
	Population(s) served	Extremely low income Low income Moderate income
	Geographic area(s) affected	Urban County/Participating Cities/Consortium Jurisdiction
	Associated goal(s)	Expand code enforcement efforts

	<p>Description</p>	<p>Code Enforcement and Demolition Activities involve inspecting substandard structures that have been deemed uninhabitable and present a risk to public health and safety in deteriorated areas. The primary goal is to improve public safety and the overall quality of life through the fair enforcement of laws and codes in collaboration with communities, as well as private and publicly funded improvements, rehabilitation, and other services. These efforts aim to promote sustainability and create livable communities.</p> <p>Unsafe, condemned, and abandoned structures pose significant health and safety risks to residents while contributing to neighborhood deterioration and declining property values. These hazardous buildings can attract criminal activity, create fire hazards, expose residents to environmental dangers like asbestos and lead, and impede community revitalization efforts.</p>
	<p>Basis for priority</p>	<p>The need for code enforcement and demolition activities was identified through input from various stakeholders, public meetings, and a public survey. The priorities for these activities are to ensure that enforcement responsiveness aligns with public concerns about health and safety and to deliver consistent, effective, and timely code enforcement services. This will be done in coordination with other resources to enhance the quality of life in the selected communities. The primary objective of these activities is to provide a suitable living environment to meet the specific performance outcome of sustainability.</p> <p>Code enforcement records document numerous properties with severe violations posing immediate safety hazards. Property assessment data shows clusters of vacant and deteriorated structures in specific neighborhoods. Fire department reports indicate increased fire risk and emergency responses associated with abandoned buildings. Public health department inspections highlight environmental hazards including lead, asbestos, and vermin infestations. Community feedback during planning consultations consistently identifies dangerous structures as a significant concern impacting neighborhood safety and stability. Police data demonstrates higher rates of criminal activity around abandoned properties. Housing market analysis reveals how blighted properties negatively impact surrounding property values and deter private investment. The combination of departmental data, public safety statistics, and community input establishes the removal of hazardous structures as a critical priority for protecting public health and safety while supporting neighborhood revitalization.</p>

Priority level	High
Population(s) served	Low income Moderate income Middle income People with disabilities Victims of domestic violence
Geographic area(s) affected	Urban County/Participating Cities/Consortium Jurisdiction
Associated goal(s)	Promote fair housing
Description	Public service activities include offering financial literacy, consumer education, and raising awareness about predatory lending and housing scams. In addition, fair housing education services are provided to help residents, community organizations, and housing providers understand their rights and responsibilities under fair housing laws. Another important component of these activities is educating the community on the value of supporting affordable housing and promoting greater acceptance of affordable housing initiatives.
Basis for priority	The need for fair housing activities was identified through input from various stakeholders, public meetings, and a public survey. The primary priorities for these activities are to raise awareness of fair housing laws and to educate the community. The main objective is to ensure a suitable living environment, with a specific focus on achieving the performance outcome of increased availability and accessibility to housing opportunities.
Priority need	Economic Development
Priority level	High

12	Population(s) served	Extremely low income Low income Moderate income
	Geographic area(s) affected	Urban County/Participating Cities/Consortium Jurisdiction
	Associated goal(s)	Economic Development
	Description	Economic Development refers to efforts or initiatives to promote, enhance, or stabilize business growth, create or preserve jobs, and expand the availability of goods and services.
	Basis for priority	A broad range of economic and community development efforts focused on supporting low-income individuals or communities was recognized as a priority due to the need to assist private, for-profit businesses that play a crucial role in strengthening communities through job creation and retention. The main goal of these initiatives is to expand economic opportunities, primarily for low-income individuals, in order to achieve specific performance outcomes related to either availability/accessibility or sustainability.

13	Priority need		Program Administration	
	Priority level	High		
	Population(s) served	All		
	Geographic area(s) affected	Countywide		
	Associated goal(s)	Planning, Implementation, and Management of the CDBG, HOME, and ESG Grant Programs		

	Description	Administration funding provides staffing and overall program management, coordination, monitoring, and evaluation of CDBG, HOME, and ESG.
	Basis for priority	Necessary program administration costs associated with the coordination and delivery of services to San Bernardino County residents.

SP-30 Influence of Market Conditions - 91.415, 91.215(b)

Influence of Market Conditions

Table 49 – Influence of Market Conditions

Affordable Housing Type	Market Characteristics that will influence the use of funds available for housing type
Tenant Based Rental Assistance (TBRA)	High level of cost burdens among low-income households; waiting lists for assisted housing units; and need for short-term rental assistance for homeless individuals and families transitioning to permanent housing. Currently, TBRA is provided through HUD's Section 8 Housing Choice Voucher program administered through local housing authorities. According to HUD's 2023 A Picture of Subsidized Housing data, there are 11,250 tenant-based housing choice vouchers in use in San Bernardino County (for more information, see Section NA-35). The County intends to use CDBG or HOME funds for TBRA over the next five years to increase access to affordable housing.
TBRA for Non-Homeless Special Needs	High level of cost burdens among low-income households, including non-homeless special needs populations; waiting lists for assisted housing units for seniors and people with disabilities.
New Unit Production	Age and condition of housing; waiting lists at existing assisted housing developments; high occupancy rates and rental rates; sales prices unaffordable to low/moderate income households.
Rehabilitation	Age and condition of housing; issues related to substandard housing, especially for low-income renters; need for home repairs for seniors and other homeowners, including lead-based paint remediation.
Acquisition, including preservation	Subsidized housing developments anticipated to age out of their affordability period; age, condition, and availability of multifamily properties suitable for acquisition/rehabilitation; vacant/hazardous buildings identified through code enforcement.

SP-35 Anticipated Resources - 91.420(b), 91.215(a)(4), 91.220(c)(1,2)

Introduction

Entitlement grant resources totaling approximately \$10,207,180 are expected during the next program year (July 1, 2025 – June 30, 2026) and will be used by the County and participating cities to address obstacles, to meet underserved needs, foster decent housing, develop institutional structures, and to enhance coordination between public and private housing and social service agencies. The results of these activities will be reported in the Consolidated Annual Performance and Evaluation Report (CAPER) to be published in September 2026.

Program	Source of Funds	Uses of Funds	Expected Amount Available Year 1				Expected Amount Available Remainder of ConPlan	Narrative Description
			Annual Allocation:	Program Income:	Prior Year Resources:	Total:		
CDBG	Public - federal	Acquisition Admin and Planning Economic Development Housing Public Improvements Public Services	\$6,686,990	\$0	\$246,592	\$6,933,582	\$25,410,562	The amount expected to be available in years 2-5 of the Con Plan is estimated at 95% of the 2025 allocation multiplied by 4 years.
HOME	Public - federal	Acquisition Homebuyer Assistance Homeowner Rehab Multifamily Rental Rehab Multifamily Rental New Construction New Construction for Homeownership TBRA	\$2,928,871	\$500,000	\$8,191,153	\$11,620,024	\$7,310,139	The amount expected to be available in years 2-5 of the Con Plan is estimated at an 18% reduction each year for the remaining four years

Program	Source of Funds	Uses of Funds	Expected Amount Available Year 1				Expected Amount Available Remainder of ConPlan	Narrative Description
			Annual Allocation:	Program Income:	Prior Year Resources:	Total:		
ESG	Public - federal	Rapid Re-Housing, Emergency shelter Street Outreach Homelessness Prevention HMIS	\$591,319	N/A	N/A	\$591,319	\$2,247,012	The amount expected to be available in years 2-5 of the Con Plan is estimated at 95% of the 2025 allocation multiplied by 4 years.

Table 50 - Anticipated Resources

Explain how federal funds will leverage those additional resources (private, state and local funds), including a description of how matching requirements will be satisfied

HOME funds are heavily leveraged through the use of gap financing. All HOME projects require matching contributions of at least 25% for each dollar of HOME funds. The County plans to meet this requirement and has met it in previous years by specifying in every HOME NOFA that a project must be far enough along in the development process for the developer to have identified and secured its primary funding sources before HOME funds can be committed. Additionally, San Bernardino County has over \$57 million of HOME match accumulated from prior year HOME projects. Matching funds will typically consist of Mental Health Services Act (MHSA) funds and Successor Agency to the former Redevelopment Agency land subsidies.

ESG funds must be matched 100%, on a dollar-for-dollar basis. San Bernardino County has met the ESG match requirement in previous years and plans to meet it for the 2025-2026 program year. ESG funds received directly from HUD are leveraged through contributions from ESG subrecipients who are selected for being well-established as homeless providers in their communities and show strong connections with multiple funding sources. The matching amounts are specified in each subrecipient's contract. Sources of match funds may include the value of any donated materials, the value of any lease on a building, any salaries paid to staff to carry out the program of the subrecipient, and/or the value of time and services contributed by volunteers to carry out the subrecipient's program.

CDBG funds are leveraged through the County's CDBG Consortium participating cities and County general fund. The CDBG allocations for each city and the County unincorporated areas are not usually enough to fund the fully needed budget of projects. Project budgets for projects in County unincorporated areas are at times supplemented with the County General Fund and various state grants. The 13 participating cities and CDBG subrecipients who contract through the cities use their city general funds, private donations, and other state grant funds. Funds may also be available to subrecipients through the following federal, state, county, and other programs:

Federal Resources

- Small Business Administration 504 Loan Program
- Economic Development Administration
- Supportive Housing Program
- Shelter Plus Program
- Veterans Affairs Supporting Housing
- HUD Section 202 Program

- Family Self-Sufficiency (FSS) Program
- Neighborhood Stabilization Program 1
- Neighborhood Stabilization Program 3

State Resources

- State Housing Rehabilitation Program
- Emergency Solutions Program – Federal
- State First-Time Homebuyer Program
- No Place Like Home Program
- Low Income Housing Tax Credits (LIHTC)
- Local Early Action Planning (LEAP) Grants
- State Emergency Solutions Grant (Federal and State funds)

Local Resources

- Tax Exempt Industrial Development Bond Financing
- Taxable Development Bond Program
- Equipment Only Purchase Program
- Multifamily Mortgage Revenue Bond Program

Other Resources

- Affordable Housing Program (AHP)

If appropriate, describe publicly owned land or property located within the jurisdiction that may be used to address the needs identified in the plan

The County will not use any publicly owned land or property located within the jurisdiction to address needs identified in this plan.

SP-40 Institutional Delivery Structure - 91.415, 91.215(k)

Explain the institutional structure through which the jurisdiction will carry out its consolidated plan including private industry, non-profit organizations, and public institutions.

Table 51 - Institutional Delivery Structure

Responsible Entity	Responsible Entity Type	Role	Geographic Area Served
San Bernardino County	Government	<ul style="list-style-type: none"> Economic Development Homelessness Non-homeless Special Needs Ownership Rental Planning Neighborhood Improvements Public Facilities Public Services 	Jurisdiction
Housing Authority of the County of San Bernardino	PHA	<ul style="list-style-type: none"> Public Housing Ownership Rental 	Jurisdiction
San Bernardino County Office of Homeless Services/ San Bernardino County Homeless Partnership	Government/ Continuum of Care	<ul style="list-style-type: none"> Homelessness Public Services 	Jurisdiction
Inland Fair Housing and Mediation Board	Non-profit Organizations	<ul style="list-style-type: none"> Public Services 	Jurisdiction

Responsible Entity	Responsible Entity Type	Role	Geographic Area Served
San Bernardino County Department of Public Health	Government	<ul style="list-style-type: none"> Homelessness Public Services 	Jurisdiction
San Bernardino County Workforce Development Board	Government	<ul style="list-style-type: none"> Economic Development 	Jurisdiction
City of Adelanto	Government	<ul style="list-style-type: none"> Non-homeless special needs Neighborhood Improvements Public Facilities Public Services 	Jurisdiction
City of Barstow	Government	<ul style="list-style-type: none"> Non-homeless special needs Neighborhood Improvements Public Facilities Public Services 	Jurisdiction
City of Big Bear Lake	Government	<ul style="list-style-type: none"> Non-homeless special needs Neighborhood Improvements Public Facilities Public Services 	Jurisdiction
City of Colton	Government	<ul style="list-style-type: none"> Non-homeless special needs Neighborhood Improvements Public Facilities 	Jurisdiction

Responsible Entity	Responsible Entity Type	Role	Geographic Area Served
		<ul style="list-style-type: none"> Public Services 	
City of Grand Terrace	Government	<ul style="list-style-type: none"> Non-homeless special needs Neighborhood Improvements Public Facilities Public Services 	Jurisdiction
City of Highland	Government	<ul style="list-style-type: none"> Non-homeless special needs Neighborhood Improvements Public Facilities Public Services 	Jurisdiction
City of Loma Linda	Government	<ul style="list-style-type: none"> Non-homeless special needs Neighborhood Improvements Public Facilities Public Services 	Jurisdiction
City of Montclair	Government	<ul style="list-style-type: none"> Non-homeless special needs Neighborhood Improvements Public Facilities Public Services 	Jurisdiction
City of Needles	Government	<ul style="list-style-type: none"> Non-homeless special needs 	Jurisdiction

Responsible Entity	Responsible Entity Type	Role	Geographic Area Served
		<ul style="list-style-type: none"> • Neighborhood Improvements • Public Facilities • Public Services 	
City of Redlands	Government	<ul style="list-style-type: none"> • Non-homeless special needs • Neighborhood Improvements • Public Facilities • Public Services 	Jurisdiction
City of Twentynine Palms	Government	<ul style="list-style-type: none"> • Non-homeless special needs • Neighborhood Improvements • Public Facilities • Public Services 	Jurisdiction
City of Yucaipa	Government	<ul style="list-style-type: none"> • Non-homeless special needs • Neighborhood Improvements • Public Facilities • Public Services 	Jurisdiction
Town of Yucca Valley	Government	<ul style="list-style-type: none"> • Non-homeless special needs • Neighborhood Improvements • Public Facilities • Public Services 	Jurisdiction

Responsible Entity	Responsible Entity Type	Role	Geographic Area Served
Inland Fair Housing and Mediation Board (IFHMB)	Non-profit Organizations	<ul style="list-style-type: none"> Public Services 	Region

Assess of Strengths and Gaps in the Institutional Delivery System

San Bernardino County's service delivery system is characterized by several key strengths: a fully operational Coordinated Entry System that standardizes outreach, assessment, prioritization, and referrals; robust public-private partnerships that leverage ESG funds for prevention, rapid rehousing, emergency shelter, and data-driven case management; close collaboration with behavioral health and nonprofit agencies to deliver mental health services and tailored support; and a comprehensive, well-resourced Continuum of Care guided by a strong strategic plan. The most notable gaps include an insufficient supply of affordable and permanent supportive housing units, prohibitive costs associated with housing development and operations, restrictive funding source requirements that limit long-term rental and subsidy availability, and lingering infrastructure and process bottlenecks that impede full system integration and slow connections to permanent housing.

Availability of services targeted to homeless persons and persons with HIV and mainstream services

Table 52 - Homeless Prevention Services Summary

Homelessness Prevention Services	Available in the Community	Targeted to Homeless	Targeted to People with HIV
Homelessness Prevention Services			
Counseling/Advocacy	X	X	X
Legal Assistance	X	X	
Mortgage Assistance	X		
Rental Assistance	X	X	X
Utilities Assistance	X	X	X
Street Outreach Services			
Law Enforcement	X	X	
Mobile Clinics	X	X	X
Other Street Outreach Services	X	X	
Supportive Services			
Alcohol & Drug Abuse	X	X	X
Child Care	X	X	

Education	X	X	X
Employment and Employment Training	X	X	
Healthcare	X	X	X
HIV/AIDS	X	X	X
Life Skills	X	X	X
Mental Health Counseling	X	X	X
Transportation	X	X	X
Other			
Other			

Describe how the service delivery system including, but not limited to, the services listed above meet the needs of homeless persons (particularly chronically homeless individuals and families, families with children, veterans and their families, and unaccompanied youth)

San Bernardino County partners with the San Bernardino County Homeless Partnership and a variety of agencies and organizations to provide services to the homeless. San Bernardino County uses ESG funds for outreach, rapid rehousing, emergency shelter, homelessness prevention, and data collection and analysis. Housing providers and street outreach workers seek to access homeless persons and guide them to appropriate services. As described in Section MA-30, housing providers in the county work closely with the San Bernardino County Department of Behavioral Health and nonprofit organizations to provide mental health services and case management. The County will also continue to provide information and training to the service providers on how their staff can assist clients in accessing mainstream benefits.

The San Bernardino County Homeless Partnership has developed a coordinated entry process that standardizes the access, assessment, prioritization, and referral procedure for all people across all participating providers in the San Bernardino City and County CoC. By dialing the 3-digit calling code, 2-1-1, callers are connected to a live, bilingual homeless assistance call specialist who provides assessment and streamlines access to homeless assistance services, screens applicants for eligibility for these and other programs, and assesses needs to determine appropriate interventions for individuals and families. Coordinated referrals are made with a thorough understanding of all programs, including their specific requirements, target population, offered services, and bed availability. This approach means that homeless and at-risk of homelessness individuals and families are identified early, screened, and connected with the most appropriate intervention or best match possible that addresses their immediate needs.

Describe the strengths and gaps of the service delivery system for special needs population and persons experiencing homelessness, including, but not limited to, the services listed above

San Bernardino County works with its partners in the community to collaborate on projects to ensure that individuals and families who are chronically homeless are housed and provided with necessary supportive

services. The collaborating agencies will coordinate funding and resources to make additional permanent housing beds available for the chronically homeless community. Efforts include increasing outreach to chronically homeless individuals and families, increasing homelessness prevention, increasing permanent supportive housing, and streamlining the assessment and referral process. The County has also worked with the Continuum of Care in efforts to improve the Coordinated Entry System, which uses housing coordinators to assess individuals and families for intake or diversion and identify, match, and refer them to available housing and other resources.

The County's service delivery system has many strengths such as: 1) a fully functional and operable Coordinated Entry System (CES); 2) the ability to connect clients to multiple providers and services utilizing a proven coordinated system; 3) the ability to offer a comprehensive system of care and provide tailored services based upon client needs; 4) the provision of full-service care ranging from light touch to intensive case management; 5) the success of public/private partnerships which allow the strategic alignment, layering and leveraging of services and resources to serve a greater number of clients; and, 6) its efficacy in housing the most vulnerable and difficult to house clients who face various barriers and challenges to permanent housing.

There are some identified gaps in the service delivery system; some are financially driven, and others are systems/process-driven. However, the most salient are: 1) lack of available housing units that are affordable to the persons being served; 2) lack of available permanent support housing units for those who are the most vulnerable persons who require a full gamut of services to maintain their housing and sufficiency; 3) the cost to construct/develop housing for persons experiencing homelessness; 4) limitations imposed by funding sources; 5) lack of available resources for long-term rental and operating subsidies required to house special need populations; and inadequate infrastructure to have a fully integrated and properly coordinated system of care.

Provide a summary of the strategy for overcoming gaps in the institutional structure and service delivery system for carrying out a strategy to address priority needs

Understanding the impacts on service provision and the successful delivery of homeless services, the County is undertaking various routes to address and overcome the gaps in the delivery system, system-wide. The County recently partnered with a Technical Assistance (TA) consultant to evaluate the CES because of its integral role in the service delivery system. The TA analyzed and evaluated the CES system and provided some recommendations for systemic, procedural, and infrastructure improvements that could be made to increase the efficiencies and effectiveness of the system. The recommendations are premised on streamlining processes, reducing bottlenecks, and faster connecting clients to services with the goal of reducing the time between first contact to permanent housing. Improving the CES, as the foundation of the delivery system, is one of the County's top concerns.

To address some of the other systemic gaps, most of which are financial, impacting the ability to meet the supply of affordable and permanent supportive housing units with the demand, the County is exploring various options of how to: properly layer existing resources to provide services while providing housing units, reduce housing unit production costs; creatively fund costs that are not typically covered by typical

funding sources (i.e. operating and rental subsidies). The County is also currently exploring the introduction of innovative and creative housing solutions. The county is working to identify alternative housing types with low production costs such as tiny homes, adaptive reuse models, shared housing options, and modular homes, as options to mitigate the impact of inadequate housing supply.

SP-45 Goals - 91.415, 91.215(a)(4)

Goals Summary Information

Table 53 – Goals Summary

	Goal Name	Start Year	End Year	Category	Geographic Area	Needs Addressed	Funding	Goal Outcome Indicator
1	Enhance Community Infrastructure and Facilities	2025	2030	Non-housing community development Non-Homeless Special Needs	Countywide	Public Facilities & Infrastructure	CDBG: \$20,664,649	Public Facility or Infrastructure Activities other than Low/Moderate Income Housing Benefit: 3,000,000 persons assisted
2	Fund New and Existing Public Service Activities	2025	2030	Non-housing community development Non-Homeless Special Needs	Countywide	Public Services	CDBG: \$3,665,465	Public service activities other than Low/Moderate Income Housing Benefit: 150,000 persons assisted
3	Construct New Affordable Rental Housing Units	2025	2030	Affordable housing	Countywide	Affordable Rental Housing	HOME: \$14,406,262	Rental units constructed: 57 housing units
4	Rehabilitate Affordable Rental Housing Units	2025	2030	Affordable housing	Countywide	Rental Housing Preservation	HOME: \$250,000	Rental units rehabilitated: 4 housing units
5	Construct New Affordable Housing for Homeownership	2025	2030	Affordable housing	Countywide	Affordable Homeownership	HOME: \$250,000	Homeowner Housing Added: 1 housing unit.
6	Rehabilitate Homeowner Housing Units	2025	2030	Affordable housing	Countywide	Homeowner Housing Preservation	HOME: \$750,000	Homeowner Housing Rehabilitated: 14 housing units
7	Assist Homebuyers with Down Payment Assistance	2025	2030	Affordable housing	Countywide	Homeownership Assistance	HOME: \$250,000	Direct Financial Assistance to Homebuyers: 15 households assisted.
8	Provide Tenant-Based	2025	2030	Homeless	Countywide	Tenant-Based Rental	HOME:	Tenant-based rental

	Goal Name	Start Year	End Year	Category	Geographic Area	Needs Addressed	Funding	Goal Outcome Indicator
	Rental Assistance to LMI Households			Affordable housing Non-homeless special needs		Assistance	\$2,000,000	assistance /Rapid Rehousing: 75 households assisted
9	Provide Homelessness Prevention and Resources	2025	2030	Homeless	Countywide	Homelessness Prevention	ESG: \$2,625,457	Rapid Rehousing: 625 households assisted Homeless Person Overnight/Emergency Shelter: 1000 persons assisted Homelessness Prevention: 200 persons assisted
10	Promote Fair Housing	2025	2030	Fair Housing	Countywide	Fair Housing	CDBG: \$481,463	Fair Housing Public service activities other than Low/Moderate Income Housing Benefit: 10,000 persons assisted
11	Expand Code Enforcement Efforts	2025	2030	Code Enforcement	Countywide	Code Enforcement & Blight Reduction	CDBG: \$844,400	Code Enforcement: 258,725 persons

	Goal Name	Start Year	End Year	Category	Geographic Area	Needs Addressed	Funding	Goal Outcome Indicator
12	Economic Development	2025	2030	Business/Jobs	Countywide	Economic Development	CDBG: \$268,657	Jobs created/retained: 20 jobs
13	Planning, Implementation, and Management of CDBG, HOME, and ESG Programs	2025	2030	Other: Administration	Countywide	Program Administration	CDBG: \$6,419,510 HOME: \$1,023,901 ESG: \$212,874	Other

Goal Descriptions

Goal Name	Goal Description
Enhance Community Infrastructure and Facilities	<p>The objective of this goal is to fund public facility improvements in unincorporated San Bernardino County and Participating Cities that primarily benefit low-income households, persons with special needs, and vulnerable populations. This includes improvements to a range of facilities such as senior centers, neighborhood centers, youth centers, childcare centers, health facilities, handicapped centers, facilities for abused and neglected children, parks and recreational spaces, and other community facilities.</p> <p>Additionally, funding will support non-housing community development projects that address critical public health and safety concerns. This encompasses infrastructure improvements, including water and sewer system upgrades, flood and drainage enhancements, sidewalks, street improvements, and other necessary public infrastructure projects. These improvements aim to create a safer, more accessible environment for the community while addressing essential needs.</p>
Fund New and Existing Public Service Activities	<p>The primary focus of this goal is funding projects within Participating Cities that address the public service needs of low-income individuals and households, as well as those with special needs. Specifically, it aims to support projects that provide:</p> <ul style="list-style-type: none"> • Recreational activities, educational opportunities, and job skills development for youth. • Supportive services for low- and moderate-income households and individuals with special needs. • Job training, continuing education, and employment services designed to help low- and moderate-income individuals obtain stable employment. <p>By supporting these initiatives, the goal is to enhance economic opportunities, improve quality of life, and foster</p>

Goal Name	Goal Description
	greater self-sufficiency among disadvantaged individuals and families within the County.
Construct New Affordable Rental Housing Units	Address the county's shortage of affordable rental housing by developing new units that cater to low- and moderate-income families, seniors, and individuals with disabilities. The initiative will ensure long-term affordability and help stabilize housing costs for vulnerable populations. The use of HOME funds, in combination with other leverage funds, such as the County's \$12 million in HOME-ARP or its annual allocation of PLHA funds, can allow for the creation of new affordable communities and units within the County, that incorporate vulnerable populations.
Rehabilitate Affordable Rental Housing Units	Preserve and improve existing and naturally occurring affordable rental housing stock through rehabilitation and energy efficiency upgrades. By maintaining these units, the county aims to ensure safe, decent, and affordable housing for low-income households while preventing displacement. Under this goal, the County can either directly or in partnership with local developers and local public agencies, pursue the acquisition and rehabilitation of existing rental housing units, including abandoned, foreclosed, and blighted properties. Neighborhood Stabilization Program funds are also available as leverage funding, increasing the potential number of units that can be rehabilitated under this goal.
Construct New Affordable Housing for Homeownership	The objective is to increase homeownership opportunities for low- and moderate-income families and seniors who have been priced out of the local market. The County's goal is to accomplish this program through the construction of affordable single-family homes through partnerships with local non-profits and local public agencies. This effort will provide pathways to financial stability and wealth-building for first-time homebuyers. Permanent Local Housing Allocation funds are also available as leverage funding for this goal, making it possible to incorporate workforce

Goal Name	Goal Description
	housing to remove blight, foster sustainable communities, and stabilize communities.-
Rehabilitate Homeowner Housing Units	Provide financial assistance for critical repairs and energy efficiency improvements to help low-income homeowners preserve their homes. The focus is on enhancing the safety, sustainability, and affordability of aging homes, with a priority on serving veterans, seniors, and disabled residents.
Assist Homebuyers with Down Payment Assistance	Support low- and moderate-income families in overcoming financial barriers to homeownership by providing financial assistance for down payments and closing costs for the purpose of increasing homeownership rates to foster a more sustainable and prosperous community.
Provide Tenant-Based Rental Assistance to LMI Households	This initiative aims to prevent homelessness and support housing stability by offering short-term rental assistance to individuals and families facing housing crises. The program provides critical support to those transitioning from homelessness to permanent housing.
Provide Homelessness Prevention and Resources	<p>The goal is to expand comprehensive support for individuals at risk of or experiencing homelessness through emergency shelter expansion, rental assistance, and supportive services to achieve long-term housing stability.</p> <p>Homelessness activities provide services exclusively to persons who are homeless or at risk of homelessness. The primary objective of these homeless activities is to assist individuals and families in gaining stable housing after experiencing homelessness or a housing crisis by providing appropriate housing and service solutions grounded in best practices.</p>
Expand Code Enforcement Efforts	This goal focuses on conducting enhanced code enforcement activities in eligible low- and moderate-income (LMI) areas. The primary purpose of these activities is to improve public safety and the overall quality of life through fair enforcement of laws and codes. This will be achieved through collaboration with communities and in coordination

Goal Name	Goal Description
	<p>with both private and publicly-funded improvements, rehabilitation, and other services.</p> <p>The CDBG-funded code enforcement will focus on addressing dangerous and substandard structures, zoning violations, and other critical health and safety concerns. These efforts aim to reduce hazards, eliminate blight, and promote healthier, safer living environments for residents in the targeted areas.</p>
Economic Development	<p>Provide a wide variety of economic and community development initiatives aimed at supporting low-income individuals or communities to assist private, for-profit businesses that are essential for strengthening communities through job creation and retention. Local economic growth is stimulated through the development of Affordable Housing projects by increasing consumer spending and attracting business, leading to job creation and economic development.</p>
Promote Fair Housing	<p>This goal ensures equal access to housing for all individuals, regardless of their background or circumstances. It aims to promote fair housing through the following key actions:</p> <ul style="list-style-type: none"> • Accessibility improvements to ensure that housing is accessible to people with disabilities, including modifications to homes and public facilities. • Fair housing enforcement to ensure compliance with fair housing laws and address discrimination in housing practices. • Education to raise awareness about fair housing rights and provide resources for individuals to recognize and report discrimination. <p>By promoting fair housing, this goal seeks to eliminate barriers to housing opportunities and foster inclusive, diverse communities where all individuals have equal access to safe and affordable housing.</p>

Goal Name	Goal Description
Planning, Implementation, and Management of CDBG, HOME, and ESG Programs	<p>This goal concentrates on securing funding for the planning, administration, and management of the CDBG, HOME, and ESG programs, as well as other housing, community development, and homelessness-related initiatives. Key components of this goal include:</p> <ul style="list-style-type: none"> • Planning and coordination to ensure the effective design and implementation of programs. • Administration and management of the programs to ensure compliance with all regulations and efficient use of resources. • Support for other related programs aimed at addressing housing needs, community development, and homelessness. <p>By providing a solid administrative foundation, this goal aims to ensure that the programs are successfully implemented and effectively address the needs of the community while maintaining accountability and maximizing impact.</p>

Estimate the number of extremely low-income, low-income, and moderate-income families to whom the jurisdiction will provide affordable housing as defined by HOME 91.315(b)(2)

The County will construct 57 HOME restricted units and will rehabilitate 4 units that will all be affordable to low-income and very low-income households. The County will partner toward the development of 1 newly constructed homeownership unit and rehabilitate 14 homeowner units that are affordable to moderate-income or low-income families. HOME funds will be used to assist 15 Low- and Moderate-Income households with downpayment assistance and will provide Tenant Based Rental Assistance to 75 households, primarily for households with extremely low income. TBRA will be used to serve households with special needs and those who are experiencing homelessness.

SP-50 Public Housing Accessibility and Involvement - 91.415, 91.215(c)

Need to Increase the Number of Accessible Units (if Required by a Section 504 Voluntary Compliance Agreement)

HACSB will carry out modifications needed in public housing based on the Section 504 Needs Assessment. For all new federally assisted developments, the requirement is that 5% of the total development is to be accessible units.

Activities to Increase Resident Involvements

The HACSB offers several ongoing programs to help residents become more involved in management and participate in homeownership. HACSB offers a Family Self-Sufficiency (FSS) program for its residents, which allows participants to save a portion of their income in escrow toward the family's departure from public housing. Residents in the Term-Limited Lease Assistance program have access to employment services and career mentoring through the HACSB's Career Development Initiatives department. The department assigns families to a caseworker who assists the family with creating and implementing a career plan. The HACSB partners with the County's Workforce Development and Transitional Assistance Departments to provide job training and placement for residents. Residents enrolled in school may also apply quarterly for scholarships through the HACSB. The HACSB plans to provide development-centered employment programs for residents, in such fields as green/sustainable building and property management, using Section 3 funding. Finally, residents may also participate on the Resident Advisory Board, which reviews the annual Moving to Work plans and provides comments.

Is the public housing agency designated as troubled under 24 CFR part 902?

No

Plan to remove the 'troubled' designation

N/A

SP-55 Strategic Plan Barriers to Affordable Housing - 91.415, 91.215(h)

Barriers to Affordable Housing

San Bernardino County's updated Housing Element (2022) identifies several goals related to barriers to housing affordability and residential investment. San Bernardino County recognizes the need to further support the development of a diverse range of housing types in sufficient quantity, location, and affordability levels that meet the lifestyle needs of both current and future residents, including those with special needs. The County acknowledges the importance of an efficient administrative process that balances the timely review of residential projects with a commitment to quality design, environmental review, and planning. There is also a need to foster neighborhoods that protect the health, safety, and welfare of the community while enhancing public and private efforts to maintain, reinvest in, and upgrade the existing housing stock. Additionally, the County emphasizes the need for the development, maintenance, modernization, and preservation of affordable housing, along with providing assistance, where feasible, for residents to rent or purchase adequate housing. Supporting equal housing opportunities for all individuals, regardless of race, age, religion, sex, marital status, disability status, ancestry, national origin, or color, is a priority. This includes offering support for fair housing services, facilitating the production of new income-restricted housing, targeting rental assistance for lower-income households in high-resource areas, and encouraging the development of transitional and permanent supportive housing to serve special needs groups.

The Housing Element (2022) also identifies factors contributing to fair housing issues in the County. San Bernardino County faces several challenges in its efforts to provide affordable housing. There is a lack of variety in housing types, limiting options for residents with different needs. Program 4 study found that Short-term rental housing, may have an impact on the long-term ownership and rental housing market in Joshua Tree. Residential opposition to new developments, particularly in high-resource areas, often discourages investments from developers that could otherwise result in affordable housing units. Additionally, residents in census tracts with numerous housing opportunity sites experience high rates of linguistic isolation, which can prevent them from understanding fair housing issues, reporting violations, and participating in public discussions on proposed development projects. Furthermore, residents across the western Valley region, both in incorporated and unincorporated areas, are exposed to higher levels of air pollution due to activities associated with local and regional logistics operations, including those along freeways, roads, and near warehouses and distribution facilities.

San Bernardino County's 2025 Analysis of Impediments to Fair Housing Choice (AI) identifies housing affordability and access as significant barriers to fair housing choice. Contributing factors to these challenges include the limited construction of affordable housing, a lack of variety in housing types, and the need for rehabilitation and repair of older housing units. The Housing Authority also faces difficulties in placing housing vouchers, with long waitlists and extended placement timeframes. Many landlords refuse to rent to voucher holders, further exacerbating the issue. Additionally, NIMBYism (Not In My

Backyard) often prevents the approval of new developments. Access to homeownership and mortgage loans is limited for Black households, while Black and Hispanic households, low-income renters, and people with disabilities face disproportionately high rates of housing needs. Publicly supported housing also exhibits a disproportionately high share of Black households and a disproportionately low share of Hispanic households.

Survey respondents echoed these concerns related to housing affordability and access, noting a particular need for assistance with purchasing homes/ downpayment assistance and grants to improve affordable rental housing/ apartments. Development of housing for specific populations, such as seniors and people with disabilities, and new construction of affordable rental units were also identified as high-level needs.

Strategy to Remove or Ameliorate the Barriers to Affordable Housing

The County's 2025 Analysis of Impediments to Fair Housing Choice identifies several strategies to address barriers to housing affordability and access, including:

San Bernardino County will continue to utilize the Housing Development Fund, CDBG, and HOME funds to increase and maintain the availability of high-quality, affordable rental housing through new construction and rehabilitation. The County will also explore options such as affordable housing bonds, development fees, and other funding mechanisms to support the Housing Development Fund.

For developers proposing Low-Income Housing Tax Credit (LIHTC) projects in areas with access to key community resources or experiencing a loss of affordable rental units, San Bernardino County will work closely with developers to increase the competitiveness of their applications. This may include providing letters of support, offering data and information, gap financing, and other forms of assistance. Additionally, the County will continue to review the Annual Qualified Allocation Plans issued by the California Tax Credit Allocation Committee to identify local policies or actions that may positively impact developers' applications. San Bernardino County will also consider partnering with Community Land Trusts to support the development of permanently affordable housing options.

The County will also continue to use CDBG, HOME, and other funding sources to support housing rehabilitation and repair for low-income homeowners. In addition, San Bernardino County completed Program 4 of the Housing Element through the Short-Term Rental Study which reviewed the impact of Short-Term rentals on local communities and was provided to the Board of Supervisors for approval on June 11, 2024. The report acknowledged that Short-Term rentals did have an impact on the long-term ownership and rental housing market in the Joshua Tree area and referenced several potential measures including enhanced homeownership and rental assistance initiatives, preservation of income-restricted housing units, and promoting the development of income-restricted housing projects and ADU's. The report also cited data showing the height of the impact of Short-Term rentals occurred during or just after the height of the COVID-19 pandemic and that data showed a slight reduction in the total number of Short-Term rental units in 2024 in many of the affected regions in the County. Also, the report discussed that many of the Short-Term rental units within several of the affected regions, aside from Joshua Tree, were new units, and were unlikely to have led to the displacement of existing residents.

San Bernardino County will develop educational programs to raise awareness about affordable and workforce housing among residents. The County will expand first-time homebuyer assistance and education programs and provide pre-application assistance to increase the likelihood of securing loans. Outreach will be conducted with local lenders to address disparities in homeownership rates and lending access. The County will also expand housing rehabilitation and repair programs for low-income homeowners and renters.

To improve accessibility, San Bernardino County will work to increase the number of affordable, accessible units through the expansion of Section 202, Section 811, or other funding sources. The County will support programs that help people with disabilities make accessibility modifications to their homes. Housing stability services, such as eviction prevention, rental assistance, and legal aid, will also be supported. The County will periodically review and update publicly supported housing program procedures to ensure they are free from language and cultural barriers. Additionally, San Bernardino County will partner with community organizations to conduct targeted outreach to underrepresented populations about these programs.

SP-60 Homelessness Strategy - 91.415, 91.215(d)

Describe how the jurisdiction's strategic plan goals contribute to:

Reaching out to homeless persons (especially unsheltered persons) and assessing their individual needs

San Bernardino County is an active member of the San Bernardino County Homeless Partnership (the San Bernardino City and County Continuum of Care). The goals of this strategic plan align with the goals developed as part of the Continuum of Care's planning and evaluation processes focused on addressing homelessness in San Bernardino County. Recommendations for outreach and engagement from San Bernardino County Community Revitalization's Homeless Strategic Plan, "Homeless to Home: Roadmap to Self-sufficiency include:

- Housing the Most at Risk
- Increasing Shelter Capacity
- System Improvements

These goals are reflected in the strategic plan goals of this Consolidated Plan. Additionally, as part of the plans used to address some of the gaps in the delivery system, the County will be realigning processes related to the coordination of services, including how street outreach and engagement are conducted and coordinated. During the next ConPlan cycle, the County will be exploring options of centralizing some services within disciplines for better coordination through CES.

Addressing the emergency and transitional housing needs of homeless persons

Recommendations for addressing emergency and transitional housing needs of persons experiencing homelessness included in the San Bernardino County Homeless Partnership's "Recalibrating for Results: A Three-Year Evaluation of the 2009–2019 San Bernardino County 10-Year Strategy to End Homelessness" include:

- Need to ensure that homeless persons and persons at-risk of becoming homeless obtain all mainstream resources for which they are eligible.
- Need to require all homeless service providers who receive public agency funds for homeless services to participate in HMIS
- Improving the use and workflow of CES to increase access to homeless service providers by clients through the timely and effective connection to services.

These goals are reflected in the strategic plan goals of this Consolidated Plan.

The County funds emergency and transitional housing and related service providers through the Emergency Solutions Grants program, which provides rapid rehousing, shelter operations, and shelter-related services, including case management. In 2025, the county's ESG program will receive ESG funds to support rapid rehousing, shelter operations, and shelter services.

Additional service providers addressing the emergency and transitional housing needs of homeless persons in San Bernardino County include the San Bernardino County Transitional Assistance Department, Mercy House, Salvation Army, the Time for Change Foundation, Catholic Charities, Desert Manna, Desert Sanctuary, Lutheran Social Services of Southern California, Community Action Partnership of San Bernardino County and House of Ruth, among others.

Helping homeless persons (especially chronically homeless individuals and families, families with children, veterans and their families, and unaccompanied youth) make the transition to permanent housing and independent living, including shortening the period of time that individuals and families experience homelessness, facilitating access for homeless individuals and families to affordable housing units, and preventing individuals and families who were recently homeless from becoming homeless again.

San Bernardino County and the San Bernardino County Homeless Partnership support a Housing First model that prioritizes permanent housing and offers case management and other support services. Multiple organizations and agencies provide services to support people experiencing homelessness in transitioning to permanent housing, including permanent supportive housing and rapid rehousing services. These include the San Bernardino County Housing Authority, the Time for Change Foundation, Lighthouse Social Services, Lutheran Social Services of Southern California, New Hope Village, Inc., U.S. Veterans, Inc., Step Up on Second Street, Knowledge and Education for Your Success (KEYS), and Inland Valley Hope Partners, among others.

Recommendations for addressing emergency and transitional housing needs of persons experiencing homelessness included in the San Bernardino County Homeless Partnership's "Recalibrating for Results: A Three Year Evaluation of the 2009–2019 San Bernardino County 10-Year Strategy to End Homelessness" include:

- Need to adopt and implement a Housing First model
- Need to obtain Shelter Plus Care certificates that assist homeless individuals and families with mental disabilities, chronic substance abuse, and/or infected with HIV/AIDS by providing long-term affordable rental housing and a broad range of supportive services and treatment.
- Need to develop more permanent supportive housing beds to serve the chronically homeless population. These beds will serve homeless individuals and families with mental disabilities, chronic substance abuse, and/or infected with HIV/AIDS with long-term affordable rental housing and a broad range of on-site and/or off-site supportive services.

- Need to support local Housing Authorities to obtain VASH Vouchers that help homeless veterans and their immediate families find and maintain affordable, safe, and permanent housing in the community by combining rental assistance from HUD with case management and clinical services provided by the Department of Veteran Affairs (VA) through its medical centers and other community locations.
- Need to implement a rapid re-housing strategy that helps any at-risk households that become homeless to move as quickly as possible back into housing by receiving social service support and short-term financial assistance for the first month's rent, security deposit, and moving costs.
- Need to increase homeless prevention resources and services that will help more households remain in their housing by alleviating the problems that place them at-risk of becoming homeless and that such assistance is more effective and efficiently delivered to households within the stability of their own housing;
- Need to increase financial resources for rental and utility assistance to households that are most likely to become homeless if not for this assistance.
- Need to implement a community outreach and education campaign that raises awareness about households at-risk of becoming homeless and provides information about resources available through homeless prevention programs. This effort should leverage the 2-1-1 System for easy access where appropriate.
- Need to increase the supply of permanent affordable housing for extremely low, very low, and low-income families and individuals
- Need to remove barriers to employment to increase opportunities for employment in order to obtain and maintain permanent housing
- Need to provide a comprehensive service approach to workforce development for youth ages 16 – 24
- Need a clear vision about how permanent supportive housing units for persons experiencing homelessness can be rolled into other developments to increase the allocation of units regionally
- Need for supportive service dollars with permanent supportive housing- \$3500 to \$7000 per unit per year to come with the units for supportive services

Over the next five years, the County will continue to support homeless service providers, funders, and stakeholders who recognize the need to shift focus and resources to long-term, permanent housing in order to end homelessness. The County will fund organizations that provide case management and

housing navigation services to assist homeless individuals and families, including those staying in emergency shelters, make the transition to permanent housing and prevent returns to homelessness.

Help low-income individuals and families avoid becoming homeless, especially extremely low-income individuals and families who are likely to become homeless after being discharged from a publicly funded institution or system of care, or who are receiving assistance from public and private agencies that address housing, health, social services, employment, education or youth needs

Housing and service providers in San Bernardino County work together to prevent homelessness in populations who are vulnerable to or at risk of homelessness. These groups include extremely low-income individuals and families, people discharged from institutions, and those receiving assistance from agencies addressing a variety of needs, such as housing, health, social services, education, or youth needs. Resources to prevent homelessness in San Bernardino County include:

- Catholic Charities, Inland Temporary Homes, Inland Valley Hope Partners, Knowledge and Education for Your Success (KEYS), Lighthouse Social Services, Community Action Partnership of San Bernardino County, Family Service Association of Redlands, High Desert Homeless, U.S. Veterans, Inc., Water of Life Community Church, and Lutheran Social Services of Southern California provide Rapid Rehousing services and other homelessness prevention assistance.

Recommendations for addressing emergency and transitional housing needs of persons experiencing homelessness included in the San Bernardino County Homeless Partnership’s “Recalibrating for Results: A Three-Year Evaluation of the 2009–2019 San Bernardino County 10-Year Strategy to End Homelessness” include:

- Need to formalize protocols and improve the coordination of discharge planning, and
- For re-entry populations, need to support advocacy and collaboration between cities, county, and state; create infrastructure to provide quality reentry housing; research and develop “best practice” housing options; and develop comprehensive marketing and communication strategies

SP-65 Lead-based Paint Hazards - 91.415, 91.215(i)

Actions to address LBP hazards and increase access to housing without LBP hazards

San Bernardino County follows HUD's Lead Safe Housing Rule requirements in all of its federally funded affordable housing development activities. The County also provides community education to increase awareness of the potential danger of children's exposure to lead; home environmental screenings; public health nurse case management; and monitoring child health providers to ensure lead testing in high-risk children through the Childhood Lead Poisoning Prevention program.

How are the actions listed above related to the extent of lead poisoning and hazards?

Following the Lead Safe Housing Rule requirements in federally funded housing activities reduces risk of lead poisoning and hazards. The Lead Safe Housing Rule is designed to reduce hazards relating to lead-based paint in housing, which include irreversible health effects, brain and nervous system damage, reduced intelligence, and learning disabilities. Children, pregnant women, and workers are most at risk of experiencing negative health effects resulting from exposure to lead-based paint hazards. More than 20 million homes built before 1978 contain lead-based paint hazards. For these reasons, it is vital that San Bernardino County reduce lead-based paint hazards in all federally funded housing activities.

How are the actions listed above integrated into housing policies and procedures?

San Bernardino County integrates Lead Safe Housing Rule requirements into housing policies and procedures by administering the Childhood Lead Poisoning Prevention program, as described above, and following HUD's Lead Safe Housing Rule requirements in all of the County's federally funded affordable housing development activities.

SP-70 Anti-Poverty Strategy - 91.415, 91.215(j)

Jurisdiction Goals, Programs and Policies for reducing the number of Poverty-Level Families

According to the 2018-2022 American Community Survey 5-year estimates, San Bernardino County's poverty rate is estimated at 13.8 percent, which is above the statewide poverty rate of 12.1 percent. The county has overall decreased in poverty since the 2013-2017 5-year estimates, which estimated poverty in the county at 18.7 percent.

The San Bernardino Countywide Vision, the Community Vital Signs Community Transformation Plan (2024-2029), the County General Plan (2020), and the Department of Public Health Strategic Plan (2024-2026) detail goals for reducing poverty in San Bernardino County, including:

Economic and Workforce Development

- Addressing the social and economic needs of families that impact educational success.
- Educating and training the workforce for existing local career opportunities and attracting new high-demand jobs to the area.

Housing Affordability

The County's goal is to foster partnerships with the business and educational communities to enhance the housing-job balance, reducing commuter demand on highway capacity and improving overall quality of life. The County's efforts focus on increasing access to safe and affordable housing for all residents, decreasing homelessness, and reducing the percentage of households spending more than 30% of their income on housing. The County advocates for the development and strategic placement of diverse housing types, densities, and affordability levels, tailored to the unique needs and opportunities of each community. Energy conservation techniques and upgrades are encouraged in the construction and rehabilitation of housing to lower life-cycle costs. The County prioritizes the rehabilitation, repair, and improvement of single-family, multifamily, and mobile homes while addressing substandard housing through available loan and grant programs. Preserving publicly assisted and multi-family housing units at risk of losing affordability is a key focus, as is advancing fair housing by combating discrimination, providing education and enforcement services, and removing barriers to equal housing opportunities. To address homelessness, we coordinate a comprehensive countywide network of services, emphasizing transitional and permanent supportive housing solutions for homeless and near-homeless individuals and families, including those who are chronically homeless.

Other

- Increase access to behavioral health services.
- We support the provision of adequate and fiscally sustainable public services, infrastructure, open space, nonmotorized transportation routes, and public safety for neighborhoods in the unincorporated area.

- We collaborate with other public agencies, not-for-profit organizations, community groups, and private developers to improve the physical and built environment in which people live. We do so by improving such things as walkability, bicycle infrastructure, transit facilities, universal design, safe routes to school, indoor and outdoor air quality, gardens, green space and open space, and access to parks and recreation amenities.
- Improve access to healthy foods
- Improve access to open space, parks, trails, and recreation
- Expand scope of services to ensure availability
- Improve the availability, use, quality, and integration of health services

How are the Jurisdiction poverty reducing goals, programs, and policies coordinated with this affordable housing plan?

The affordable housing, workforce development, and homelessness programs detailed in this plan aim to support the achievement of the housing and economic development goals in San Bernardino County.

To combat poverty and reduce the number of poverty-level families, the County has devoted resources to increasing access to affordable housing, including tenant-based rental assistance, housing counseling, fair housing education and assistance, and support of the work of Community Housing Development Organizations.

San Bernardino County also combats poverty through funding public services programs, including youth and senior services, services to assist low-income residents, emergency assistance and homelessness prevention, case management, supportive housing, emergency shelter, meals, transportation services, and workforce development.

The San Bernardino County Workforce Development Board provides support in all aspects of employment, including skills assessment, identifying career paths, resume assistance, interview preparation, and training program navigation. This Plan continues to identify economic development as a goal for the CDBG program. The County will continue to fund workforce development services to assist individuals in obtaining employment.

In addition to economic development programs, many homelessness programs and homeless service providers also address expanded employment opportunities as an avenue for combating poverty. High Desert Homeless Services, for example, provides GED preparation, computer literacy training, resume-building training, online application assistance to various employment websites, and money management and financial budgeting seminars. Programs aimed at educating youth and young adults, or illiterate adults, also combat poverty by developing skills that will allow residents to secure better jobs at higher wages. This plan also calls for continued support for workforce development programs and case management services that connect individuals with employment opportunities while also supporting individuals in meeting other needs, such as housing and supportive services.

SP-80 Monitoring - 91.230

Describe the standards and procedures that the jurisdiction will use to monitor activities carried out in furtherance of the plan and will use to ensure long-term compliance with requirements of the programs involved, including minority business outreach and the comprehensive planning requirements

Performance monitoring is an important component in the long-term success of this Consolidated Plan. As the County agency responsible for administering the HUD Entitlement programs (Community Development Block Grant – CDBG, HOME, Emergency Solutions Grant – ESG, and Neighborhood Stabilization Program – NSP), the Department of Community Development and Housing (CDH) monitors all programs and activities receiving funds from these grants.

CDH is responsible for developing standards and procedures for ensuring that the investment of HUD Entitlement grant funds addresses the purposes of the applicable authorization and appropriations legislation and regulations. The Department provides oversight to ensure that funds are disbursed in a timely fashion in compliance with HUD-established deadlines.

CDH has developed a monitoring system that ensures that the activities carried out in furtherance of the Plan goals/objectives/strategies are performed in accordance with all applicable laws, regulations, and policies. The CDH monitoring system is also designed to evaluate the management systems and accounting practices employed by entities receiving the County’s HUD Entitlement grant funds and/or Program Income.

The monitoring system incorporates measurement standards and methods into the processes for awarding funds, allocating resources to programs and agencies, evaluating project and program implementation, and obtaining progress and completion reports from funded entities. The monitoring requirements and procedures described in this Consolidated Plan build upon existing monitoring systems and experience from administering prior year HUD grant funds and from other federal and state programs.

The Department’s standards and procedures for monitoring are designed to ensure that:

- Objectives are achieved as described in the authorizing legislation for the Community Development Block Grant Program (CDBG), HOME Program, Emergency Solutions Grant Program (ESG), and the Neighborhood Stabilization Program (NSP) and in implementing regulations, guidelines, and grant agreements issued by HUD.
- Program activities are progressing in compliance with the specifications and schedules for each program as described in written agreements executed between the County and funded entities.
- Recipients are in compliance with other applicable laws, implementing regulations, and with the requirements to affirmatively further fair housing and minimize displacement of low-income households.

- Monitoring is performed using a risk-analysis based process that is consistent with HUD guidance issued for local government grantees.

The Department reviews all proposed activities for eligibility under statutory and regulatory requirements and ensures that the needs for which funding is requested are identified in this Plan and each Annual Action Plan. The Consolidated Plan and the Action Plans will be monitored through the use of checklists and forms to facilitate uniform monitoring of program activities. The checklists and forms are evaluated on an ongoing basis to ensure that they address all HUD and County requirements. Part of this ongoing evaluation process also examines improvements that will make these program management tools more effective.

The Department identifies performance measures before the actual allocation of funds. Each description of projects and activities contains the specific metrics by which the project will be evaluated. The strategies presented in the Plan are accompanied by performance measures that will be employed. The performance evaluation tools that are selected are realistic and understandable to eliminate any potential ambiguity and to measure project progress in the most effective manner.

Fiscal monitoring includes the review of approved budgets, compliance with executed grant and subrecipient agreements, review and approval of payment vouchers, review of fiscal reports on a monthly basis, and a review of participating city and non-profit audits on an annual basis.

The operating procedures followed by CDH to perform monitoring are contained in a separate document prepared by the Department.

Descriptions of the monitoring process to be employed for programs and projects funded with HUD entitlement grants or program income funds follow.

Monitoring of Construction/Acquisition Project Progress

Upon completion of the environmental review process and the subsequent Release of Funds (ROF), CDH staff will implement its construction, acquisition, and clearance activities. The County may delegate environmental review to a Participating City or a County department through a Delegated Agency process. Attachments represent the foundation for ongoing project monitoring.

The attachments are:

- Description of the project/activity;
- Specific total funding allocation available for the project/activity;
- Funding portions currently released and available to expend;
- Budget categories under which the allocation will be expended;

- Identification of the entity responsible for maintenance and operation of the completed project; and,
- Delineation of specific procedures for project/activity implementation.

The following forms/reports are used for construction/acquisition monitoring:

- Construction Project Tracking Report;
- Payroll Log;
- Project Progress Letters; and,
- Participating Cities Office Visit Monitoring Form.

Monitoring of Public Service Programs

Grant funded public service programs are carried out by subrecipient non-profit agencies or by participating cities. The subrecipient contracts or delegate agency agreements (in the case of cities) represent the foundation for the ongoing monitoring of public service activities.

The contracts specify the services to be provided, the amount of grant funding to be utilized, the clientele to be served, and the reporting requirements. The contracts require quarterly reports from the subrecipients. Using these reports from subrecipients, CDH staff review program progress, the allowability of expenditures for reimbursement, and compliance with all other contract requirements. On-site monitoring visits are conducted according to the risk assessment performed to review subrecipients recordkeeping, provision of service and service facilities. The following forms/reports are used in monitoring public service programs:

- Direct Benefit Form;
- Beneficiary Qualification Statement;
- Monitoring List of Community Based Organizations under Contract; and,
- Community Based Organization Office Monitoring Visit Form.

Monitoring of Continuing Eligibility of Capital Equipment and Facilities

Monitoring of the eligibility of equipment and facilities during acquisition or construction is conducted under the project implementation stage of the County's housing and community development program. Upon project completion, the ongoing eligibility is governed by the maintenance and operation agreement in effect for the project. To monitor compliance, the project is logged onto a master listing of projects to be monitored. The time for compliance is noted along with information about the project.

As a condition of receiving HOME funds, recipients agree to maintain all HOME-assisted units as affordable housing and in compliance with Housing Quality Standards (HQS) or the County's established standards or as established by HUD standards. A site visit to determine compliance shall be conducted no less than once every three years. Under the HOME Program, each CHDO shall be recertified annually as a part of the monitoring process. The review for the recertification will include, among other things, a review of the Board of Directors, capability of current staff, review of financial statements, mission statements, and review of past and current projects. The County understands that monitoring the Consolidated Plan and the annual activities must be carried out regularly to ensure that statutory and regulatory requirements are met.

The scheduling of monitoring activities is controlled from this list and a monitoring schedule listing. The County will update the monitoring guidelines as required by HUD. The following forms/reports are used in monitoring continuing eligibility:

- Contract Monitoring Report;
- Monitoring Schedule;
- Procedures for On-Site Monitoring of Facilities;
- Equipment and Vehicles;
- On-Site Monitoring Form;
- Eligible and Ineligible Uses Listing;
- Review of Public Facilities/Equipment Use Certification;
- Public Facility Certification Form, Equipment Certification; and,
- Direct Benefit Certification and the Income Statement.

EXPECTED RESOURCES

AP-15 Expected Resources - 91.420(b), 91.220(c)(1,2)

Introduction

Entitlement grant resources totaling approximately \$10,207,180 million are expected during the next program year (July 1, 2025 – June 30, 2026) and will be used by the County and participating cities to address obstacles, meet underserved needs, foster decent housing, develop institutional structures, and to enhance coordination between public and private housing and social service agencies. The results of these activities will be reported in the Consolidated Annual Performance and Evaluation Report (CAPER) to be published in September 2026.

Anticipated Resources

Table 54 - Expected Resources – Priority Table

	Source of Funds	Uses of Funds	Expected Amount Available Year 1				Expected Amount Available Remainder of ConPlan	Narrative Description
			Annual Allocation:	Program Income:	Prior Year Resources:	Total:		
CDBG	Public - federal	TBD	\$6,686,990	\$0	\$246,592	\$6,933,582	\$25,410,562	Anticipated funding will include Entitlement grant funds, program income, and prior year resources. The amount expected to be available in years 2-5 of the ConPlan is estimated at 95% of the 2025 allocation multiplied by 4 years.
HOME	Public - federal	TBD	\$2,928,871	\$500,000	\$8,191,153	\$11,620,024	\$7,310,139	Anticipated funding will include Entitlement grant funds, program income, and prior year resources. The amount expected to be available in years 2-5 of the ConPlan is estimated at 82% of the 2025 allocation multiplied by 4 years
ESG	Public - federal	TBD	\$591,319	N/A	N/A	\$591,319	\$2,247,012	Anticipated funding will include Entitlement grant funds, program income, and prior year resources. The amount expected to be available in years 2-5 of the ConPlan is estimated at 95% of the 2025 allocation multiplied by 4 years.

Explain how federal funds will leverage those additional resources (private, state and local funds), including a description of how matching requirements will be satisfied

The success of HOME funded projects relies heavily on combining public and private funding. To ensure adequate financial support, most HOME projects require layered funding. Potential funding sources that can be combined with HOME funds include Limited Partnership Tax Credit Equity, California Housing Financing Agency, and Federal HOME Loan Bank Affordable Housing Program funds, as well as private and local funding.

All HOME projects require matching contributions of at least 25% for each dollar of HOME funds. The County is committed to meeting this requirement and has consistently done so in previous years. To ensure compliance, HOME NOFA specifies that projects must sufficiently advance in the development process, with developers having to identify and secure their primary funding sources before HOME funds can be committed. Additionally, San Bernardino County has over \$57 million of excess HOME match credit accumulated from prior year HOME projects. Matching funds will typically consist of Mental Health Services Act (MHSA) funds, Permanent Local Housing Allocation (PLHA), and Successor Agency to the former Redevelopment Agency land subsidies.

ESG funds must be matched 100%, meaning on a dollar-for-dollar basis. San Bernardino County has met the ESG match requirement in previous years and plans to meet it for the 2025-2026 program year. ESG funds received directly from HUD are leveraged through contributions from ESG subrecipients who are selected for being well established as homeless providers in their communities and show strong connections with multiple funding sources. The matching amounts are specified in each subrecipient's contract. Sources of match funds may include the value of any donated materials, the value of any lease on a building, any salaries paid to staff to carry out the program of the subrecipient, and/or the value of time and services contributed by volunteers to carry out the subrecipient's program.

CDBG funds are leveraged through the County's CDBG Consortium participating cities and County general fund. The CDBG allocations for each city and the County unincorporated areas are not usually enough to fund the full needed budget of projects. Project budgets for projects in County unincorporated areas are at times supplemented with County General Funds and various state grants. The 13 participating cities and CDBG subrecipients who contract through the cities use their city general funds, private donations, and other state grant funds. Funds may also be available to subrecipients through the following federal, state, county and other programs:

Federal Resources

- Small Business Administration 504 Loan Program
- Economic Development Administration
- Supportive Housing Program
- Shelter Plus Program

- Veterans Affairs Supporting Housing Program (VASH)
- HUD Section 202 Program
- Family Self-Sufficiency (FSS) Program
- National Housing Trust (HTF)

Neighborhood Stabilization Program 1

- Neighborhood Stabilization Program 3

State Resources

- State Housing Rehabilitation Program
- Emergency Solutions Program – Federal
- State First-Time Homebuyer Program
- Low Income Housing Tax Credits (LIHTC)
- Local Early Action Planning (LEAP) Grants
- State Emergency Solutions Grant (Federal and State funds)

Local Resources

- Tax Exempt Industrial Development Bond Financing
- Taxable Development Bond Program
- Equipment Only Purchase Program
- Multifamily Mortgage Revenue Bond Program

Other Resources

- Affordable Housing Program (AHP)

If appropriate, describe publicly owned land or property located within the jurisdiction that may be used to address the needs identified in the plan.

The County will not use any publicly owned land or property located within the jurisdiction to address the needs identified in this plan.

ANNUAL GOALS AND OBJECTIVES

AP-20 Annual Goals and Objectives - 91.420, 91.220(c)(3)&(e)

Goals Summary Information

Table 55 – Goals Summary

Sort Order	Goal Name	Start Year	End Year	Category	Geographic Area	Needs Addressed	Funding	Goal Outcome Indicator
1	Enhance Community Infrastructure and Facilities	2025	2030	Non-housing community development Non-Homeless Special Needs	County-wide	Public Facilities & Infrastructure	CDBG: \$4,511,323	Public Facility or Infrastructure Activities other than Low/Moderate Income Housing Benefit: 594,445 persons assisted
2	Fund New and Existing Public Service Activities	2025	2030	Non-housing community development Non-Homeless Special Needs	County-wide	Public Services	CDBG: \$800,214	Public service activities other than Low/Moderate Income Housing Benefit: 20,199 persons assisted
3	Construct New Affordable Rental Housing Units	2025	2030	Affordable housing	County-wide	Affordable Rental Housing	HOME: \$8,327,137	HOME restricted units: 34 Rental units
4	Rehabilitate Homeowner Housing Units	2025	2030	Affordable housing	County-wide	Homeowner Housing Preservation	HOME: \$750,000	Homeowner Housing Rehabilitated: 14 housing unit
5	Assist Homebuyers with	2025	2030	Affordable housing	County-wide	Homeownership Assistance	HOME: \$250,000	Direct Financial Assistance to

Sort Order	Goal Name	Start Year	End Year	Category	Geographic Area	Needs Addressed	Funding	Goal Outcome Indicator
	Down Payment Assistance							Homebuyers: 8 households assisted
6	Provide Tenant-Based Rental Assistance to LMI Households	2025	2030	Homeless Affordable housing Non-homeless special needs	County-wide	Tenant-Based Rental Assistance	HOME: \$2,000,000	Tenant-based rental assistance / Rapid Rehousing: 75 households assisted.
7	Provide Homelessness Prevention and Resources	2025	2030	Homeless	County-wide	Homelessness Prevention	ESG: \$529,791	Rapid Rehousing: 98 households assisted Homeless Person Overnight Shelter: 141 persons assisted Street Outreach: 131 persons assisted Homelessness Prevention: 25 persons assisted
8	Promote Fair Housing	2025	2030	Fair Housing	County-wide	Fair Housing	CDBG: \$100,305	Fair Housing Public service activities Benefit: 2,075 persons assisted
9	Expand Code Enforcement Efforts	2025	2030	Non-housing community development	County-wide	Code Enforcement & Blight Reduction Activities	CDBG: \$184,342	Code Enforcement: 51,745 persons
10	Planning, Implementation, and Management of the CDBG,	2025	2030	Administration	County-wide	Program Administration	CDBG: \$1,337,398 HOME: \$292,887	Other

Sort Order	Goal Name	Start Year	End Year	Category	Geographic Area	Needs Addressed	Funding	Goal Outcome Indicator
	HOME, and ESG Grant Programs						ESG: \$44,349	

Goal Descriptions

Goal Name	Goal Description
Enhance Community Infrastructure and Facilities	<p>The objective of this goal is to fund public facility improvements in unincorporated San Bernardino County and Participating Cities that primarily benefit low-income households, persons with special needs, and vulnerable populations. This includes improvements to a range of facilities such as senior centers, neighborhood centers, youth centers, childcare centers, health facilities, handicapped centers, facilities for abused and neglected children, parks and recreational spaces, and other community facilities.</p> <p>Additionally, funding will support non-housing community development projects that address critical public health and safety concerns. This encompasses infrastructure improvements, including water and sewer system upgrades, flood and drainage enhancements, sidewalks, street improvements, and other necessary public infrastructure projects. These improvements aim to create a safer, more accessible environment for the community while addressing essential needs.</p>
Fund New and Existing Public Service Activities	<p>The primary focus of this goal is funding projects within Participating Cities that address the public service needs of low-income individuals and households, as well as those with special needs. Specifically, it aims to support projects that provide:</p> <ul style="list-style-type: none"> • Recreational activities, educational opportunities, and job skills development for youth. • Supportive services for low- and moderate-income households and individuals with special needs. • Job training, continuing education, and employment services designed to help low- and moderate-income individuals obtain stable employment. <p>By supporting these initiatives, the goal is to enhance economic opportunities, improve quality of life, and foster greater self-sufficiency among disadvantaged individuals and families within the County.</p>

Goal Name	Goal Description
Construct New Affordable Rental Housing Units	Address the County's shortage of affordable rental housing by developing new units that cater to low- and moderate-income families, seniors, and individuals with disabilities. The initiative will ensure long-term affordability and help stabilize housing costs for vulnerable populations. The use of HOME funds with other leverage funds, such as the County's \$12 million in HOME-ARP or its annual allocation of PLHA funds can allow for the further incorporation of vulnerable populations within future affordable communities developed within the County.
Rehabilitate Affordable Rental Housing Units	Preserve and improve existing and naturally occurring affordable rental housing stock through rehabilitation and energy efficiency upgrades. By maintaining these units, the county aims to ensure safe, decent, and affordable housing for low-income households while preventing displacement. Under this goal the County can directly, or in partnership with local developers and other local public agencies, pursue the acquisition and rehabilitation of existing rental housing units, including abandoned, foreclosed, and blighted properties.
Construct New Affordable Housing for Homeownership	The objective is to increase homeownership opportunities for low- and moderate-income families through the construction of affordable single-family homes. This effort will provide pathways to financial stability and wealth-building for first-time homebuyers. This can include workforce housing.
Rehabilitate Homeowner Housing Units	Provide financial assistance for critical repairs and energy efficiency improvements to help low-income homeowners preserve their homes. The focus is on enhancing the safety, sustainability, and affordability of aging homes, benefiting elderly and disabled residents in particular.
Assist Homebuyers with Down Payment Assistance	Support low- and moderate-income families in overcoming financial barriers to homeownership by providing financial assistance for down payments and closing costs for the purpose of increasing homeownership rates and promoting neighborhood stability.
Provide Tenant-Based Rental Assistance to LMI Households	This initiative aims to prevent homelessness and support housing stability by offering short-term rental assistance to individuals and families facing housing crises. The program

Goal Name	Goal Description
	provides critical support to those transitioning from homelessness to permanent housing.
Provide Homelessness Prevention and Resources	<p>The goal is to expand comprehensive support for individuals at risk of or experiencing homelessness through emergency shelter expansion, rental assistance, and supportive services to achieve long-term housing stability.</p> <p>Homelessness activities provide services exclusively to persons who are homeless or at risk of homelessness. The primary objective of these homeless activities is to assist individuals and families in gaining stable housing after experiencing homelessness or a housing crisis by providing appropriate housing and service solutions grounded in best practices.</p>
Promote Fair Housing	The goal is to provide a public service activity to include offering financial literacy, consumer education, and raising awareness about predatory lending and housing scams. In addition, fair housing education services are provided to help residents, community organizations, and housing providers understand their rights and responsibilities under fair housing laws. Another important component of these activities is educating the community on the value of supporting affordable housing and promoting greater acceptance of affordable housing initiatives.
Expand Code Enforcement Efforts	This goal focuses on conducting enhanced code enforcement activities in eligible low- and moderate-income (LMI) areas. The primary purpose of these activities is to improve public safety and the overall quality of life through fair enforcement of laws and codes. The CDBG-funded code enforcement will focus on addressing dangerous and substandard structures, zoning violations, and other critical health and safety concerns. These efforts aim to reduce hazards, eliminate blight, and promote healthier, safer living environments for residents in the targeted areas.
Planning, implementation, and management of the CDBG, HOME, and ESG grant programs	The Goal is to provide administration funding for staffing and overall program management, coordination, monitoring, and evaluation of CDBG, HOME, and ESG.

ANNUAL GOALS AND OBJECTIVES

AP-35 Projects - 91.420, 91.220(d)

Introduction

Table 56 – Project Information

#	Project Name
1	Adelanto: Construction of Bellflower Park
2	Adelanto: Food Distribution - High Desert Outreach Center
3	Adelanto: Clearpath Foundation Health Care
4	Adelanto: Emergency Assistance Program - Community Health Action Network
5	Barstow: Lillian Park - Parking, Paths, and Shade Improvements
6	Barstow: New Hope Village - Housing & Services
7	Barstow: Desert Manna Food Re-distribution
8	Barstow: High Desert Care Package on Wheels
9	Barstow: Growing Outreach Growing Opportunities (GOGO)
10	Big Bear Lake: Village Accessibility Improvements - Phase II
11	Colton: Alley Paving and Improvements Project
12	Colton: After School Programs - Art Thompson Teen Center
13	Colton: Homeless Solutions Program
14	Colton: Adult Literacy & Youth Homework Assistance Program
15	Grand Terrace: Management Analyst – Senior Services Coordinator for Grand Terrace
16	Grand Terrace: Senior Meals Program - Family Service Association
17	Grand Terrace: Adult Literacy Program
18	Grand Terrace: Girls on the Run
19	Highland: Street Rehabilitation - 11th and Sparks Streets
20	Highland: Neighborhood Revitalization - Code Enforcement
21	Highland: Youth Recreation - Central Little League
22	Highland: Senior Center Services and Programs
23	Highland: Highland Family YMCA Scholarships
24	Highland: Adult Literacy Program
25	Loma Linda: ADA Sidewalk Improvements and ADA Ramps
26	Loma Linda: Girls on the Run

#	Project Name
27	Loma Linda: Adult Literacy Program
28	Montclair: Historic Reeder Ranch Barn Replacement
29	Montclair: Enhanced Code Enforcement
30	Montclair: Graffiti Abatement
31	Montclair: Senior Transportation - Golden Express Services
32	Needles: Dial-A-Ride - Transportation Services
33	Redlands: Sylvan Park Restroom Replacement and ADA Improvements Project
34	Redlands: Housing and Food Program - Family SA of Redlands
35	Redlands: Boys and Girls Club - Family Strengthening Program
36	Redlands: Girls on the Run
37	Redlands: Supportive Services for Victims of Violence - Partners Against Violence
38	Redlands: YMCA of the East Valley - Legal Services
39	Twentynine Palms: Luckie Park Activity Center Parking Lot Improvements
40	Yucaipa: Community Park ADA Path and Multi-Use Train Improvements
41	Yucaipa: Case Management - Family Service Association of Redlands
42	Yucaipa: Girls on the Run
43	Yucaipa: Supportive Services for Victims of Violence - Partners Against Violence
44	Yucaipa: Adult Literacy Program
45	Yucca Valley: Senior Center Improvements
46	County: North Barstow Area – ADA Curb Cuts and Ramps
47	County: Unincorporated South Fontana - ADA Curb Cuts and Ramps Phase II
48	County: Yucca Vally Fire Engine - Station 41
49	County: Cucamonga-Guasti Regional Park Fishing Doc ADA Improvements
50	County: South San Bernardino - ADA Curb Cuts, Ramps. & Storm Drain Improv.
51	Countywide: Pilot - Workforce Services for Shelter Residents
52	Countywide: Mobile Dental Clinic for Underserved Areas (Partnership with Public Health)
53	Countywide: Fair Housing Services
54	Countywide: Tenant Landlord Mediation Services
55	Countywide: CDBG Program Administration
56	HOME: Highland Senior Apartments Housing
57	HOME: Bloomington Grove Phase IV
58	HOME: Down Payment Assistance Program

#	Project Name
59	HOME: Tenant Based Rental Assistance (TBRA) Program
60	HOME: Rehabilitation of Homeowner Housing
61	HOME: Construction of Affordable Rental Housing
62	Countywide: HOME Program Administration
63	Countywide: ESG Administration and Activities

Describe the reasons for allocation priorities and any obstacles to addressing underserved needs

The County uses a set of established priorities to determine how to allocate CPD funds. These priorities are based on several criteria, including the identified need; its urgency; cost effectiveness; eligibility of activities and programs; funding program limitations; capacity and authority for implementing actions; consistency with countywide goals, policies, and efforts; identified gaps in service; availability of other funding sources to address specific needs; comments and correspondence from interested agencies and organizations; as well as feedback from the general public.

A primary challenge in addressing the community's needs is the substantial gap between available resources and the need for services. Despite the increase in demand for services, funding from previous grant allocations remains the same or has significantly decreased. Furthermore, the current economic environment and housing market present significant obstacles to meeting the community's needs. Rising housing costs make it difficult for low-income individuals to access affordable housing, while stagnant incomes have led to an increase in the number of families and individuals requiring assistance. The County aims to make the most of its CDBG, HOME, and ESG funds to help meet underserved communities' needs. Furthermore, the County collaborates with public and private organizations to reinforce federal funds and increase the available.

AP-38 Project Summary

Project Summary Information

1	County Log #	ADEL25CN-012		
	Project Name	Adelanto: Construction of Bellflower Park		
	Target Area	Participating Cities		
	Goals Supported	Enhance Community Infrastructure and Facilities		
	Needs Addressed	Public Facilities & Infrastructure		
	Funding	Prior Year: \$77,632	Current Year: FY 2025-26: \$298,073	Total: \$375,705
	Description	Construction - The City of Adelanto will fund the construction of Bellflower Park. The project will include walking paths, lighting, bicycle parking racks, benches, picnic shelters & tables, drinking fountains, shade structures, playground space, a splash pad, an athletic court (basketball court), compacting trash receptacles, and restrooms. 31,470 residents, of whom 20,545 are low/mod income, will benefit from this new park. The total project budget is \$375,705. \$347,577 will be used by the City of Adelanto for project implementation. \$28,148 will be used to support Activity Delivery Costs incurred by San Bernardino County.		
	Target Date	6/30/2026		
	Estimate the number and type of families that will benefit from the proposed activities	An estimated 31,470 residents in low- and moderate-income areas of the city will benefit.		
	Location Description	Bellflower Street and Chamberlain Way, Adelanto, CA 92301		
	Planned Activities	CDBG funds will be used for park construction, including recreational amenities and lighting.		
	Contingency	Funding is subject to change based on final HUD allocation.		

2	County Log #	ADEL25PS-054		
	Project Name	Adelanto: Food Distribution - High Desert Outreach Center		
	Target Area	Participating Cities		
	Goals Supported	Fund New and Existing Public Service Activities		
	Needs Addressed	Public Services		
	Funding	Prior Year: \$0	Current Year FY 2025-26: \$27,302	Total: \$27,302
	Description	Public Service - High Desert Outreach Center (HDOC), under contract with the City of Adelanto, will provide Community Food Distribution, emergency food assistance, and referral to local resources to approximately 160 low- and moderate-income individuals in Adelanto and the surrounding areas. The total project budget is \$27,302. \$25,178 will be used by the City of Adelanto for project implementation. \$2,124 will be used to support Activity Delivery Costs incurred by San Bernardino County.		
	Target Date	6/30/2026		
	Estimate the number and type of families that will benefit from the proposed activities	An estimated 160 low- and moderate-income individuals will benefit		
	Location Description	11423 Chamberlaine Way. Adelanto, CA 92301		
	Planned Activities	CDBG funds will be used to provide food distribution, emergency assistance, and resource referrals.		
	Contingency	Funding is subject to change based on final HUD allocation.		

3	County Log #	ADEL25PS-017		
	Project Name	Adelanto: Clearpath Foundation Health Care		
	Target Area	Participating Cities		
	Goals Supported	Fund New and Existing Public Service Activities		
	Needs Addressed	Public Services		
	Funding	Prior Year: \$0	Current Year FY 2025-26: \$10,844	Total: \$10,844
	Description	Public Service - ClearPath Foundation, under contract with the City of Adelanto, will provide health care management to approximately 17 homeless and/or low-and moderate-income persons in the City of Adelanto. CDBG funds are to be used for one for additional staff and a vehicle. The total project budget is \$10,844. \$10,000 will be used by the City of Adelanto for project implementation. \$844 will be used to support Activity Delivery Costs incurred by San Bernardino County.		
	Target Date	6/30/2026		
	Estimate the number and type of families that will benefit from the proposed activities	An estimated 17 individuals experiencing homelessness and or at risk of homelessness will benefit.		
	Location Description	9241 Hickory Ave., Hesperia, CA 92345		
	Planned Activities	CDBG funds will support healthcare management for individuals experiencing homelessness and those with low-and moderate incomes.		
	Contingency	Funding is subject to change based on final HUD allocation.		

4	County Log #	ADEL25PS-027		
	Project Name	Adelanto: Emergency Assistance Program - Community Health Action Network		
	Target Area	Participating Cities		
	Goals Supported	Fund New and Existing Public Service Activities		
	Needs Addressed	Public Services		
	Funding	Prior Year: \$0	Current Year FY 2025-26: \$10,844	Total: \$10,844
	Description	Public Service - Community Health Action Network (CHAN), under contract with the City of Adelanto, will provide the Emergency Assistance Program to assist approximately 14 low- and moderate-income households in the City of Adelanto with temporary payments (not to exceed 3 months) of their utility bills due to financial hardship. The total project budget is \$10,844. \$10,000 will be used by the City of Adelanto for project implementation. \$844 will be used to support Activity Delivery Costs incurred by San Bernardino County.		
	Target Date	6/30/2026		
	Estimate the number and type of families that will benefit from the proposed activities	An estimated 14 low- and moderate-income households will benefit.		
	Location Description	15000 7th Street, Suite 208G Victorville, CA 92395		
	Planned Activities	CDBG funds will provide temporary utility payments to low- and moderate-income households.		
	Contingency	Funding is subject to change based on final HUD allocation.		

5	County Log #	BARS25CN-013		
	Project Name	Barstow: Lillian Park - Parking, Paths, and Shade Improvements		
	Target Area	Participating Cities		
	Goals Supported	Enhance Community Infrastructure and Facilities		
	Needs Addressed	Public Facilities & Infrastructure		
	Funding	Prior Year: \$0	Current Year FY 2025-26: \$232,094	Total: \$232,094
	Description	Construction - Improvements to Lillian Park will include a 20-space parking lot along the northeast side of the park to increase accessible parking, roadway resurfacing, construction of ADA-compliant pathway enhancements, and shade canopies throughout the park. 23,250 residents, of whom 14,885 are low- and moderate-income, will benefit from the improvements to this park. The total project budget is \$232,094. \$214,899 will be used by the City of Barstow for project implementation. \$17,195 will be used to support Activity Delivery Costs incurred by San Bernardino County.		
	Target Date	6/30/2026		
	Estimate the number and type of families that will benefit from the proposed activities	An estimated 23,250 residents in low- and moderate-income areas of the city will benefit.		
	Location Description	401 Adele Dr., Barstow, CA 92311		
	Planned Activities	CDBG funds will be used for park improvements, which include a parking lot, road resurfacing, ADA pathways, and shade canopies.		
	Contingency	Funding is subject to change based on final HUD allocation.		

6	County Log #	BARS25PS-007		
	Project Name	Barstow: New Hope Village - Housing & Services		
	Target Area	Participating Cities		
	Goals Supported	Fund New and Existing Public Service Activities		
	Needs Addressed	Public Services		
	Funding	Prior Year: \$0	Current Year FY 2025-26: \$9,751	Total: 9,751
	Description	Public Service - New Hope Village (NHV), under contract with the City of Barstow, will provide housing case management, life skills, and employment training to approximately 44 homeless persons in the City of Barstow. The total project budget is \$9,751. \$8,992 will be used by the City of Barstow for project implementation. \$759 will be used to support Activity Delivery Costs incurred by San Bernardino County.		
	Target Date	6/30/2026		
	Estimate the number and type of families that will benefit from the proposed activities	An estimated 44 individuals experiencing homelessness will benefit.		
	Location Description	100 W. Fredericks Street Barstow, CA 92311		
	Planned Activities	CDBG funds will be utilized for housing case management, life skills training, and employment training.		
	Contingency	Funding is subject to change based on final HUD allocation.		

7	County Log #	BARS25PS-009		
	Project Name	Barstow: Desert Manna Food Re-distribution		
	Target Area	Participating Cities		
	Goals Supported	Fund New and Existing Public Service Activities		
	Needs Addressed	Public Services		
	Funding	Prior Year: \$0	Current Year FY 2025-26: \$9,751	Total: \$9,751
	Description	Public Service - Desert Manna will provide re-distributed food to non-profit organizations and to 1,035 low- and moderate-income persons through emergency food distribution. The total project budget is \$9,751. \$8,992 will be used by the City of Barstow for project implementation. \$759 will be used to support Activity Delivery Costs incurred by San Bernardino County.		
	Target Date	6/30/2026		
	Estimate the number and type of families that will benefit from the proposed activities	An estimated 1,035 low- and moderate-income individuals will benefit.		
	Location Description	2410 Armory Rd., Barstow, CA 92311		
	Planned Activities	CDBG funds will support food distribution for individuals with low- and moderate incomes.		
	Contingency	Funding is subject to change based on final HUD allocation.		

8	County Log #	BARS25PS-010		
	Project Name	Barstow: High Desert Care Package on Wheels		
	Target Area	Participating Cities		
	Goals Supported	Fund New and Existing Public Service Activities		
	Needs Addressed	Public Services		
	Funding	Prior Year: \$0	Current Year FY 2025-26: \$9,751	Total: \$9,751
	Description	Public Service - The High Desert Care Packages on Wheels will provide blankets, clothing, jackets, shoes, and nonperishable food items to homeless individuals and families on a weekly basis. Approximately 160 homeless individuals will be served. The total project budget is \$9,751. \$8,992 will be used by the City of Barstow for project implementation. \$759 will be used to support Activity Delivery Costs incurred by San Bernardino County.		
	Target Date	6/30/2026		
	Estimate the number and type of families that will benefit from the proposed activities	An estimated 160 individuals experiencing homelessness will benefit.		
	Location Description	201 N. 1st Avenue, Suite B Barstow, CA 92311		
	Planned Activities	CDBG funds will be used to supply blankets, clothing, and food to individuals and families experiencing homelessness.		
	Contingency	Funding is subject to change based on final HUD allocation.		

9	County Log #	BARS25PS-020		
	Project Name	Barstow: Growing Outreach Growing Opportunities (GOGO)		
	Target Area	Participating Cities		
	Goals Supported	Fund New and Existing Public Service Activities		
	Needs Addressed	Public Services		
	Funding	Prior Year: \$0	Current Year FY 2025-26: \$9,751	Total: \$9,751
	Description	Public Service - Growing Outreach Growing Opportunities (GOGO), under contract with the City of Barstow, will provide street outreach and life skills training to approximately 40 homeless persons in the City of Barstow and surrounding areas. The total project budget is \$9,751. \$8,992 will be used by the City of Barstow for project implementation. \$759 will be used to support Activity Delivery Costs incurred by San Bernardino County.		
	Target Date	6/30/2026		
	Estimate the number and type of families that will benefit from the proposed activities	An estimated 40 individuals experiencing homelessness will benefit.		
	Location Description	616 E. Main St., Barstow, CA 92311		
	Planned Activities	CDBG funds will support street outreach and life skills training for individuals experiencing homelessness.		
	Contingency	Funding is subject to change based on final HUD allocation.		

10	County Log #	BBLK25CN-010		
	Project Name	Big Bear Lake: Village Accessibility Improvements - Phase II		
	Target Area	Participating Cities		
	Goals Supported	Enhance Community Infrastructure and Facilities		
	Needs Addressed	Public Facilities & Infrastructure		
	Funding	Prior Year: \$0	Current Year FY 2025-26: \$37,769	Total: \$37,769
	Description	Construction will consist of approximately 1,350 linear feet of construction and/or rehabilitation of new ADA-compliant sidewalk, including correction, barrier removal, ramps, truncated domes to the following sections of sidewalk in The Village at Big Bear Lake (the Village): the west side of Pine Knot Ave. from 798 Pine Knot Avenue north to Cameron Drive and the north side of Cameron Drive from Pine Knot Avenue to Indian Village Parking Lot. The project will install new ADA-accessible sidewalks and repair existing sidewalks to enhance accessibility within the Village. The total project budget is \$37,769. \$34,951 will be used by the City of Big Bear Lake for project implementation. \$2,818 will be used to support Activity Delivery Costs incurred by San Bernardino County.		
	Target Date	6/30/2026		
	Estimate the number and type of families that will benefit from the proposed activities	An estimated 219,187 individuals with disabilities will benefit.		
	Location Description	39707 Big Bear Boulevard Big Bear Lake, CA 92315		
	Planned Activities	CDBG funds will be used to construct ADA-compliant sidewalks, ramps, and barriers to improve accessibility.		
	Contingency	Funding is subject to change based on final HUD allocation.		

11	County Log #	COLT25CN-005		
	Project Name	Colton: Alley Paving and Improvements Project		
	Target Area	Participating Cities		
	Goals Supported	Enhance Community Infrastructure and Facilities		
	Needs Addressed	Public Facilities & Infrastructure		
	Funding	Prior Year: \$0	Current Year FY 2025-26: \$358,001	Total: \$358,001
	Description	Eligible Construction - These alley locations are within the low-and moderate-income target areas for the City of Colton and are primarily residential neighborhoods. This project will serve 4,575 residents, of whom 3,355 are low- and moderate-income in the City of Colton. The total project budget is \$358,001. \$331,478 will be used by the City of Colton for project implementation. \$26,523 will be used to support Activity Delivery Costs incurred by San Bernardino County.		
	Target Date	6/30/2026		
	Estimate the number and type of families that will benefit from the proposed activities	An estimated 4,575 residents in low- and moderate-income areas of the city will benefit.		
	Location Description	650 N. La Cadena Drive Colton, CA 92324		
	Planned Activities	CDBG funds will be utilized for alley road improvements in various low- and moderate-income areas of the city.		
	Contingency	Funding is subject to change based on final HUD allocation.		

12	County Log #	COLT25PS-014		
	Project Name	Colton: After School Programs - Art Thompson Teen Center		
	Target Area	Participating Cities		
	Goals Supported	Fund New and Existing Public Service Activities		
	Needs Addressed	Public Services		
	Funding	Prior Year: \$0	Current Year FY 2025-26: \$17,112	Total: \$17,112
	Description	Public Service - The City of Colton Community Services Department will provide tutoring, recreation, and empowerment programs to approximately 65 youth from low- and moderate-income households. The total project budget is \$17,112. \$15,781 will be used by the City of Colton for project implementation. \$1,331 will be used to support Activity Delivery Costs incurred by San Bernardino County.		
	Target Date	6/30/2026		
	Estimate the number and type of families that will benefit from the proposed activities	An estimated 65 youth from low- and moderate-income households.		
	Location Description	650 N. La Cadena Drive Colton, CA 92324		
	Planned Activities	Funds will provide after-school tutoring and recreational programs		
	Contingency	Funding is subject to change based on final HUD allocation.		

13	County Log #	COLT25PS-015		
	Project Name	Colton: Homeless Solutions Program		
	Target Area	Participating Cities		
	Goals Supported	Fund New and Existing Public Service Activities		
	Needs Addressed	Public Services		
	Funding	Prior Year: \$0	Current Year FY 2025-26: \$22,446	Total: \$22,446
	Description	Public Service - The City of Colton Community Services Department will provide food, clothing, and connections to resources to support approximately 150 individuals who are homeless or at risk of homelessness. The total project budget is \$22,446. \$20,700 will be used by the City of Colton for project implementation. \$1,746 will be used to support Activity Delivery Costs incurred by San Bernardino County.		
	Target Date	6/30/2026		
	Estimate the number and type of families that will benefit from the proposed activities	An estimated 150 individuals who are experiencing homelessness or at risk of homelessness will benefit.		
	Location Description	650 N. La Cadena Drive Colton, CA 92324		
	Planned Activities	CDBG funds will provide food, clothing, and resource referrals to individuals experiencing homelessness or those at risk of becoming homeless.		
	Contingency	Funding is subject to change based on final HUD allocation.		

14	County Log #	COLT25PS-016		
	Project Name	Colton: Adult Literacy & Youth Homework Assistance Program		
	Target Area	Participating Cities		
	Goals Supported	Fund New and Existing Public Service Activities		
	Needs Addressed	Public Services		
	Funding	Prior Year: \$0	Current Year FY 2025-26: \$20,603	Total: \$20,603
	Description	Public Service - The City of Colton Community Services Department will provide adult literacy services, resources, training, family literacy, basic skills instruction, and after-school homework assistance to approximately 60 low- and moderate-income persons. The total project budget is \$20,603. \$19,000 will be used by the City of Colton for project implementation. \$1,603 will be used to support Activity Delivery Costs incurred by San Bernardino County.		
	Target Date	6/30/2026		
	Estimate the number and type of families that will benefit from the proposed activities	An estimated 60 low- and moderate-income individuals will benefit.		
	Location Description	650 N. La Cadena Drive Colton, CA 92324		
	Planned Activities	CDBG funds will support adult literacy programs and after-school homework assistance for low- and moderate-income residents.		
	Contingency	Funding is subject to change based on final HUD allocation.		

15	County Log #	GRAN25PS-005		
	Project Name	Grand Terrace: Senior Services Coordinator		
	Target Area	Participating Cities		
	Goals Supported	Fund New and Existing Public Service Activities		
	Needs Addressed	Public Services		
	Funding	Prior Year: \$16,370	Current Year FY 2025-26: \$59,536	Total: \$75,906
	Description	Public Service - The City of Grand Terrace will take over the day-to-day operations of the Grand Terrace Senior Center by funding a Senior Services Coordinator position with CDBG funds. The coordinator will oversee daily operations and facilitate the center's established programming. The position will support the expansion of programs, including the coordination of volunteers to support these established programs, while introducing new activities aimed at promoting physical activity and social engagement. The total project budget is \$75,906. \$70,000 will be used by the City of Grand Terrace for project implementation. \$5,906 will be used to support Activity Delivery Costs incurred by San Bernardino County.		
	Target Date	6/30/2026		
	Estimate the number and type of families that will benefit from the proposed activities	An estimated 215 presumed low- and moderate-income seniors will benefit.		
	Location Description	22795 Barton Rd., Grand Terrace, CA 92313		
	Planned Activities	CDBG funds will support a Senior Services Coordinator to oversee the operations of the Senior Center.		
	Contingency	Funding is subject to change based on final HUD allocation.		

16	County Log #	GRAN25PS-035		
	Project Name	Grand Terrace: Senior Meals Program - Family Service Association		
	Target Area	Participating Cities		
	Goals Supported	Fund New and Existing Public Service Activities		
	Needs Addressed	Public Services		
	Funding	Prior Year: \$10,000	Current Year FY 2025-26: \$844	Total: \$10,844
	Description	Public Service - Family Service Association to provide a senior congregate and mobile meals program to approximately 155 seniors in the City of Grand Terrace through its Senior Center. CDBG funds will be used for personnel costs and consumable supplies. The total project budget is \$10,844. \$10,000 will be used by the City of Grand Terrace for project implementation. \$844 will be used to support Activity Delivery Costs incurred by San Bernardino County.		
	Target Date	6/30/2026		
	Estimate the number and type of families that will benefit from the proposed activities	An estimated 155 presumed low- and moderate-income seniors will benefit.		
	Location Description	22795 Barton Rd., Grand Terrace, CA 92313		
	Planned Activities	CDBG funds will be used to provide congregate and mobile meals to senior residents.		
	Contingency	Funding is subject to change based on final HUD allocation.		

17	County Log #	GRAN25PS-042		
	Project Name	Grand Terrace: Girls on the Run		
	Target Area	Participating Cities		
	Goals Supported	Fund New and Existing Public Service Activities		
	Needs Addressed	Public Services		
	Funding	Prior Year: \$10,000	Current Year FY 2025-26: \$844	Total: \$10,844
	Description	Public Service - Girls on the Run, under contract with the City of Grand Terrace, will provide an 8-10 week program designed to promote physical activity, healthy behaviors, confidence, and positive connections to approximately 40 LMI girls ages, 8-14. The funding would cover staff time to recruit, train, and support four (4) volunteer coaches, the cost of curriculum for 40 youth participants, and the cost of coordinating and hosting an end-of-season 5K event for the program graduates, coaches, and families. The total project budget is \$10,844. \$10,000 will be used by the City of Grand Terrace for project implementation. \$844 will be used to support Activity Delivery Costs incurred by San Bernardino County.		
	Target Date	6/30/2026		
	Estimate the number and type of families that will benefit from the proposed activities	An estimated 40 children from low- and moderate-income households will benefit		
	Location Description	City of Grand Terrace		
	Planned Activities	CDBG funds will support an 8-10 week youth development program and a 5K event promoting physical activity and confidence.		
	Contingency	Funding is subject to change based on final HUD allocation.		

18	County Log #	GRAN25PS-047		
	Project Name	Grand Terrace: Adult Literacy Program		
	Target Area	Participating Cities		
	Goals Supported	Fund New and Existing Public Service Activities		
	Needs Addressed	Public Services		
	Funding	Prior Year: \$10,000	Current Year FY 2025-26: \$844	Total: \$10,844
	Description	The Grand Terrace Literacy Program will provide approximately 12 low- and moderate-income residents of Grand Terrace and surrounding areas with access to individualized tutoring and one-on-one literacy instructions. Literacy services are provided free of charge to all participants enrolled in the program. CDBG funds will be used to support personnel expenses. The total project budget is \$10,844. \$10,000 will be used by the City of Grand Terrace for project implementation. \$844 will be used to support Activity Delivery Costs incurred by San Bernardino County.		
	Target Date	6/30/2026		
	Estimate the number and type of families that will benefit from the proposed activities	An estimated 12 low- and moderate-income residents will benefit.		
	Location Description	22795 Barton Rd., Grand Terrace, CA 92313		
	Planned Activities	CDBG funds will be used for one-on-one tutoring and literacy instruction to low- and moderate-income residents.		
	Contingency	Funding is subject to change based on final HUD allocation.		

19	County Log #	HIGH25CN-002		
	Project Name	Highland: Street Rehabilitation - 11th and Sparks Streets		
	Target Area	Participating Cities		
	Goals Supported	Enhance Community Infrastructure and Facilities		
	Needs Addressed	Public Facilities & Infrastructure		
	Funding	Prior Year: \$0	Current Year FY 2025-26: \$236,114	Total: \$236,114
	Description	Eligible Construction - These street locations are within the low-and moderate-income target areas for the City of Highland and are primarily residential neighborhoods. This project will serve 4,610 residents, of whom 3,880 are low- to moderate-income in the City of Highland. The total project budget is \$236,114. \$219,104 will be used by the City of Highland for project implementation. \$17,010 will be used to support Activity Delivery Costs incurred by San Bernardino County.		
	Target Date	6/30/2026		
	Estimate the number and type of families that will benefit from the proposed activities	An estimated 4,610 residents in low- and moderate-income areas of the city will benefit.		
	Location Description	27215 Base Line Highland, CA 92346		
	Planned Activities	CDBG funds will be utilized for street improvements in various low- and moderate-income areas of the city.		
	Contingency	Funding is subject to change based on final HUD allocation.		

20	County Log #	HIGH25CN-001		
	Project Name	Highland: Neighborhood Revitalization - Code Enforcement		
	Target Area	Participating Cities		
	Goals Supported	Expand Code Enforcement Efforts		
	Needs Addressed	Code Enforcement & Blight Reduction		
	Funding	Prior Year: \$0	Current Year FY 2025-26: \$130,124	Total: \$130,124
	Description	Code Enforcement - CDBG funds will be used to pay for City staff time for providing enhanced Code Enforcement activities in the City of Highland target areas. 24,815 residents, of whom 19,125 are low- to moderate-income, will benefit from increased code enforcement activities, thereby eliminating or preventing targeted areas from blighting influences. The total project budget is \$130,124. \$120,000 will be used by the City of Highland for project implementation. \$10,124 will be used to support Activity Delivery Costs incurred by San Bernardino County.		
	Target Date	6/30/2026		
	Estimate the number and type of families that will benefit from the proposed activities	An estimated 36,055 residents will benefit from code enforcement activities in targeted low-mod income areas of the City.		
	Location Description	27215 Base Line Highland, CA 92346		
	Planned Activities	CDBG funds will support enhanced code enforcement in target areas to address blight and benefit low- and moderate-income residents.		
	Contingency	Funding is subject to change based on final HUD allocation.		

21	County Log #	HIGH25PS-012		
	Project Name	Highland: Youth Recreation - Central Little League		
	Target Area	Participating Cities		
	Goals Supported	Fund New and Existing Public Service Activities		
	Needs Addressed	Public Services		
	Funding	Prior Year: \$0	Current Year FY 2025-26: \$15,181	Total: \$15,181
	Description	Public Service - The City of Highland will contract with Central Little League to provide recreation and sports team-related programs to approximately 60 children and youth (ages 3-16) from low-and moderate-income households within the City of Highland. The total project budget is \$15,181. \$14,000 will be used by the City of Highland for project implementation. \$1,181 will be used to support Activity Delivery Costs incurred by San Bernardino County.		
	Target Date	6/30/2026		
	Estimate the number and type of families that will benefit from the proposed activities	An estimated 60 children from low- and moderate-income households will benefit.		
	Location Description	7717 Church Avenue #100 Highland, CA 92346		
	Planned Activities	CDBG funds will be used to provide recreational and sports programs to low- and moderate-income youth.		
	Contingency	Funding is subject to change based on final HUD allocation.		

22	County Log #	HIGH25PS-013		
	Project Name	Highland: Senior Center Services and Programs		
	Target Area	Participating Cities		
	Goals Supported	Fund New and Existing Public Service Activities		
	Needs Addressed	Public Services		
	Funding	Prior Year: \$0	Current Year FY 2025-26: \$24,615	Total: \$24,615
	Description	Public Service - The Highland District Council on Aging, under contract with the City of Highland, will provide nutrition, educational classes, transportation assistance, sightseeing trips, and other support services to approximately 500 low-and moderate-income seniors. The total project budget is \$24,615. \$22,700 will be used by the City of Highland for project implementation. \$1,915 will be used to support Activity Delivery Costs incurred by San Bernardino County.		
	Target Date	6/30/2026		
	Estimate the number and type of families that will benefit from the proposed activities	An estimated 500 presumed low- and moderate-income seniors will benefit.		
	Location Description	3102 E. Highland Avenue Patton, CA 92369		
	Planned Activities	CDBG funds will be utilized to provide nutrition, education, transportation assistance, and support services for low- and moderate-income seniors.		
	Contingency	Funding is subject to change based on final HUD allocation.		

23	County Log #	HIGH25PS-026		
	Project Name	Highland: Highland Family YMCA Scholarships		
	Target Area	Participating Cities		
	Goals Supported	Fund New and Existing Public Service Activities		
	Needs Addressed	Public Services		
	Funding	Prior Year: \$0	Current Year FY 2025-26: \$13,074	Total: \$13,074
	Description	Public Service - The Highland Family YMCA will provide health and wellness activities such as basketball, volleyball, after-school care, and day camp to approximately 275 children from low- and moderate-income households via scholarships. The total project budget is \$13,074. \$12,057 will be used by the City of Highland for project implementation. \$1,017 will be used to support Activity Delivery Costs incurred by San Bernardino County.		
	Target Date	6/30/2026		
	Estimate the number and type of families that will benefit from the proposed activities	An estimated 275 children from low- and moderate-income households will benefit.		
	Location Description	7793 Central Avenue Highland, CA 92346		
	Planned Activities	CDBG funds will be used to provide sports, after-school care, and day camp scholarships to children from low- and moderate-income households.		
	Contingency	Funding is subject to change based on final HUD allocation.		

24	County Log #	HIGH25PS-048		
	Project Name	Highland: Adult Literacy Program		
	Target Area	Participating Cities		
	Goals Supported	Fund New and Existing Public Service Activities		
	Needs Addressed	Public Services		
	Funding	Prior Year: \$0	Current Year FY 2025-26: \$8,675	Total: \$8,675
	Description	Public Service - The Highland Literacy Program will provide approximately 35 low- and moderate-income residents of Highland and surrounding areas with access to individualized tutoring and one-on-one literacy instruction. Literacy services are provided free of charge to all participants enrolled in the program. CDBG funds will be used to support personnel expenses. The total project budget is \$8,675. \$8,000 will be used by the City of Highland for project implementation. \$675 will be used to support Activity Delivery Costs incurred by San Bernardino County.		
	Target Date	6/30/2026		
	Estimate the number and type of families that will benefit from the proposed activities	An estimated 35 low- and moderate-income residents will benefit		
	Location Description	268 W. Hospitality Lane, 3rd Floor San Bernardino, CA 92415		
	Planned Activities	CDBG funds will be used for one-on-one tutoring and literacy instruction to low- and moderate-income residents.		
	Contingency	Funding is subject to change based on final HUD allocation.		

25	County Log #	LOMA25CN-006		
	Project Name	Loma Linda: ADA Sidewalk Improvements and ADA Ramps		
	Target Area	Participating Cities		
	Goals Supported	Enhance Community Infrastructure and Facilities		
	Needs Addressed	Public Facilities & Infrastructure		
	Funding	Prior Year: \$0	Current Year FY 2025-26: \$127,556	Total: \$127,556
	Description	Construction Project - To improve the paths of travel for persons with disabilities, CDBG funds will be used to install ADA ramps and sidewalk improvements surrounding and leading up to ADA ramps, throughout the City. Approximately 1,122 Loma Linda residents with disabilities will benefit from this project. The total project budget is \$127,556. \$118,106 will be used by the City of Loma Linda for project implementation. \$9,450 will be used to support Activity Delivery Costs incurred by San Bernardino County.		
	Target Date	6/30/2026		
	Estimate the number and type of families that will benefit from the proposed activities	An estimated 1,122 residents with disabilities will benefit.		
	Location Description	25541 Barton Road, Loma Linda, CA 92354		
	Planned Activities	CDBG funds will support ADA ramp installations and sidewalk improvements to enhance accessibility throughout the city.		
	Contingency	Funding is subject to change based on final HUD allocation.		

26	County Log #	LOMA25PS-043		
	Project Name	Loma Linda: Girls on the Run		
	Target Area	Participating Cities		
	Goals Supported	Fund New and Existing Public Service Activities		
	Needs Addressed	Public Services		
	Funding	Prior Year: \$0	Current Year FY 2025-26: \$10,592	Total: \$10,592
	Description	Public Service - Girls on the Run, under contract with the City of Loma Linda, will provide an 8-10 week program designed to promote physical activity, healthy behaviors, confidence, and positive connections to approximately 40 LMI girls ages 8-14. The funding would cover staff time to recruit, train, and support four (4) volunteer coaches, the cost of curriculum for 40 youth participants, and the cost of coordinating and hosting an end-of-season 5K event for the program graduates, coaches, and families. The total project budget is \$10,592. \$9,768 will be used by the City of Loma Linda for project implementation. \$824 will be used to support Activity Delivery Costs incurred by San Bernardino County.		
	Target Date	6/30/2026		
	Estimate the number and type of families that will benefit from the proposed activities	An estimated 40 children from low- and moderate-income households will benefit		
	Location Description	City of Loma Linda		
	Planned Activities	CDBG funds will support an 8-10 week youth development program and a 5K event promoting physical activity and confidence.		
	Contingency	Funding is subject to change based on final HUD allocation.		

27	County Log #	LOMA25PS-049		
	Project Name	Loma Linda: Adult Literacy Program		
	Target Area	Participating Cities		
	Goals Supported	Fund New and Existing Public Service Activities		
	Needs Addressed	Public Services		
	Funding	Prior Year: \$0	Current Year FY 2025-26: \$10,844	Total: \$10,844
	Description	Public Service - The Loma Linda Literacy Program will provide approximately 30 low- and moderate-income residents of Loma Linda and surrounding areas with access to individualized tutoring and one-on-one literacy instruction. Literacy services are provided free of charge to all participants enrolled in the program. CDBG funds will be used to support personnel expenses. The total project budget is \$10,844. \$10,000 will be used by the City of Loma Linda for project implementation. \$844 will be used to support Activity Delivery Costs incurred by San Bernardino County.		
	Target Date	6/30/2026		
	Estimate the number and type of families that will benefit from the proposed activities	An estimated 30 low- and moderate-income residents will benefit		
	Location Description	County Library 268 W. Hospitality Lane, 3rd Floor San Bernardino, CA 92415		
	Planned Activities	CDBG funds will be used for one-on-one tutoring and literacy instruction to low- and moderate-income residents.		
	Contingency	Funding is subject to change based on final HUD allocation.		

28	County Log #	MONT25CN-018		
	Project Name	Montclair: Reeder Ranch Historic Preservation - Phase II		
	Target Area	Participating Cities		
	Goals Supported	Enhance community infrastructure and facilities to provide a suitable and sustainable living environment		
	Needs Addressed	Expansion and rehabilitation of public facilities and infrastructure		
	Funding	Prior Year: \$0	Current Year FY 2025-26: \$186,265	Total: \$186,265
	Description	Construction - the Historic Reeder Citrus Ranch Barn Preservation Project includes the demolition of a historic barn located on the Reeder Citrus Ranch site, a locally approved historic landmark. The total project budget is \$186,265. \$172,666 will be used by the City of Montclair for project implementation. \$13,599 will be used to support Activity Delivery Costs incurred by San Bernardino County.		
	Target Date	6/30/2026		
	Estimate the number and type of families that will benefit from the proposed activities	This project will eliminate conditions of slum blight within the City of Montclair.		
	Location Description	5111 Benito Street Montclair, CA 91763		
	Planned Activities	CDBG funds will aid in the historical preservation of the Historic Reeder Citrus Ranch.		
	Contingency	Funding is subject to change based on final HUD allocation.		

29	County Log #	MONT25CN-011		
	Project Name	Montclair: Enhanced Code Enforcement		
	Target Area	Participating Cities		
	Goals Supported	Expand Code Enforcement Efforts		
	Needs Addressed	Code Enforcement & Blight Reduction		
	Funding	Prior Year: \$0	Current Year FY 2025-26: \$54,218	Total: \$54,218
	Description	Code Enforcement - CDBG funds will be used to pay for city staff time to provide eligible enhanced Code Enforcement activities in the City of Montclair's approved/eligible CDBG target areas. The total project budget is \$54,218. \$50,000 will be used by the City of Montclair for project implementation. \$4,218 will be used to support Activity Delivery Costs incurred by San Bernardino County.		
	Target Date	6/30/2026		
	Estimate the number and type of families that will benefit from the proposed activities	An estimated 15,690 residents will benefit from code enforcement activities in targeted low-mod income areas of the City.		
	Location Description	5111 Benito Street Montclair, CA 91763		
	Planned Activities	CDBG funds will support enhanced code enforcement in target areas to address blight and benefit low- and moderate-income residents.		
	Contingency	Funding is subject to change based on final HUD allocation.		

30	County Log #	MONT25PS-024		
	Project Name	Montclair: Graffiti Abatement		
	Target Area	Participating Cities		
	Goals Supported	Fund New and Existing Public Service Activities		
	Needs Addressed	Public Services		
	Funding	Prior Year: \$0	Current Year FY 2025-26: \$30,112	Total: \$30,112
	Description	Public Service - The City of Montclair will provide graffiti abatement on public property and within the City's qualified CDBG service areas via the use of City staff, equipment, and supplies. The City will utilize CDBG to fund personnel and the cost of supplies. The total project budget is \$30,112. \$27,769 will be used by the City of Montclair for project implementation. \$2,343 will be used to support Activity Delivery Costs incurred by San Bernardino County.		
	Target Date	6/30/2026		
	Estimate the number and type of families that will benefit from the proposed activities	An estimated 15,690 residents in low- and moderate-income areas of the city will benefit.		
	Location Description	5111 Benito Street Montclair, CA 91763		
	Planned Activities	CDBG will support graffiti removal in low- and moderate-income neighborhoods of the city.		
	Contingency	Funding is subject to change based on final HUD allocation.		

31	County Log #	MONT25PS-025		
	Project Name	Montclair: Senior Transportation - Golden Express Services		
	Target Area	Participating Cities		
	Goals Supported	Fund New and Existing Public Service Activities		
	Needs Addressed	Public Services		
	Funding	Prior Year: \$0	Current Year FY 2025-26: \$10,301	Total: \$10,301
	Description	Public Service - Montclair Golden Express will provide curb-to-curb transportation services to approximately 119 unduplicated senior citizens to help them maintain their independence in the City of Montclair and the surrounding area. The total project budget is \$10,301. \$9,500 will be used by the City of Montclair for project implementation. \$801 will be used to support Activity Delivery Costs incurred by San Bernardino County.		
	Target Date	6/30/2026		
	Estimate the number and type of families that will benefit from the proposed activities	An estimated 119 presumed low- and moderate-income seniors will benefit.		
	Location Description	5111 Benito Street Montclair, CA 91763		
	Planned Activities	CDBG funds will be used to provide curb-to-curb transportation services to seniors.		
	Contingency	Funding is subject to change based on final HUD allocation.		

32	County Log #	NEED25PS-011		
	Project Name	Needles: Dial-A-Ride - Transportation Services		
	Target Area	Participating Cities		
	Goals Supported	Fund New and Existing Public Service Activities		
	Needs Addressed	Public Services		
	Funding	Prior Year: \$0	Current Year FY 2025-26: \$8,566	Total: \$8,566
	Description	Public Service - The City of Needles will provide Dial-A-Ride curb-to-curb transportation services to senior citizens and persons with disabilities to help them maintain their independence. Approximately 190 seniors and persons with disabilities will have increased access to senior transportation services. The total project budget is \$8,566. \$7,900 will be used by the City of Needles for project implementation. \$666 will be used to support Activity Delivery Costs incurred by San Bernardino County.		
	Target Date	6/30/2026		
	Estimate the number and type of families that will benefit from the proposed activities	An estimated 190 presumed low- and moderate-income seniors and persons with disabilities will benefit.		
	Location Description	817 Third Street Needles, CA 92363		
	Planned Activities	CDBG funds will be used to provide curb-to-curb transportation services to seniors and persons with disabilities.		
	Contingency	Funding is subject to change based on final HUD allocation.		

33	County Log #	REDL25CN-016		
	Project Name	Redlands: Sylvan Park Restroom Replacement and ADA Improvements Project		
	Target Area	Participating Cities		
	Goals Supported	Enhance Community Infrastructure and Facilities		
	Needs Addressed	Public Facilities & Infrastructure		
	Funding	Prior Year: \$739	Current Year FY 2025-26: \$301,420	Total: \$302,159
	Description	Construction - The City of Redlands will manage restroom replacement and ADA pathway installation at Sylvan Park. Restrooms and Park Pathways will benefit the Area's 8,510 residents, of which 6,190 are of low- and moderate-income. The total project budget is \$302,159. \$279,770 will be used by the City of Redlands for project implementation. \$22,389 will be used to support Activity Delivery Costs incurred by San Bernardino County.		
	Target Date	6/30/2026		
	Estimate the number and type of families that will benefit from the proposed activities	An estimated 8,510 residents in low- and moderate-income areas of the city will benefit.		
	Location Description	35 Cajon Street, Suite 20, Redlands, CA 92373		
	Planned Activities	CDBG funds will support the replacement of restrooms and the installation of ADA-compliant pathways at Sylvan Park.		
	Contingency	Funding is subject to change based on final HUD allocation.		

34	County Log #	REDL25PS-018		
	Project Name	Redlands: Housing and Food Program - Family Service Association of Redlands		
	Target Area	Participating Cities		
	Goals Supported	Fund New and Existing Public Service Activities		
	Needs Addressed	Public Services		
	Funding	Prior Year: \$0	Current Year FY 2025-26: \$10,128	Total: \$10,128
	Description	Public Service - Family Service Association (FSA of Redlands), under contract with the City of Redlands, will provide housing case management services and emergency food to approximately 150 low- and moderate-income persons in the City of Redlands. The total project budget is \$10,128. \$9,340 will be used by the City of Redlands for project implementation. \$788 will be used to support Activity Delivery Costs incurred by San Bernardino County.		
	Target Date	6/30/2026		
	Estimate the number and type of families that will benefit from the proposed activities	An estimated 150 low- and moderate-income individuals will benefit.		
	Location Description	612 Lawton Street Redlands, CA 92374		
	Planned Activities	CDBG funds will be utilized to provide housing case management and emergency food assistance to low- and moderate-income residents.		
	Contingency	Funding is subject to change based on final HUD allocation.		

35	County Log #	REDL25PS-023		
	Project Name	Redlands: Boys and Girls Club - Family Strengthening Program		
	Target Area	Participating Cities		
	Goals Supported	Fund New and Existing Public Service Activities		
	Needs Addressed	Public Services		
	Funding	Prior Year: \$0	Current Year FY 2025-26: \$10,128	Total: \$10,128
	Description	Public Service - The Boys and Girls Club of Redlands-Riverside, under contract with the City of Redlands, will provide a Family Strengthening Program that will include food, counseling services, and referrals to other needed resources to approximately 225 low- and moderate-income persons in the City of Redlands. The total project budget is \$10,128. \$9,340 will be used by the City of Redlands for project implementation. \$788 will be used to support Activity Delivery Costs incurred by San Bernardino County.		
	Target Date	6/30/2026		
	Estimate the number and type of families that will benefit from the proposed activities	An estimated 225 low- and moderate-income residents will benefit.		
	Location Description	Riverside 1251 Clay St. Redlands, CA, 92374		
	Planned Activities	CDBG funds will be used to provide food, counseling, and resource referrals to support low- and moderate-income families		
	Contingency	Funding is subject to change based on final HUD allocation.		

36	County Log #	REDL25PS-033		
	Project Name	Redlands: Girls on the Run		
	Target Area	Participating Cities		
	Goals Supported	Fund New and Existing Public Service Activities		
	Needs Addressed	Public Services		
	Funding	Prior Year: \$0	Current Year FY 2025-26: \$10,128	Total: \$10,128
	Description	Public Service - Girls on the Run, under contract with the City of Redlands, will provide an 8-10 week program for approximately 40 girls ages 8-14 from low- and moderate-income households to empower themselves, improve physical activity, adopt healthy behaviors, boost their confidence, and develop positive connections by creating a 5K Run event. The total project budget is \$10,128. \$9,340 will be used by the City of Redlands for project implementation. \$788 will be used to support Activity Delivery Costs incurred by San Bernardino County.		
	Target Date	6/30/2026		
	Estimate the number and type of families that will benefit from the proposed activities	An estimated 40 children from low- and moderate-income households will benefit		
	Location Description	City of Redlands		
	Planned Activities	CDBG funds will support an 8-10 week youth development program and a 5K event promoting physical activity and confidence.		
	Contingency	Funding is subject to change based on final HUD allocation.		

37	County Log #	REDL25PS-039		
	Project Name	Redlands: Supportive Services for Victims of Violence - Partners Against Violence		
	Target Area	Participating Cities		
	Goals Supported	Fund New and Existing Public Service Activities		
	Needs Addressed	Public Services		
	Funding	Prior Year: \$0	Current Year FY 2025-26: \$10,128	Total: \$10,128
	Description	Public Service - Partners Against Violence (PAV), under contract with the City of Redlands, will provide outreach, counseling, and crisis intervention to approximately 30 victims of abuse and domestic violence within the City of Redlands. The total project budget is \$10,128. \$9,340 will be used by the City of Redlands for project implementation. \$788 will be used to support Activity Delivery Costs incurred by San Bernardino County.		
	Target Date	6/30/2026		
	Estimate the number and type of families that will benefit from the proposed activities	An estimated 30 low- and moderate-income individuals.		
	Location Description	444 N. Arrowhead Ave, Ste. 101 San Bernardino, CA 92401		
	Planned Activities	CDBG funds will be used to provide outreach, counseling, and crisis intervention for abuse and domestic violence victims.		
	Contingency	Funding is subject to change based on final HUD allocation.		

38	County Log #	REDL25PS-053		
	Project Name	Redlands: YMCA of the East Valley - Legal Services		
	Target Area	Participating Cities		
	Goals Supported	Fund New and Existing Public Service Activities		
	Needs Addressed	Public Services		
	Funding	Prior Year: \$0	Current Year FY 2025-26: \$10,128	Total: \$10,128
	Description	Public Service - The YMCA of the East Valley, under contract with The City of Redlands, will provide legal services to approximately 300 low-and moderate-income persons in the City of Redlands. The total project budget is \$10,128. \$9,340 will be used by the City of Redlands for project implementation. \$788 will be used to support Activity Delivery Costs incurred by San Bernardino County.		
	Target Date	6/30/2026		
	Estimate the number and type of families that will benefit from the proposed activities	An estimated 300 low- and moderate-income individuals will benefit.		
	Location Description	500 E. Citrus Avenue Redlands, CA 92373		
	Planned Activities	CDBG funds will provide legal services to low- and moderate-income individuals.		
	Contingency	Funding is subject to change based on final HUD allocation.		

39	County Log #	TWEN25CN-008		
	Project Name	Twentynine Palms: Luckie Park Activity Center Parking Lot Improvements		
	Target Area	Participating Cities		
	Goals Supported	Enhance Community Infrastructure and Facilities		
	Needs Addressed	Public Facilities & Infrastructure		
	Funding	Prior Year: \$0	Current Year FY 2025-26: \$168,281	Total: \$168,281
	Description	Construction - Twentynine Palms will manage the reconstruction project, which includes the repair, removal, and replacement of the existing parking lot surface to improve the safety of the parking lot at a public recreation facility where classes, community events, social engagements, lectures, and public services are offered to the community. The total project budget is \$168,281. \$156,048 will be used by the City of Twentynine Palms for project implementation. \$12,233 will be used to support Activity Delivery Costs incurred by San Bernardino County.		
	Target Date	6/30/2026		
	Estimate the number and type of families that will benefit from the proposed activities	An estimated 23,985 residents in the city's low- and moderate-income areas will benefit.		
	Location Description	74362 Joe Davis Drive Twentynine Palms, CA 92277		
	Planned Activities	CDBG funds will be utilized for parking lot improvements to improve safety and accessibility for community activities and services.		
	Contingency	Funding is subject to change based on final HUD allocation.		

40	County Log #	YUCA25CN-017		
	Project Name	Yucaipa: Community Park ADA Path and Multi-Use Trail Improvements		
	Target Area	Participating Cities		
	Goals Supported	Enhance Community Infrastructure and Facilities		
	Needs Addressed	Public Facilities & Infrastructure		
	Funding	Prior Year: \$0	Current Year FY 2025-26: \$211,114	Total: \$211,114
	Description	Construction – the City of Yucaipa will manage the reconstruction of certain segments of the existing decomposed granite, multi-use trail system located throughout the Community Park to comply with ADA standards for accessible design. Improvements shall be limited to the removal of material or architectural barriers of approved segments of the trail system that meet the appropriate slope requirement for walking surfaces and provide access to and connectivity to park features currently inaccessible to elderly or severely disabled persons. The total project budget is \$211,114. \$196,772 will be used by the City of Yucaipa for project implementation. \$14,342 will be used to support Activity Delivery Costs incurred by San Bernardino County.		
	Target Date	6/30/2026		
	Estimate the number and type of families that will benefit from the proposed activities	An estimated 6,390 residents with disabilities will benefit.		
	Location Description	34900 Oak Glen Road, Yucaipa CA 92399		
	Planned Activities	CDBG funds will be allocated for ADA improvements to sections of the Community Park’s multi-use trail.		
	Contingency	Funding is subject to change based on final HUD allocation.		

41	County Log #	YUCA25PS-032		
	Project Name	Yucaipa: Case Management - Family Service Association of Redlands		
	Target Area	Participating Cities		
	Goals Supported	Fund New and Existing Public Service Activities		
	Needs Addressed	Public Services		
	Funding	Prior Year: \$0	Current Year FY 2025-26: \$5,422	Total: \$5,422
	Description	Public Service - Family Service Association of Redlands will provide case management services, including food, personal supplies, and rental assistance to approximately 27 low- and moderate-income households through their outreach office in Yucaipa. The total project budget is \$5,422. \$5,000 will be used by the City of Yucaipa for project implementation. \$422 will be used to support Activity Delivery Costs incurred by San Bernardino County.		
	Target Date	6/30/2026		
	Estimate the number and type of families that will benefit from the proposed activities	An estimated 27 low- and moderate-income households will benefit.		
	Location Description	11985 4th St., Suite 116, Yucaipa, CA 92399		
	Planned Activities	CDBG funding will provide low- and moderate-income households with case management, food, personal supplies, and rental assistance.		
	Contingency	Funding is subject to change based on final HUD allocation.		

42	County Log #	YUCA25PS-034		
	Project Name	Yucaipa: Girls on the Run		
	Target Area	Participating Cities		
	Goals Supported	Fund New and Existing Public Service Activities		
	Needs Addressed	Public Services		
	Funding	Prior Year: \$0	Current Year FY 2025-26: \$8,133	Total: \$8,133
	Description	Public Service - Girls on the Run, under contract with the City of Yucaipa, will provide an 8-10 week program designed to promote physical activity, healthy behaviors, confidence, and positive connections to approximately 40 LMI girls ages 8-14. The funding would cover staff time to recruit, train, and support four (4) volunteer coaches, the cost of curriculum for 40 youth participants, and the cost of coordinating and hosting an end-of-season 5K event for the program graduates, coaches, and families. The total project budget is \$8,133. \$7,500 will be used by the City of Yucaipa for project implementation. \$633 will be used to support Activity Delivery Costs incurred by San Bernardino County.		
	Target Date	6/30/2026		
	Estimate the number and type of families that will benefit from the proposed activities	An estimated 40 children from low- and moderate-income households will benefit		
	Location Description	City of Yucaipa		
	Planned Activities	CDBG funds will support an 8-10 week youth development program and a 5K event promoting physical activity and confidence.		
	Contingency	Funding is subject to change based on final HUD allocation.		

43	County Log #	YUCA25PS-040		
	Project Name	Yucaipa: Supportive Services for Victims of Violence - Partners Against Violence		
	Target Area	Participating Cities		
	Goals Supported	Fund New and Existing Public Service Activities		
	Needs Addressed	Public Services		
	Funding	Prior Year: \$0	Current Year FY 2025-26: \$14,025	Total: \$14,025
	Description	Public Services - Partners Against Violence (PAV), under contract with the City of Yucaipa, will provide crisis intervention and community prevention education services to 125 unduplicated persons who may be victims of abuse or domestic violence within the City of Yucaipa and the surrounding area. The total project budget is \$14,025. \$12,934 will be used by the City of Yucaipa for project implementation. \$1,091 will be used to support Activity Delivery Costs incurred by San Bernardino County.		
	Target Date	6/30/2026		
	Estimate the number and type of families that will benefit from the proposed activities	An estimated 125 low- and moderate-income individuals will benefit.		
	Location Description	444 N. Arrowhead Avenue, Suite 101, San Bernardino, CA 92401		
	Planned Activities	CDBG funds will be used to provide outreach and crisis intervention to victims of domestic violence.		
	Contingency	Funding is subject to change based on final HUD allocation.		

44	County Log #	YUCA25PS-051		
	Project Name	Yucaipa: Adult Literacy Program		
	Target Area	Participating Cities		
	Goals Supported	Fund New and Existing Public Service Activities		
	Needs Addressed	Public Services		
	Funding	Prior Year: \$0	Current Year FY 2025-26: \$8,133	Total: \$8,133
	Description	Public Service - The Yucaipa Literacy Program will provide approximately 15 low-moderate-income residents of Yucaipa and surrounding areas with access to individualized tutoring and one-on-one literacy instruction. Literacy services are provided free of charge to all participants enrolled in the program. CDBG funds will be used to support personnel expenses. The total project budget is \$8,133. \$7,500 will be used by the City of Yucaipa for project implementation. \$633 will be used to support Activity Delivery Costs incurred by San Bernardino County.		
	Target Date	6/30/2026		
	Estimate the number and type of families that will benefit from the proposed activities	An estimated 15 low- and moderate-income residents will benefit		
	Location Description	12040 5th Street, Yucaipa, CA 92399		
	Planned Activities	CDBG funds will be used for one-on-one tutoring and literacy instruction to low- and moderate-income residents.		
	Contingency	Funding is subject to change based on final HUD allocation.		

45	County Log #	TOWN25CN-004		
	Project Name	Yucca Valley: Senior Center Improvements		
	Target Area	Participating Cities		
	Goals Supported	Enhance Community Infrastructure and Facilities		
	Needs Addressed	Public Facilities & Infrastructure		
	Funding	Prior Year: \$3,271	Current Year FY 2025-26: \$141,258	Total: \$144,529
	Description	Construction - Improvements to the Senior Center will include but not be limited to rehabilitation for ADA compliance, water and wastewater infrastructure improvements and improvements to the HVAC. Approximately 4,614 senior citizens will benefit from the improvements to the Senior Center. The total project budget is \$144,529. \$133,733 will be used by the Town of Yucca Valley for project implementation. \$10,796 will be used to support Activity Delivery Costs incurred by San Bernardino County.		
	Target Date	6/30/2026		
	Estimate the number and type of families that will benefit from the proposed activities	An estimated 4,614 presumed low- and moderate-income seniors will benefit.		
	Location Description	57088 Twentynine Palms Hwy, Yucca Valley, CA 92284		
	Planned Activities	CDBG funds will be used for HVAC and water/wastewater infrastructure improvements to the city senior center.		
	Contingency	Funding is subject to change based on final HUD allocation.		

46	County Log #	CNTY25CN-001		
	Project Name	County: North Barstow Area-ADA Curb Cuts and Ramps		
	Target Area	Unincorporated County		
	Goals Supported	Enhance Community Infrastructure and Facilities		
	Needs Addressed	Public Facilities & Infrastructure		
	Funding	Prior Year: \$0	Current Year FY 2025-26: \$379,532	Total: \$379,532
	Description	North Barstow ADA ramp project will consist of approximately 75 ADA ramps, curb & gutter in Irwin Estates and Skyline North communities. The Skyline North Community has connecting sidewalks for pedestrian access to Skyline North Elementary. The total project budget is \$379,532. \$346,465 will be used by the County's Public Works Department for project implementation. \$33,067 will be used to support Activity Delivery Costs incurred by San Bernardino County – Community Development and Housing Department		
	Target Date	6/30/2026		
	Estimate the number and type of families that will benefit from the proposed activities	An estimated 491 residents with disabilities will benefit.		
	Location Description	North Barstow Area		
	Planned Activities	ADA Improvements		
	Contingency	Funding is subject to change based on final HUD allocation.		

47	County Log #	CNTY25CN-002		
	Project Name	County: Unincorporated South Fontana - ADA Curb and Ramps Phase II		
	Target Area	Unincorporated County		
	Goals Supported	Enhance Community Infrastructure and Facilities		
	Needs Addressed	Public Facilities & Infrastructure		
	Funding	Prior Year: \$0	Current Year FY 2025-26: \$665,428	Total: \$665,428
	Description	This project will consist of installation/upgrades of approximately 30 curb cuts and ramps to improve the accessibility of the sidewalks and crosswalks within the low- and moderate-income residential neighborhoods throughout the South Fontana Community bounded by the BNSF railroad tracks to the north, Valley Boulevard to the south, Cherry Avenue to the west, and Poplar Avenue to the east. The total project budget is \$665,428. \$607,872 will be used by the County's Public Works Department for project implementation. \$57,556 will be used to support Activity Delivery Costs incurred by San Bernardino County – Community Development and Housing Department		
	Target Date	6/30/2026		
	Estimate the number and type of families that will benefit from the proposed activities	An estimated 2,350 residents of the low- and moderate-income area will benefit.		
	Location Description	Unincorporated South Fontana		
	Planned Activities	CDBG funds will be used for sidewalk improvements that will include ADA curb cuts and ramps.		
	Contingency	Funding is subject to change based on final HUD allocation.		

48	County Log #	CNTY25CN-003		
	Project Name	County: Yucca Vally Fire Engine - Station 41		
	Target Area	Unincorporated County		
	Goals Supported	Enhance Community Infrastructure and Facilities		
	Needs Addressed	Public Facilities & Infrastructure		
	Funding	Prior Year: \$0	Current Year FY 2025-26: \$610,709	Total: \$610,709
	Description	This project consists of purchasing a fire brush truck (type 3) that will primarily serve the low- and moderate-income residents of the Town of Yucca Valley and surrounding unincorporated communities. It will be housed at Yucca Valley Fire Station #41. This region has over 67,000 people within its service area and a low- and moderate-income population of approximately 63%. The total project budget is \$610,709. \$559,655 will be used by the County's Fire Protection District. \$51,054 will be used to support Activity Delivery Costs incurred by San Bernardino County – Community Development and Housing Department		
	Target Date	6/30/2026		
	Estimate the number and type of families that will benefit from the proposed activities	An estimated 67,820 residents of the low- and moderate-income areas will benefit.		
	Location Description	Yucca Valley Fire Station 41, 57201 Twentynine Palms Hwy, Yucca Valley, CA 92284		
	Planned Activities	CDBG funds will be used to purchase a Brush Fire Truck.		
	Contingency	Funding is subject to change based on final HUD allocation.		

49	County Log #	CNTY25CN-004		
	Project Name	County: Cucamonga-Guasti Regional Park Fishing Dock ADA Improvements		
	Target Area	Unincorporated County		
	Goals Supported	Enhance Community Infrastructure and Facilities		
	Needs Addressed	Public Facilities & Infrastructure		
	Funding	Prior Year: \$0	Current Year FY 2025-26: \$98,770	Total: \$98,770
	Description	This project will consist of the removal of architectural barrier improvements to the fishing dock and gangway slope, including edge protection and non-slip surfacing at Cucamonga-Guasti Regional Park. The total project budget is \$98,770. \$89,791 will be used by the County's Project and Facilities Management Department. \$8,979 will be used to support Activity Delivery Costs incurred by San Bernardino County – Community Development and Housing Department		
	Target Date	6/30/2026		
	Estimate the number and type of families that will benefit from the proposed activities	An estimated 182,236 county residents with disabilities will benefit.		
	Location Description	Cucamonga-Guasti Regional Park, 800 M. Archibald Avenue, Ontario CA 91764		
	Planned Activities	CDBG funds will be used for fishing dock ADA improvements.		
	Contingency	Funding is subject to change based on final HUD allocation.		

50	County Log #	CNTY25CN-005		
	Project Name	County: Unincorporated South San Bernardino - ADA Curb Cuts, Ramps, and Storm Drain Improvements		
	Target Area	Unincorporated County		
	Goals Supported	Enhance Community Infrastructure and Facilities		
	Needs Addressed	Public Facilities & Infrastructure		
	Funding	Prior Year: \$118,580	Current Year FY 2025-26: \$258,717	Total: \$377,297
	Description	This project will consist of the installation/upgrades of approximately 8 curb cuts and ramps to improve the accessibility of the sidewalks and crosswalks and the installation of a storm drain with appurtenant structures, including pavement reconstruction along Pedley Road to Little Third Street within the low- and moderate-income residential neighborhood throughout the South San Bernardino Community bounded by Monterey Avenue to the north, Little Third Street to the south, Pine Street to the west, and Whitlock Avenue to the east. The total project budget is \$377,297. \$344,403 will be used by the County's Public Works Department. \$32,894 will be used to support Activity Delivery Costs incurred by San Bernardino County – Community Development and Housing Department		
	Target Date	6/30/2026		
	Estimate the number and type of families that will benefit from the proposed activities	An estimated 14,430 residents in low- and moderate-income areas will benefit.		
	Location Description	Unincorporated South San Bernardino		
	Planned Activities	CBDG funds will be used for ADA improvements for sidewalks, including curb cuts and ramps.		
	Contingency	Funding is subject to change based on final HUD allocation.		

51	County Log #	CNTY25PS-003		
	Project Name	Countywide: Pilot - Workforce Services for Shelter Residents		
	Target Area	Countywide		
	Goals Supported	Fund New and Existing Public Service Activities		
	Needs Addressed	Public Service		
	Funding	Prior Year: \$0	Current Year FY 2025-26: \$162,655	Total: \$162,655
	Description	This pilot program will fund the Workforce Development Department to create a specialized workforce development program for shelter residents. The program aims to accelerate exits from shelters by promoting job placement and workforce training. A total of \$150,000 will be used to administer the program. \$12,655 will be used to support Activity Delivery Costs incurred by San Bernardino County – Community Development and Housing Department		
	Target Date	6/30/2026		
	Estimate the number and type of families that will benefit from the proposed activities	An estimated 100 low- and moderate-income individuals will benefit.		
	Location Description	Countywide		
	Planned Activities	CDBG funds will provide workforce development programs for shelter residents.		
	Contingency	Funding is subject to change based on final HUD allocation.		

52	County Log #	CNTY25PS-004		
	Project Name	Countywide: Mobile Dental Clinic for Underserved Areas (Partnership with Public Health)		
	Target Area	Countywide		
	Goals Supported	Fund New and Existing Public Service Activities		
	Needs Addressed	Public Service		
	Funding	Prior Year: \$0	Current Year FY 2025-26: \$162,655	Total: \$162,655
	Description	The Mobile Dental Clinic brings essential dental care directly to underserved communities across San Bernardino County. Staffed by licensed dental professionals, the clinic provides a range of services, including exams, cleanings, fillings, and extractions, removing barriers to access and improving oral health outcomes for residents with limited resources. A total of \$150,000 will be used to administer the program. \$12,655 will be used to support Activity Delivery Costs incurred by San Bernardino County – Community Development and Housing Department		
	Target Date	6/30/2026		
	Estimate the number and type of families that will benefit from the proposed activities	An estimated 100 low- and moderate-income individuals will benefit.		
	Location Description	Countywide		
	Planned Activities	CDBG funds will provide mobile dental services to low- and moderate-income residents.		
	Contingency	Funding is subject to change based on final HUD allocation.		

53	County Log #	CNTY25PS-007		
	Project Name	Countywide: Fair Housing Services		
	Target Area	Countywide		
	Goals Supported	Promote Fair Housing		
	Needs Addressed	Fair Housing		
	Funding	Prior Year: \$0	Current Year FY 2025-26: \$66,870	Total: \$66,870
	Description	Public Service – Fair housing services will include training, education, marketing, and outreach to affirmatively further fair housing opportunities.		
	Target Date	6/30/2026		
	Estimate the number and type of families that will benefit from the proposed activities	An estimated 275 low- and moderate-income residents will benefit.		
	Location Description	Countywide		
	Planned Activities	CDBG funds will be used to provide education, marketing, and outreach regarding fair housing.		
	Contingency	Funding is subject to change based on final HUD allocation.		

54	County Log #	CNTY25PS-002		
	Project Name	Countywide: Tenant Landlord Mediation Services		
	Target Area	Countywide		
	Goals Supported	Promote Fair Housing		
	Needs Addressed	Fair Housing		
	Funding	Prior Year: \$0	Current Year FY 2025-26: \$33,435	Total: \$33,435
	Description	Public Service – Landlord–tenant mediation services will include counseling, education, marketing, and outreach regarding fair housing regulations and preventive measures.		
	Target Date	6/30/2026		
	Estimate the number and type of families that will benefit from the proposed activities	An estimated 1,800 low- and moderate-income residents will benefit.		
	Location Description	Countywide		
	Planned Activities	CDBG funds will provide landlord–tenant mediation services, including counseling, education, marketing, and outreach.		
	Contingency	Funding is subject to change based on final HUD allocation.		

55	County Log #	CNTY25AD-001		
	Project Name	Countywide: CDBG Program Administration		
	Target Area	Countywide		
	Goals Supported	Planning, Implementation, and Management of the CDBG, HOME, and ESG		
	Needs Addressed	Program Administration		
	Funding	Prior Year: \$0	Current Year FY 2025-26: \$1,337,398	Total: \$1,337,398
	Description	Administration – CDBG funds will be used to pay for the coordination, management, and oversight of the County's CDBG Program.		
	Target Date	6/30/2026		
	Estimate the number and type of families that will benefit from the proposed activities	N/A		
	Location Description	560 East Hospitality Lane, Suite 200, San Bernardino, CA 92415		
	Planned Activities	CDBG funds will be used for program management, monitoring, and evaluation.		
	Contingency	Funding is subject to change based on final HUD allocation.		

56	County Log #	HOME25-001		
	Project Name	HOME: Highland Senior Apartments		
	Target Area	HOME Consortium		
	Goals Supported	Construct New Affordable Rental Housing Units		
	Needs Addressed	Affordable Rental Housing		
	Funding	Prior Year: \$2,095,958	Current Year FY 2025-26: \$0	Total: \$2,095,958
	Description	Construction funds for the development of affordable housing that will serve low-income households housing.		
	Target Date	6/30/2026		
	Estimate the number and type of families that will benefit from the proposed activities	10 low-income households		
	Location Description	7433 Central Avenue, Highland, CA		
	Planned Activities	Affordable Housing		
	Contingency	Funding is subject to change based on final HUD allocation.		

57	County Log #	HOME25-002		
	Project Name	HOME: Bloomington Grove Phase IV		
	Target Area	HOME Consortium		
	Goals Supported	Construct New Affordable Rental Housing Units		
	Needs Addressed	Affordable Rental Housing		
	Funding	Prior Year: \$1,264,524	Current Year FY 2025-26: \$0	Total: \$1,264,524
	Description	Construction funds for the development of affordable housing that will serve low-income households housing.		
	Target Date	6/30/2026		
	Estimate the number and type of families that will benefit from the proposed activities	5 low-income households		
	Location Description	Corner of Locust and Valley Blvd, Bloomington, an unincorporated area of the County		
	Planned Activities	Affordable Housing		
	Contingency	Funding is subject to change based on final HUD allocation.		

58	County Log #	HOME25-003		
	Project Name	HOME: Down Payment Assistance Program		
	Target Area	HOME Consortium		
	Goals Supported	Assist Homebuyers with Down Payment Assistance		
	Needs Addressed	Homeownership Assistance		
	Funding	Prior Year: \$250,000	Current Year FY 2025-26: \$0	Total: \$250,000
	Description	This program provides down payment assistance as a silent-second loan in the amount of up to twenty percent (20%) of the purchase price and is provided on a first-come, first-served basis. If the property is no longer maintained as the principal residence of the buyer or is sold prior to the end of the fifteen (15) year affordability period, all HOME direct subsidy funds must be repaid. Otherwise, the loan is converted to a grant after the affordability period.		
	Target Date	6/30/2026		
	Estimate the number and type of families that will benefit from the proposed activities	8 low-income households		
	Location Description	Countywide		
	Planned Activities	Down Payment Assistance		
	Contingency	Funding is subject to change based on final HUD allocation.		

59	County Log #	HOME25-004		
	Project Name	HOME: Tenant Based Rental Assistance (TBRA) Program		
	Target Area	HOME Consortium		
	Goals Supported	Provide Tenant-Based Rental Assistance to LMI Households		
	Needs Addressed	Tenant-Based Rental Assistance		
	Funding	Prior Year: \$0	Current Year FY 2025-26: \$2,000,000	Total: \$2,000,000
	Description	CDH will work with internal and external partners by providing funding that will provide rental assistance directly to low-income individuals or families, allowing them to choose their own housing. This program will ensure that rents are more affordable and will target the most vulnerable populations like the elderly, disabled, or those at risk of homelessness. The program is typically time-limited and subject to federal or state guidelines. Its goal is to ensure stable housing and improve quality of life.		
	Target Date	6/30/2026		
	Estimate the number and type of families that will benefit from the proposed activities	75 low-income households		
	Location Description	Countywide		
	Planned Activities	Rental Assistance		
	Contingency	Funding is subject to change based on final HUD allocation.		

60	County Log #	HOME25-005		
	Project Name	HOME: Rehabilitation of Homeowner Housing		
	Target Area	HOME Consortium		
	Goals Supported	Rehabilitate Homeowner Housing Units		
	Needs Addressed	Homeowner Housing Preservation		
	Funding	Prior Year: \$750,000	Current Year FY 2025-26: \$0	Total: \$750,000
	Description	Acquire and rehabilitate homeownership housing to create or maintain affordability. Maintaining older units and ensuring that durable construction materials are used for new housing is important in maintaining the supply of housing in the County. The County will record 55-year HOME regulatory agreements on the title of all the rental housing projects developed with HOME funds to ensure that they remain affordable to low-income households as required under § 92.252.		
	Target Date	6/30/2026		
	Estimate the number and type of families that will benefit from the proposed activities	14 low-income households		
	Location Description	Countywide		
	Planned Activities	Rehabilitation of Homeowner Housing		
	Contingency	Funding is subject to change based on final HUD allocation.		

61	County Log #	HOME25-006		
	Project Name	HOME: Construction of Affordable Rental Housing		
	Target Area	HOME Consortium		
	Goals Supported	Construct New Affordable Rental Housing Units		
	Needs Addressed	Affordable Rental Housing		
	Funding	Program Income/Prior Year: \$4,330,671	Current Year FY 2025-26: \$635,984	Total: \$4,966,655
	Description	Construction of Affordable Rental Housing Units.		
	Target Date	6/30/2026		
	Estimate the number and type of families that will benefit from the proposed activities	An estimated 19 low-income households will benefit		
	Location Description	Multiple locations within the HOME Consortium		
	Planned Activities	Affordable housing		
	Contingency	Funding is subject to change based on final HUD allocation.		

62	County Log #	CNTY25AD-002		
	Project Name	Countywide: HOME Program Administration		
	Target Area	Countywide		
	Goals Supported	Provide Administrative Structure for Planning, Implementation and Management of CDBG Programs		
	Needs Addressed	Program Administration		
	Funding	Prior Year: \$0	Current Year FY 2025-26: \$292,887	Total: \$292,887
	Description	Administration – HOME funds will be used to pay for the coordination, management, and oversight of the County's CDBG Program.		
	Target Date	6/30/2026		
	Estimate the number and type of families that will benefit from the proposed activities	N/A		
	Location Description	560 East Hospitality Lane, Suite 200, San Bernardino, CA 92415		
	Planned Activities	HOME funds will be used for program management, monitoring, and evaluation.		
	Contingency	Funding is subject to change based on final HUD allocation.		

63	County Log #	CNTY25AD-003		
	Project Name	Countywide: ESG Administration and Activities		
	Target Area	Countywide		
	Goals Supported	Provide Homelessness Prevention and Resources		
	Needs Addressed	Homelessness Prevention		
	Funding	Prior Year: \$0	Current Year FY 2025-26: \$591,319	Total: \$591,319
	Description	<p>ESG funds will be used for various Emergency Solutions Grant Activities such as:</p> <ul style="list-style-type: none"> • Administration (\$44,348) • Street Outreach (\$59,132) • Emergency Shelter (\$159,656) • Rapid Rehousing (\$239,484) • Homelessness Prevention (\$59,132) • Homeless Management Information System Costs (\$29,567) <p>For all federal programs, the Community Development and Housing Department will apply the 10% de minimis rate for indirect costs</p>		
	Target Date	6/30/2026		
	Estimate the number and type of families that will benefit from the proposed activities	Approximately 395 homeless or at-risk of homelessness individuals will be served with ESG funds.		
	Location Description	Countywide		
	Planned Activities	Program management, monitoring, and evaluation Emergency Solutions Grant Program Projects		
	Contingency	Funding is subject to change based on final HUD allocation.		

AP-50 Geographic Distribution - 91.420, 91.220(f)

Description of the geographic areas of the entitlement (including areas of low-income and minority concentration) where assistance will be directed

Over the 2025-2026 program year, San Bernardino County will allocate CDBG funds for use in each of the 13 Participating Cities and in unincorporated areas of the County, as shown below. Annual funding percentages are determined by the County using a formula based on population, poverty rate, and rate of overcrowded housing conditions.

Available HOME funds will be used for new construction or rehabilitation of multifamily housing units; eligible areas include the unincorporated County and all HOME Consortium cities. While the County has not identified specific target areas for the use of HOME funds, priority will be given to affordable rental housing projects located in high opportunity (i.e. high school proficiency, high labor market engagement, and high job access), low poverty areas (poverty concentrations below 50%), as described in the County's 2025-2029 Analysis of Impediments to Fair Housing Choice.

ESG funds will be allocated geographically among population centers in each of the County's six regions – East, West, and Central Valleys, Mountain communities, High Desert and the Morongo Basin.

Geographic Distribution

Table 57 - Geographic Distribution

Target Area	Percentage of Funds
Participating Cities	16%
Unincorporated County	11%
HOME Consortium	59%
Countywide	14%

Rationale for the priorities for allocating investments geographically

The County developed the geographic priorities outlined above with the goal of maximizing the impact of housing and community development improvements for low- and moderate-income residents through its CDBG, HOME, and ESG allocations. For 2025-26 CDBG funds used in the unincorporated areas of the County will be directed toward public facility or infrastructure projects that can benefit a large number of residents. For incorporated cities, city-funded public services, public facilities, and infrastructure projects will be concentrated in areas with higher population density, where the cost-effective delivery of services can reach more people. This strategic allocation of resources ensures that funding is utilized efficiently to address the greatest needs in both unincorporated and incorporated areas.

AFFORDABLE HOUSING

AP-55 Affordable Housing - 91.420, 91.220(g)

Introduction

Affordable housing in San Bernardino County is a critical issue, with recent data highlighting challenges in both homeownership and rental markets. The most prevalent housing problem is the cost burden affecting many households, particularly those with lower incomes. Cost-burdened households are those spending more than 30% of their income on housing expenses, including rent or mortgage payments, utilities, and property taxes.

Approximately 66% of households with incomes below 80% of the HUD Area Median Family Income (HAMFI) experience cost burdens. This encompasses 119,926 renter households and 74,615 owner households. Furthermore, severe cost burdens, defined as allocating more than 50% of income toward housing expenses, also affect many households. For instance, 67,240 renters and 40,195 owners, representing 36% of households with incomes below 80% HAMFI, experience severe cost burdens.

Among households with incomes under 30% HAMFI, severe cost burdens are particularly prevalent, affecting 60,525 out of 90,325 households at that income level, which accounts for 67% of households in this income bracket.

Renters are disproportionately affected by housing problems compared to owners. The number of low- and moderate-income renters experiencing overcrowding or severe overcrowding is more than double that of owners facing similar issues. Cost burdens among renters tend to be concentrated at lower income levels. Specifically, 37% of renters with cost burdens and no other housing problems have incomes at or below 30% HAMFI, while 30% have incomes ranging from 30% to 50% HAMFI, and 24% have incomes from 50% to 80% HAMFI. This trend reflects the reality that housing is a fundamental necessity, regardless of the share of one's income it consumes, with lower-income households allocating more resources to housing costs.

In contrast, cost burdens for owners are more evenly distributed across income bands. Roughly 20% of cost-burdened owners have incomes ranging from zero to 30% HAMFI, 21% from 30% to 50% HAMFI, and 27% from 50% to 80% HAMFI. This indicates a more balanced distribution of housing affordability challenges among owner-occupied households across different income levels.

Table 58 - One Year Goals for Affordable Housing by Support Requirement

One Year Goals for the Number of Households to be Supported	
Homeless	72
Non-Homeless	52
Special-Needs	7
Total	131

Table 59 - One Year Goals for Affordable Housing by Support Type

One Year Goals for the Number of Households Supported Through:	
Rental Assistance	75
The Production of New Units	34
Rehab of Existing Units	14
Acquisition of Existing Units	8
Total	131

Discussion

The HOME TBRA program will be pivotal in addressing the housing affordability crisis by providing assistance to low-income individuals and families, particularly those facing homelessness, in securing stable and affordable housing. This program will help bridge the gap between rental costs and the financial resources of eligible households by providing subsidies to cover a portion of the rent. By doing so, the program will prevent homelessness and move individuals to self-sufficiency by moving individuals to housing that is tailored to provide access to workforce training and employment.

The County projects the creation of 34 HOME units and over 125 non-HOME units in HOME-funded projects during fiscal year 25-26 under the AAP. Priority will be given to affordable rental housing projects located in high-opportunity (i.e., high school proficiency, high labor market engagement, and high job access), low-poverty areas (poverty concentrations below 50%), as described in the County's Analysis of Impediments to Fair Housing Choice. The County further plans to fund the rehabilitation of 14 affordable rental units and first-time homebuyer assistance for 8 qualified low- and moderate-income families through the downpayment assistance program. An additional 75 households will receive tenant based rental assistance. The total number of households to be served between the various HOME programs is projected at 131 during the time frame of the AAP.

AP-60 Public Housing - 91.420, 91.220(h)

Introduction

San Bernardino County's entitlement area is served by two housing authorities: the Housing Authority of the County of San Bernardino (HACSB) and the Housing Authority of the City of Needles. The Housing Authority of the City of Needles is a Qualified PHA and is subject to less frequent reporting to HUD than non-qualified PHAs such as the HACSB. The HACSB is one of 39 Moving to Work designated agencies in the country. The Moving to Work designation gives the HACSB the ability to waive certain HUD regulations in order to create more innovative housing options for its residents.

Actions planned during the next year to address the needs to public housing

HACSB no longer operates traditional public housing, and therefore no longer has a HUD-supported capital fund budget, the agency owns and manages a significant portfolio of subsidized affordable housing units in developments across the county. Maintaining these units in good condition is a priority for HACSB and is necessary for preserving these affordable units for the long-term. During the next year, HACSB will develop and implement an internal Repair and Replacement plan to systematically assess and prioritize the physical rehabilitation needs of all its properties, accompanied by a dedicated financing strategy to ensure timely funding.

Actions to encourage public housing residents to become more involved in management and participate in homeownership

The HACSB offers several ongoing programs to help residents become more involved in management and participate in homeownership. HACSB offers a Family Self-Sufficiency (FSS) program for its residents, which allows participants to save a portion of their income in escrow toward the family's departure from public housing. Residents in the Term-Limited Lease Assistance program have access to employment services and career mentoring through the HACSB's Career Development Initiatives department. The department assigns families to a caseworker that assists the family with creating and implementing a career plan. The HACSB partners with the County's Workforce Development and Transitional Assistance Departments to provide job training and placement for residents. Residents enrolled in school may also apply quarterly for scholarships through the HACSB. The HACSB plans to provide development-centered employment programs for residents, in such fields as green/sustainable building and property management, using Section 3 funding. Finally, residents may also participate on the Resident Advisory Board, which reviews the annual Moving to Work plans and provides comments.

If the PHA is designated as troubled, describe the manner in which financial assistance will be provided or other assistance

N/A

AP-65 Homeless and Other Special Needs Activities - 91.420, 91.220(i)

Introduction

San Bernardino County is covered by the San Bernardino County Homeless Partnership (the San Bernardino City and County Continuum of Care), a network of service providers covering San Bernardino County. The San Bernardino County Homeless Partnership brings together housing and service providers to meet the needs of individuals and families experiencing homelessness.

Describe the jurisdictions one-year goals and actions for reducing and ending homelessness including:

Reaching out to homeless persons (especially unsheltered persons) and assessing their individual needs

Over the next year, the San Bernardino County Homeless Partnership and other homeless housing and service providers in San Bernardino County will continue reaching out to homeless persons, including unsheltered persons, through street outreach, day centers, and emergency shelter services. For the 2025 program year, the County will fund subrecipient organizations for a variety of activities, including street outreach, needs assessment, case management, services navigation, and assistance in accessing housing.

Addressing the emergency shelter and transitional housing needs of homeless persons

During the 2025 program year, the County will fund the following emergency shelter and transitional housing activities:

- Year-round emergency shelter and supportive services
- Financial assistance for access to emergency shelter in motel/hotels, case management, and rapid rehousing services
- Facility-based shelter with supportive services including meals, individual case management, adult and youth services programs, and connection to permanent housing and rapid rehousing program

In addition, the County plans to utilize HOME-ARP funds to acquire two motels to serve as non-congregate shelters for homeless individuals and families, increasing the shelter system capacity by over 200 beds.

The County also intends to develop a 200-bed navigation center in the West End, with a preliminary budget of \$20 million. \$2.5 million of HOME-ARP funding will support this project.

Helping homeless persons (especially chronically homeless individuals and families, families with children, veterans and their families, and unaccompanied youth) make the transition to permanent housing and independent living, including shortening the period of time that individuals and families experience homelessness, facilitating access for homeless individuals and families to affordable housing units, and preventing individuals and families who were recently homeless from becoming homeless again

During the 2025 program year, San Bernardino County will prioritize the funding of permanent housing for people experiencing homelessness. In determining the allocation of CDBG and ESG, the County will prioritize low-barrier permanent housing and optional supportive services for individuals and families living in permanent housing, consistent with a Housing First approach.

The County will also fund organizations that provide case management and housing navigation services to assist individuals and families experiencing homelessness, including those staying in emergency shelters and transitional housing, make the transition to permanent housing and prevent returns to homelessness.

Finally, the County will work to increase the availability of affordable housing in San Bernardino County by using HOME funds to support the development of affordable rental housing, including housing for seniors and people with disabilities; to provide down payment assistance for low-income homebuyers; and to provide housing rehabilitation for low-income homeowners. The County will take steps to implement the strategies in its Analysis of Impediments to Fair Housing Choice, which includes strategies to support housing affordability in San Bernardino County.

Helping low-income individuals and families avoid becoming homeless, especially extremely low-income individuals and families and those who are: being discharged from publicly funded institutions and systems of care (such as health care facilities, mental health facilities, foster care and other youth facilities, and corrections programs and institutions); or, receiving assistance from public or private agencies that address housing, health, social services, employment, education, or youth needs.

Over the next year, housing and service providers in San Bernardino County will continue to work together to prevent homelessness in populations who are vulnerable to or at risk of homelessness. San Bernardino County will support the following homelessness prevention programs during the 2025 program year:

- Emergency Shelter/Street Outreach
- Rapid Rehousing
- Homeless Prevention
- HMIS

AP-75 Barriers to affordable housing - 91.420, 91.220(j)

Introduction

San Bernardino County faces several challenges in providing adequate affordable housing options. A lack of variety in housing types limits choices for residents, making it difficult to meet diverse housing needs. On September 27, 2022, San Bernardino County adopted the Housing Element plan, which outlined several goals related to barriers to housing affordability and residential investment that would meet current and future residents, including those with special needs.

- Need to further support the development of a broad range of housing types in sufficient quantity, location, and affordability levels that meet the lifestyle needs of current and future residents, including those with special needs;
- Need for an efficient administrative process that recognizes the need for efficient and timely review of residential projects while also ensuring and valuing the need for quality design, environmental review, and planning;
- Need to facilitate neighborhoods that protect the health, safety, and welfare of the community, and enhance public and private efforts in maintaining, reinvesting in, and upgrading the existing housing stock;
- Need for development, maintenance, modernization, and preservation of affordable housing; and the provision of assistance, where feasible, for residents to rent or purchase adequate housing in San Bernardino County; and
- Need to support equal housing opportunities for all persons regardless of race, age, religion, sex, marital status, disability status, ancestry, national origin, or color by providing support for fair housing services, facilitate the production of new income-restricted housing and target rental assistance for lower income households in high-resource areas, and encouraging the production of transitional and permanent supportive housing to serve special needs groups.

The County's Housing Element also identifies factors contributing to fair housing issues in the County, including:

- Lack of variety of housing types;
- Short-term rentals may have an impact on the long-term ownership and rental housing market in Joshua Tree
- Residential opposition preventing proposed new developments. This can discourage new investments and developer interest that would otherwise lead to affordable housing units, particularly in areas considered to be high or higher-resource areas.

- Residents in census tracts that provide a large number of housing opportunity sites exhibit a high rate of linguistic isolation that may prevent them from understanding fair housing issues, communicating violations, and commenting on proposed development projects.
- Residents throughout the western Valley region (incorporated and unincorporated) are exposed to higher rates of air pollution released by activities associated with local and regional logistics operations along the freeways, roads, and near warehouses and distribution facilities.

San Bernardino County's 2025 Analysis of Impediments to Fair Housing Choice (AI) further identifies challenges related to housing affordability and access as two of the County's barriers to fair housing choice, with contributing factors including:

- Limited new construction of affordable housing;
- Lack of variety in housing types;
- Older housing units in need of rehabilitation and repair;
- The Housing Authority has difficulty placing housing vouchers. There are long wait lists and long placement timeframes. Landlords often refuse to rent to voucher holders;
- Short-term rentals may have an impact on the long-term ownership and rental housing market in Joshua Tree;
- NIMBYism prevents proposed new developments;
- Limited access to homeownership and mortgage loans among Black households;
- Disproportionately high rates of housing needs among Black and Hispanic households, low-income renters, and people with disabilities; and
- Publicly supported housing populations exhibiting disproportionately high shares of Black households and disproportionately low shares of Hispanic households.

Survey respondents echoed concerns related to housing affordability and access, noting a particular need for assistance with purchasing homes/ downpayment assistance and grants to improve affordable rental housing/ apartments. Development of housing for specific populations, such as seniors and people with disabilities, and new construction of affordable rental units were also identified as high-level needs.

Actions it planned to remove or ameliorate the negative effects of public policies that serve as barriers to affordable housing such as land use controls, tax policies affecting land, zoning ordinances, building codes, fees and charges, growth limitations, and policies affecting the return on residential investment

The County's 2025 Analysis of Impediments to Fair Housing Choice identifies several strategies to address barriers to housing affordability and access, including:

- Continue using the Housing Development Fund and CDBG and HOME funds to increase and maintain the availability of high-quality, affordable rental housing through new construction and rehabilitation;
- Continue to consider affordable housing bonds, development fees, or other options to provide funding for the Housing Development Fund;
- Consider and adopt zoning code amendments that could increase possibilities for the development of affordable housing;
- For developers proposing LIHTC projects in areas with access to key community resources/opportunity factors, such as accessibility to employment centers or areas experiencing a loss of affordable rental units, work closely with the developers to increase the competitiveness of their applications through letters of support, provision of data and information, gap financing, and other assistance;
- Continue to review the Annual Qualified Allocation Plans issued by the California Tax Credit Allocation Committee under the Low Income Housing Tax Credit (LIHTC) program to identify local government policies or actions that may positively impact the competitiveness of developers' applications;
- Consider partnering with Community Land Trusts to support the development of permanently affordable housing options;
- Consider and adopt zoning code amendments that could support development of 'missing middle' and multifamily housing types;
- Continue to use CDBG, HOME or other funding to support housing rehabilitation and repair for low-income homeowners;
- Adopt a local source of income protection ordinance;
- Consider strategies to augment existing affordable housing programs and create new affordable housing programs to reduce potential impacts of short-term rentals in Joshua Tree;
- Develop educational programming with the goal of developing an understanding of affordable and workforce housing among county residents;

- Expand first-time homebuyer assistance and education programs and provide pre-application assistance to increase chances of securing a loan;
- Conduct outreach to local lenders to discuss disparities in homeownership rates and lending access;
- Expand housing rehabilitation and repair programs for low-income homeowners and renters;
- Increase the number of affordable accessible units through the expansion of Section 202, Section 811, or other funding source developments;
- Support programs that assist people with disabilities in making accessibility modifications to their homes;
- Support housing stability/fair housing services such as eviction prevention, rental assistance, and legal aid; and
- Periodically review and update publicly supported housing program procedures and requirements to ensure that they are free from language access barriers or other cultural barriers.

AP-85 Other Actions - 91.420, 91.220(k)

Introduction

This section details San Bernardino County's actions to ensure safe and affordable housing for its residents and plans to meet underserved needs, reduce poverty, develop institutional structure, and enhance coordination between public- and private-sector housing and community development agencies.

Actions planned to address obstacles to meeting underserved needs

One of the most significant obstacles to addressing underserved housing and community development needs is inadequate funding. The County encourages its agencies, Participating Cities, and other subrecipients to seek other resources and leverage additional funding from local, state, federal, and other sources whenever possible.

To maximize resources, the County will continue to build partnerships with service providers, nonprofit organizations, local governments, neighborhood councils, local businesses, community residents, and other stakeholders and develop and evaluate protocols and other actions that target underserved groups, ensuring that actions are not duplicative.

The County will provide funding for projects that address the unmet needs of underserved residents in the area. These projects will include improvements to infrastructure/public facilities, provision of services and programs to benefit low- and moderate-income and special-needs populations such as youth (and at-risk youth), seniors, and people with disabilities; provision of services for people experiencing homelessness and those at risk of becoming homeless; provision of affordable housing; and removal of blight with code enforcement activities.

The County aims to reduce the number of obstacles to address and meet the community, social, and economic development needs of low-income persons and their communities. By meeting these goals, the County intends to build upon and improve the quality of life of County residents, provide healthy and sustainable communities, and offer economic opportunities.

Actions planned to foster and maintain affordable housing

The County is taking active measures to promote and sustain affordable housing options. This involves efficiently utilizing current resources to deliver housing units and essential services while exploring creative funding avenues. Furthermore, the County is proactively seeking out innovative housing solutions, including alternative types with lower production costs like tiny homes, adaptive reuse models, shared housing options, and modular constructions.

Resources will be allocated to various programs aimed at fostering housing affordability. This includes continuing to utilize HOME funds to facilitate the development of affordable housing in collaboration with local Community Housing Development Organizations (CHDOs) and to fund a TBRA program to help families gain and maintain housing.

Furthermore, the County is committed to reviewing its zoning ordinances to identify and address any potential obstacles to affordable housing development, ensuring a supportive regulatory framework. This commitment extends to regular updates and revision of its Analysis of Impediments to Fair Housing Choice in 2020. Based on this assessment, the County is prepared to implement additional measures to advance fair and affordable housing opportunities within the community.

Actions planned to reduce lead-based paint hazards

During PY 2025-26, the County will continue to take proactive measures to reduce lead-based paint hazards. This includes conducting regular inspections to identify any lead-based paint hazards promptly. Upon identification, immediate remediation efforts are prioritized. These actions aim not only to decrease the risks associated with lead exposure but also to contribute to the preservation of the County's older housing stock, including properties of varying affordability levels.

The County adheres to HUD regulations in all federally funded affordable housing development projects and maintains close monitoring of housing rehabilitation activities funded by HOME and CDBG funds to ensure thorough addressing of potential lead exposure risks.

Furthermore, the County engages in community education initiatives focused on increasing awareness of lead exposure dangers, especially among children. Proactive home environmental screenings are conducted to identify and address potential hazards preemptively. Additionally, the County provides public health nurse case management services to individuals identified as having lead exposure risks, ensuring prompt follow-up and intervention.

Actions planned to reduce the number of poverty-level families

In 2025-26, the County will continue efforts to reduce the number of families facing poverty. This involves initiatives to address employment and ensure access to safe and affordable housing options.

To ensure that strategies for affordable housing are in line with reducing poverty, the County will provide resources for various programs. These programs include initiatives for affordable housing, rental assistance, housing counseling, and education on fair housing. The County will also allocate funding for public service programs that cater to the needs of low-income residents, seniors, youth, and homelessness prevention.

Homeless service providers play a crucial role in this effort by continuing to offer job search and resume assistance, emergency shelter, transitional housing, and essential services such as food, clothing, and childcare. Additionally, a focus on developing affordable and permanent housing near transportation hubs is emphasized. This approach not only provides shelter but also helps impoverished families access more employment opportunities while lowering transportation and housing costs.

Actions planned to develop institutional structure

The County has established an administrative structure to manage CDBG, HOME, and ESG funds effectively. To support potential subrecipients, CHDOs, and contractors, CDH provides technical assistance and a more in-depth understanding of the CDBG and HOME programs.

The County's institutional structure relies heavily on its citizen participation process. This approach ensures that informed and engaged citizens play a significant role in decision-making, encouraging community involvement and empowering residents to contribute effectively to the County's initiatives.

To achieve its goals and objectives, the County has developed strategic plans for affordable housing, homelessness, and workforce development. These plans provide a roadmap for cooperation among agencies and outline coordinated efforts to efficiently utilize federal, state, county, local, and other funding sources, maximizing impact across various initiatives.

Actions planned to enhance coordination between public and private housing and social service agencies

HACSB reports having one public housing unit. In 2022, HACSB completed its full portfolio conversion of public housing units through the HUD Rental Assistance Demonstration (RAD) program, converting them to project-based HCV units. In June 2022, HACSB completed its latest RAD conversion for Los Olivos, a 98-unit property in the City of Upland. The RAD program helps preserve public housing by converting federal funding from public housing to HCV funding. HCV funding has historically been more stable than public housing funding, and the shift to HCV funding can make it easier for housing authorities to borrow funds to support the preservation of former public housing units.

HACSB will continue to partner with area agencies to offer opportunities for residents, including youth employment and skills training, employment training, life skills training, a Head Start program, and a food bank. HACSB will also continue to create opportunities to help its residents move toward homeownership through its Homeownership Assistance Program. Such actions will help HACSB residents become more independent and make units available for families with greater needs.

Finally, San Bernardino County will continue to actively participate in the CoC. The CoC brings together nonprofit, government, and business leaders to provide a shared approach to ending and preventing homelessness. Membership includes emergency, transitional, and permanent housing providers, nonprofit social service organizations, and government agencies.

PROGRAM SPECIFIC REQUIREMENTS

AP-90 Program Specific Requirements - 91.420, 91.220(l)(1,2,4)

Introduction

In AP-90, San Bernardino County provides information required by regulations governing the three Entitlement grants it receives annually from HUD. The grants are CDBG, HOME, and ESG.

The Projects Table in AP-35 identifies projects that plan to utilize CDBG funds made available during the plan year. CDH estimates that 85% of all CDBG funds will be used for projects that benefit low-and moderate-income persons, an amount that exceeds the 75% minimum requirement for these funds. The following chart identifies the program income available for use and included in projects to be carried out.

Community Development Block Grant Program (CDBG)

Reference 24 CFR 91.220(l)(1)

Projects planned with all CDBG funds expected to be available during the year are identified in the Projects Table. The following identifies program income that is available for use and is included in projects to be carried out.

1. The total amount of program income that will have been received before the start of the next program year and that has not yet been reprogrammed	\$0
2. The amount of proceeds from section 108 loan guarantees that will be used during the year to address the priority needs and specific objectives identified in the grantee's strategic plan	\$0
3. The amount of surplus funds from urban renewal settlements	\$0
4. The amount of any grant funds returned to the line of credit for which the planned use has not been included in a prior statement or plan.	\$0
5. The amount of income from float-funded activities	\$0
Total Program Income	\$0

Other CDBG Requirements

1. The amount of urgent need activities	0
2. The estimated percentage of CDBG funds that will be used for activities that benefit persons of low and moderate income. Overall Benefit – A consecutive period of one, two, or three years may be used to determine that a minimum overall benefit of 70% of CDBG funds is used to benefit persons of low and moderate income. Specify the years covered that include this Annual Action Plan.	85.0%

HOME Investment Partnership Program (HOME)

Reference 24 CFR 91.220(l)(2)

1. A description of other forms of investment being used beyond those identified in Section 92.205 is as follows:

HOME program funds are anticipated to be used as gap financing for multifamily housing projects. The County will use its HOME program funds with permanent financing from private lenders, Low-Income Housing Tax Credits (LIHTC), and other funding sources such as MHSA. No additional forms of investment have been identified at this point for use with HOME program funds during this program year.

Description of Eligible HOME Program Applicants and Application Process

HOME program funds administered by the County will help finance new construction, acquisition, and rehabilitation of affordable housing for low- and very low-income families. The County periodically issues a NOFA or an RFI for HOME funding on an as needed basis. Applicants for CDH's HOME funding can be for-profit or nonprofit entities. There is no requirement for a specific corporate or County structure. Funding is available to private and nonprofit applicants/owners of permanent supportive housing. The project site to be funded must have a San Bernardino County address to qualify for HOME funds.

Under the HOME regulations, the County reserves 15% of its HOME allocation for investment in housing owned, developed, or sponsored by CHDOs. A CHDO is a Community Housing Development Organization organized under state or local law as a nonprofit with the purpose of providing affordable, decent housing to low- and moderate-income persons. Certification of a CHDO is subject to applicant eligibility according to 24 CFR Part 92.2 funding availability and immediate need for housing. The County does not administer an open CHDO application, as CHDOs are selected on a project-specific, funding-specific basis. The CHDO selection process is facilitated in coordination with the NOFA process and evaluated as part of that process.

For more information about HOME program application requirements, prospective applicants may contact CDH at (909) 501-0600 or check the Department website . To receive notifications and information regarding NOFA releases and funding opportunities, interested entities may sign up with the County's electronic procurement system (e-Pro) to register as a vendor and periodically check the website for updates.

2. A description of the guidelines that will be used for resale or recapture of HOME funds when used for homebuyer activities as required in 24 CFR 92.254, is as follows:

For the LMI homebuyer down payment and closing assistance program, the County has elected to employ the recapture of funds option described in the HOME regulations at 24 CFR 92.254(a)(5)(ii)(A). If a HOME assisted housing unit is sold or otherwise transferred during the required fifteen (15) year affordability period, the County will recapture the entire amount of HOME down payment assistance funds provided directly to the home buyer (direct subsidy) from the net proceeds of the sale of the property and the home buyer will be entitled to any available appreciation from the net proceeds after the direct subsidy has been recaptured by the County. The net proceeds of the sale shall be determined as the sales price minus the senior loan repayment, closing costs including brokers' commissions, escrow, title fees, etc., and the value of any documented capital improvements approved by the County prior to construction. Upon receipt of the recaptured funds, the County will prepare and execute documents necessary to reconvey or release the property without charge. Recaptured funds will be recycled through the County's HOME Investment Partnerships fund in order to assist other HOME eligible activities.

The HOME-assisted housing unit must be the home buyer's principal residence, and noncompliance will require repayment of all HOME funds invested in the property, not just a direct subsidy to the home buyer. Under current regulations, if affordability restrictions on a HOME project are conveyed to a lender due to foreclosure or transfer in lieu of foreclosure, the Participating Jurisdiction must repay the HOME account because the project has not met the affordability requirements for the full affordability period.

If a HOME-assisted homebuyer project with a recapture agreement no longer meets the applicable affordability requirements due to foreclosure, transfer in lieu of foreclosure, or assignment of an FHA-insured mortgage to HUD (involuntary sales), the County is responsible for repaying the direct HOME subsidy provided to the homebuyer from available net proceeds at the time of foreclosure or transfer in lieu of foreclosure. A short sale or deed in lieu is not considered an involuntary sale and is not permissible under current regulations.

3. A description of the guidelines for resale or recapture that ensures the affordability of units acquired with HOME funds? See 24 CFR 92.254(a)(4) are as follows:

In exchange for receiving funds to assist in the purchase of a home, the purchaser must sign loan documents, including a Promissory note, Disclosure Notice, and Subordinate Deed of Trust, which will provide upon a sale, transfer, lease, or any other disposition, including refinancing or incurring of additional debt secured by the home, within 20 years of purchase, the principal amount of the HOME assistance is repaid to the County.

4. Plans for using HOME funds to refinance existing debt secured by multifamily housing that is rehabilitated with HOME funds along with a description of the refinancing guidelines required that will be used under 24 CFR 92.206(b), are as follows:

Neither the County nor its subrecipients plan to use any of its HOME funds to refinance existing debt secured by multifamily housing rehabilitated with HOME funds during PY 2025-26. Should the County decide to refinance existing debt at a later date, CDH will submit a substantial amendment that will include a complete description of refinancing guidelines that will be used.

5. If applicable to a planned HOME TBRA activity, a description of the preference for persons with special needs or disabilities. (See 24 CFR 92.209(c)(2)(i) and CFR 91.220(l)(2)(vii)).

N/A

6. If applicable to a planned HOME TBRA activity, a description of how the preference for a specific category of individuals with disabilities (e.g. persons with HIV/AIDS or chronic mental illness) will narrow the gap in benefits and the preference is needed to narrow the gap in benefits and services received by such persons. (See 24 CFR 92.209(c)(2)(ii) and 91.220(l)(2)(vii)).

N/A

7. If applicable, a description of any preference or limitation for rental housing projects. (See 24 CFR 92.253(d)(3) and CFR 91.220(l)(2)(vii)). Note: Preferences cannot be administered in a manner that limits the opportunities of persons on any basis prohibited by the laws listed under 24 CFR 5.105(a).

N/A

Emergency Solutions Grant (ESG)

Reference 91.220(l)(4)

1. Include written standards for providing ESG assistance (may include as attachment)

See the attached Appendix B, "San Bernardino County Emergency Solutions Grant (ESG) Written Standards."

2. If the Continuum of Care has established a centralized or coordinated assessment system that meets HUD requirements, describe that centralized or coordinated assessment system.

The County utilizes a coordinated assessment system to assist with service provisions to the program participants of the CoC and ESG programs. The County's coordinated assessment system, the Coordinated Entry System (CES), is based on HMIS. The CES is used as the preliminary screening to assess client needs utilizing a screening tool known as the VI-SPDAT (Vulnerability Index - Service Prioritization Decision Assistance Tool), which surveys applicants to determine risk via a scoring system. Based upon the scoring, applicants are then prioritized for services and referred to the appropriate service providers based on the

applicants' assessed needs and the prioritized target populations, as identified by the CoC Written Standards for the CoC-funded and ESG-funded programs.

The local CoC has established and standardized a regional 24-hour, telephone-based CES, where consumers and agencies can call to access intake for homeless-related services and receive referrals for housing placement or resources. Utilizing the 211 call center approach, the County mandates its ESG service providers to access the appropriate housing and service interventions through CES to make it easier for persons experiencing homelessness or a housing crisis to receive services.

This system aims to “enhance the quality of client screening and assessment and better target program assistance to where it can be the most effective.” It decreases fragmentation and directs clients toward resources that are most efficiently and effectively used. Utilization of CES also reduces sequential referrals to numerous providers for each client.

When using the centralized intake system, a person seeking services contacts 211 (a toll-free number) directly to obtain initial screening before being referred to the appropriate service provider in the CoC. Every service provider uses the same assessment tool, data collection methods, and targeting strategy for financial assistance, case management prevention, rapid rehousing, and other services. Using a coordinated access process creates an accessible and uniform system used to connect persons who are homeless or at risk of homelessness with appropriate resources available in the CoC.

Finally, San Bernardino County coordinates homeless services with entitlement and non-entitlement cities throughout the County. OHS serves as the lead agency for the local CoC. CDH oversees the distribution of ESG funds for its service area, including all unincorporated areas and the 13 Participating Cities. Any subrecipient organizations that receive ESG grant funds from San Bernardino County must coordinate with and report their homeless services data in the Homeless Management Information System (HMIS), administered by OHS on behalf of the CoC. All service providers in the CoC use a standard assessment tool, data collection methods, and targeting strategy. As permitted by HUD, client data from providers of services to domestic violence victims are not reported in the County's HMIS.

3. Identify the process for making sub-awards and describe the ESG allocation available to private nonprofit organizations (including community and faith-based organizations).

Eligible homeless services provider recommendations result from a selection committee process that begins with a County-approved procurement method, such as an RFP, to identify qualified contractors to provide ESG services for multiple years to coincide with the 2025-29 Con Plan's funding and goals. Once finalized the RFP is transmitted electronically to all identified service providers participating in the Homeless Provider Network (HPN). The information is also posted on CDH's website (<https://sbcountycdha.com/>).

In awarding ESG funds, the County is mindful that service providers should be geographically and strategically located throughout the County and that their services should align with the Homeless Strategic Action Plan. An Evaluation Committee is used to review proposals submitted to the County. The

Committee may consist of staff from CDH and other County departments/partners (e.g., the Department of Behavioral Health, OHS, and HACSB). Standardized rating and scoring procedures and forms are used in this process. CDH uses recommendations from the review process to develop a list of recommended funding choices for consideration and approval by the Board.

4. If the jurisdiction is unable to meet the homeless participation requirement in 24 CFR 576.405(a), the jurisdiction must specify its plan for reaching out to and consulting with homeless or formerly homeless individuals in considering policies and funding decisions regarding facilities and services funded under ESG.

The County works closely with the CoC and its service providers to ensure that homeless persons or persons who were previously homeless have access to the CoC's policy development and operations processes, including ESG. The CoC, governed by the ICH Board, guides decisions and creates policies that govern the County's homeless service delivery system. The CoC Board includes representatives from various homeless service providers throughout the county. The CoC Board also includes formerly homeless individuals who have active voting status on the Board and are integral to the voting process used to determine homeless priorities, strategies, funding recommendations, and program enhancements that impact both CoC-funded programs and the ESG program. CDH's homeless operations are in collaboration with the local CoC and ICH.

Additionally, the County's ESG program staff collaborate with subrecipients to consult with homeless or formerly homeless community members. The subrecipients collectively consult with these populations through participation in annual Citizen Participation meetings, which are advertised via public notice and serve to capture feedback from homeless or formerly homeless individuals. Further, the County's ESG program staff ensure that all ESG providers with whom the County contracts submit completed Homeless Participation Certifications.

5. Describe performance standards for evaluating ESG.

The ESG program promotes collaboration between agencies to direct the County's 2022 Homeless Strategic Action Plan's implementation. The ESG program's goals and objectives remain consistent with those of the CoC. Partners to whom funding is awarded are evaluated based on their responses to the County's NOFA or another County-approved procurement method, which ensures alignment with the ESG program's goals and objectives.

ESG program staff monitor HMIS Data Report Cards monthly. The number of clients served is also evaluated monthly to determine whether subrecipients are meeting performance measures and benchmarks. Additionally, the County employs performance standards based on "percentages of successful outcomes" that consider a participant's housing stability at six months and again at 12 months after receiving ESG assistance.

New ESG contracts associated with PY 2025-26 funds will continue to emphasize tracking clients for up to a year following the termination of assistance.

While not formally required, all subrecipients are strongly encouraged to participate in CoC Board meetings. In collaboration with the CES for client referral, ESG subrecipients are included in the 211 Directory.

Appendices

APPENDIX A **Citizen Participation Records**

APPENDIX B **AP-90 ESG Program Written Standards**

APPENDIX C **SF-424's, HUD-424B's, and Certifications**

Appendix A

Citizen Participation Records

PUBLIC HEARING #1: January 14, 2025

- Board Agenda Item
- Notice of Hearing and Proof of Publications
- Public Comments Received Regarding the Annual Action Plan

PUBLIC HEARING #2: March 25, 2025

- Board Agenda Item
- Notice of Hearing and Proof of Publications

BOARD APPROVAL: May 7, 2024

- Board Agenda Item

CONSOLIDATED PLAN COMMUNITY SURVEY

COMMUNITY MEETINGS NOTICE AND PROOF OF PUBLICATIONS

**REPORT/RECOMMENDATION TO THE BOARD OF SUPERVISORS
OF SAN BERNARDINO COUNTY
AND RECORD OF ACTION**

January 14, 2025

FROM

CARRIE HARMON, Director, Community Development and Housing Department

SUBJECT

Public Hearing to Receive Comments to Assist in the Development of the United States Department of Housing and Urban Development 2025-30 Five-Year Consolidated Plan and the 2025-26 Annual Action Plan

RECOMMENDATION(S)

Conduct a public hearing to:

1. Obtain comments from residents, service providers, and other stakeholders regarding local housing and community development needs to assist in the development of the United States Department of Housing and Urban Development 2025-30 Five-Year Consolidated Plan and the 2025-26 Annual Action Plan.
2. Report on the accomplishments and progress toward completing the 2020-25 Five-Year Consolidated Plan Goals.

(Presenter: Carrie Harmon, Director, 382-3983)

COUNTY AND CHIEF EXECUTIVE OFFICER GOALS & OBJECTIVES

Promote the Countywide Vision.

Ensure Development of a Well-Planned, Balanced, and Sustainable County.

Provide for the Safety, Health and Social Service Needs of County Residents.

FINANCIAL IMPACT

This item will not result in the use of Discretionary General Funding (Net County Cost). The results of the hearing will inform the usage of funds.

BACKGROUND INFORMATION

As part of the County's Citizen Participation Plan, a public hearing is required to gather public comments on housing and community development needs. This input will support the development of the next Consolidated Plan and Action Plan. The Consolidated Plan is a strategic framework that helps communities evaluate their affordable housing and development needs. It fosters a collaborative dialogue among residents and stakeholders to establish priorities for funding through the Community Development Block Grant (CDBG), HOME Investment Partnerships (HOME), and Emergency Solutions Grant (ESG) programs. The Consolidated Plan guides the development of Action Plans, which outline specific actions, activities, and resource allocations to address identified priorities and goals for each year of the Consolidated Plan. The Consolidated Plan seeks to enhance community well-being and economic stability by focusing on data-driven and place-based investment decisions. This is the initial public hearing, and no formal action by the Board of Supervisors (Board) is necessary.

**Public Hearing to Receive Comments to Assist in the Development of
the United States Department of Housing and Urban Development 2025-
30 Five-Year Consolidated Plan and the 2025-26 Annual Action Plan
January 14, 2025**

The County is classified by HUD as an Entitlement Urban County which includes the unincorporated areas of the County and cities that choose to participate in the County's CDBG, HOME, and ESG programs. There are currently 13 Cooperating Cities: Adelanto, Barstow, Big Bear Lake, Colton, Grand Terrace, Highland, Loma Linda, Montclair, Needles, Redlands, Twentynine Palms, Yucaipa, and the Town of Yucca Valley. The cities of Chino Hills and Rancho Cucamonga have chosen to only participate in the County's HOME program. These 15 cities are referred to as the County's Consortium.

To identify the needs of the County's Consortium, the Community Development and Housing Department (CDH) has conducted outreach efforts to gather insights on priority needs and develop goals for the 2025-30 Consolidated Plan aimed at guiding the use of federal funds from HUD. CDH created a community survey to collect input from residents and stakeholders. This survey was promoted through multiple media channels and at local events. CDH received 1,668 responses to this survey, which will be incorporated into the comments received during this public hearing to guide the development of the County's priorities and goals. This initiative aims to ensure community voices are included in the planning process, addressing the most critical needs within the county. Below are the 2020-25 Consolidated Plan goals and accomplishments to date.

Once the new priorities and goals are developed, CDH will return to the Board to present the draft Consolidated Plan and Action Plan for review and approval. Upon completion of the citizen participation process and the review of comments, the final plans will be submitted to the Board for adoption in April 2025. The Board-approved plans will be sent to HUD for its review and approval.

2020-2025 Consolidated Plan Goals

- Provide funding to acquire, construct, or rehabilitate public facilities, capital infrastructure, and community development needs within the County's Consortium.
- Support organizations addressing public service needs within the County's Consortium.
- Offer resources for new construction, acquisition, or rehabilitation of affordable housing within the County's Consortium.
- Assist organizations that provide emergency housing and support services for people experiencing homelessness within the County's Consortium.

The following information is a summary of accomplishments for the use of CDBG, HOME, and ESG funds for Program Year 2023-24.

CDBG Accomplishments

The County invested CDBG funds to enhance housing, infrastructure, and public services for low- and moderate-income residents. A total of \$5,200,723 was dedicated in 2023-24 to public facility and infrastructure improvements, Americans with Disabilities Act (ADA) upgrades, programs for special populations, and community safety projects. These projects included:

- **CDBG Public and Neighborhood Facilities/Infrastructure Improvements:** \$3,626,457 was invested across nine community improvement projects. These projects focused on making public spaces more accessible for people with disabilities; enhancing senior centers, parks, and recreational facilities; and improving streets, sidewalks, curbs, and gutters.

Newly improved public and neighborhood facilities include the ADA accessibility

**Public Hearing to Receive Comments to Assist in the Development of
the United States Department of Housing and Urban Development 2025-
30 Five-Year Consolidated Plan and the 2025-26 Annual Action Plan
January 14, 2025**

improvements to the swimming complex and RV parking areas at Yucaipa Regional Park, ADA accessibility improvements to sidewalks and picnic shelters at Prado Regional Park, and ADA sidewalk improvements at Boulder Bay Park in the City of Big Bear Lake. These improvements provide more recreational opportunities for those with mobility limitations to two County Regional Parks and the City of Big Bear's Boulder Bay Park. The City of Redlands focused on community senior improvements at the Joslyn Senior Center, which included kitchen improvements to support the senior congregate meal program. To provide safe walking paths for travel within low-income residential communities, the cities of Loma Linda and Montclair rehabilitated existing sidewalks, curbs, and gutters or filled-in areas where there were no sidewalks. These improvements not only enhanced safety for pedestrians but also improved the overall community infrastructure.

- **CDBG Public Service:** \$636,573 was spent on 26 public service projects to provide services to 27,092 low-to-moderate income county residents, including seniors, children/youth, and disabled persons. The services provided include Countywide Fair Housing and Tenant/Landlord Mediation Services, Adelanto Food and Clothing Distribution, Barstow New Hope Village – Housing and Services, Grand Terrace Senior Meals and Coordinator Program, Highland Family YMCA Scholarships, Loma Linda Adult Literacy Program, Montclair Graffiti Abatement, and Redlands Legal Services – YMCA of the East Valley Program. These services improved access to many vital resources that assist in improving the quality of life for residents.
- **CDBG Community Projects:** \$937,693 was spent on community code enforcement and a community fire truck. Enhanced Code Enforcement activities were provided in the City of Highland to help improve health, safety, and quality of life for residents. The purchase of a fire truck increased fire protection and safety in the low- and moderate-income community of Lucerne Valley.

HOME Accomplishments

In 2023-24, the County invested \$1,529,593 in HOME funds on the following affordable housing development projects throughout the county:

- **HOME Project – Las Terrazas:** \$917,955 was expended on the completion of the Las Terrazas Apartment community, consisting of 112 affordable units, of which 48 are designated HOME units enhancing access to affordable housing for low-income individuals and families. The Las Terrazas project also includes 12 permanent supportive housing units for homeless and special needs clients with mental health conditions for whom the Department of Behavioral Health will provide supportive services.
- **HOME Project – Liberty Lane:** \$611,638 was spent to construct the Liberty Lane affordable apartment complex in the City of Redlands. This is a new development aimed at providing affordable housing options with an emphasis on serving veterans who are experiencing homelessness. The development will consist of 80 one-, two-, and three-bedroom units. The project will set aside nine HOME units for low-income individuals and families. The project will also include 62 permanent supportive housing units, and nine will be reserved for special needs homeless clients. Construction is underway and is expected to be ready for occupancy in the fall of 2026, offering valuable housing

**Public Hearing to Receive Comments to Assist in the Development of
the United States Department of Housing and Urban Development 2025-
30 Five-Year Consolidated Plan and the 2025-26 Annual Action Plan
January 14, 2025**

resources for low-income residents.

- **HOME Project – Rialto Metrolink South Apartments:** Located in the City of Rialto, the project is the first transit-oriented affordable apartment community complex within the county. Construction was completed in January of 2024. This new development boasts a stunning design and layout that helps create a sense of community and provides an outstanding quality of life to residents. The development consists of 55 one-, two-, and three-bedroom units; residents of this community will benefit from residing near the Rialto Metrolink Station and an Omnitrans stop, giving residents access to multiple transit options which will reduce the number of cars on our roads while improving resident access to employment opportunities.

ESG Accomplishments

In 2023-24, the County invested \$374,751 in ESG funds to address homelessness. These funds supported goals focusing on enhancing emergency shelter capacity and quality, supporting the operation of existing shelters, providing essential services to shelter residents, facilitating the re-housing of homeless individuals and families, and preventing homelessness. These initiatives aim to address the root causes of homelessness and provide comprehensive support for those who are homeless and at risk of homelessness:

- **Homelessness Prevention:** \$21,120 was spent to assist 15 individuals to remain housed, including assistance with housing relocation, stabilization, rental assistance, and financial support.
- **Emergency Shelter:** \$51,061 was used to support 67 individuals through emergency shelters, providing case management, meals, clothing, childcare, transportation, and other essential services to meet basic needs and stabilize their situations.
- **Rapid Re-Housing:** \$302,570 was expended to help 16 individuals transition from homelessness to permanent housing, providing housing search, rental assistance, landlord recruitment, and ongoing retention services.

Coronavirus Aid, Relief, and Economic Security (CARES) Act Funding Accomplishments

This CARES funding includes the Community Development Block Grant-COVID (CDBG-CV) and Emergency Solutions Grant-COVID (ESG-CV). This funding continued to provide resources to respond to and prevent the spread of COVID among low- and moderate-income residents and to support a variety of homeless prevention, economic development, and public service activities to mitigate the impacts of COVID. Below are the accomplishments for CDBG-CV and ESG-CV since program inception.

CDBG-CV Accomplishments

A total of \$5,981,357 of CDBG-CV funds were expended since 2019-20 to provide various activities throughout the county:

- **CDBG-CV Economic Development Direct Financial Assistance to For-Profit Business:** \$137,424 was spent to provide loans to small businesses in Yucaipa, which were converted to grants once requirements were fulfilled by each business. A total of 12 full-time equivalent jobs were preserved due to the investment in small businesses.

**Public Hearing to Receive Comments to Assist in the Development of
the United States Department of Housing and Urban Development 2025-
30 Five-Year Consolidated Plan and the 2025-26 Annual Action Plan
January 14, 2025**

- **CDBG-CV Public Service:** \$3,466,058 was spent on 29 public service projects to agencies providing services to 73,834 low-to-moderate-income residents, including seniors, children, and disabled persons. Services included food distribution, youth programming, mortgage assistance, and homeless assistance.
- **CDBG-CV Facility Rehabilitation:** \$2,377,875 was spent on three facility rehabilitation projects. Low- and moderate-income persons were assisted by projects such as the construction of outdoor dining areas at Redlands and Colton Senior Centers and the rehabilitation of facilities to a temporary homeless shelter at Pacific Village.

CDBG-CV funds are one-time funds from HUD. The expenditure deadline is October 22, 2026.

ESG-CV Accomplishments

A total of \$3,649,618 of ESG-CV funds were expended since 2019-20. The funding helped ensure continuous shelter operations and enhanced efforts to rehouse displaced individuals, thereby mitigating the long-term effects of the pandemic on housing insecurity. The County successfully delivered vital support to its most vulnerable residents through this coordinated approach.

- **Homelessness Prevention:** \$166,512 was spent to assist 66 individuals avoid becoming homeless. This included assistance with housing relocation, stabilization, rental assistance, and financial aid.
- **Emergency Shelter:** \$940,666 was used to support 510 individuals through emergency shelters, providing case management, meals, clothing, childcare, transportation, and other essential services to meet basic needs and stabilize their situations.
- **Street Outreach:** \$74,958 was utilized to assist 260 unsheltered individuals with case management, transportation to shelters, and access to emergency and mental health services.
- **Rapid Re-Housing:** \$2,467,482 was expended to help 669 individuals transition from homelessness to permanent housing by providing housing search, rental assistance, landlord recruitment, and ongoing retention services.

ESG-CV funds are one-time funds from HUD, which the County fully expended in 2023-24.

Public Hearing Notice

To meet public hearing notice requirements, the County published a public notice in the following publications: Big Bear Grizzly, Daily Press, Hi-Desert Star, Inland Valley Daily Bulletin, La Prensa Hispana, and The Sun. The County also posted notices and any applicable supporting documentation on the CDH's website for no less than 30 days. The public comment period began on December 13, 2024, and will conclude with this public hearing.

PROCUREMENT

Not applicable.

**Public Hearing to Receive Comments to Assist in the Development of
the United States Department of Housing and Urban Development 2025-
30 Five-Year Consolidated Plan and the 2025-26 Annual Action Plan
January 14, 2025**

REVIEW BY OTHERS

This item has been reviewed by County Counsel (Suzanne Bryant, Deputy County Counsel, 387-5455) on November 21, 2024; Finance (Paul Garcia, Administrative Analyst, 386-8392) on December 23, 2024; and County Finance and Administration (Cheryl Adams, Deputy Executive Officer, 388-0238) on December 23, 2024.

**Public Hearing to Receive Comments to Assist in the Development of
the United States Department of Housing and Urban Development 2025-
30 Five-Year Consolidated Plan and the 2025-26 Annual Action Plan
January 14, 2025**


Record of Action of the Board of Supervisors
San Bernardino County

Hearing Opened
Public Comment: Eric Menendez, Joaquin Castillejos
Hearing Closed

RECEIVED REPORT

Ayes: Col. Paul Cook (Ret.), Jesse Armendarez, Dawn Rowe, Curt Hagman, Joe Baca, Jr.

Lynna Monell, CLERK OF THE BOARD

BY 
DATED: January 14, 2025



cc: File - Community Development and Housing Department w/
attachment

JLL 01/21/2025

**San Bernardino County
Community Development and Housing Department
Public Comments for the Development of the HUD 2025-30
Consolidated Plan and the 2025-26 Annual Action Plan**

NOTICE OF HEARING

NOTICE IS HEREBY GIVEN that the Board of Supervisors (Board) of San Bernardino County (County) will hold a public hearing on TUESDAY, January 14, 2025, AT 10:00 A.M., in the Covington Chambers, 385 North Arrowhead Avenue, First Floor, San Bernardino, CA. The purpose of the hearing is to receive public comment on the housing and community development needs within the County Consortium. This will assist the County in drafting the United States Department of Housing and Urban Development 2025-30 Five-Year Consolidated Plan (Con Plan) and the 2025-26 One-Year Action Plan (Action Plan).

BACKGROUND Each year since 1975, the County has qualified to receive federal housing and community development grant funds from HUD. The funds are used to develop viable communities that provide decent housing, suitable living environments, and expanded economic opportunities, principally for low- and moderate-income persons. The Community Development Block Grant (CDBG), Emergency Solutions Grant (ESG) and Home Investment Partnerships Program (HOME) funds are for eligible projects and activities in the unincorporated communities and thirteen (13) cooperating cities. These cities are Adelanto, Barstow, Big Bear Lake, Colton, Grand Terrace, Highland, Loma Linda, Montclair, Needles, Redlands, Twentynine Palms, Yucaipa, and the Town of Yucca Valley. For the purpose of these grant funds, this area is referred to as the "County Consortium." In addition to these cities, the Cities of Chino Hills and Rancho Cucamonga have been approved by HUD to participate in the County's HOME Investment Partnerships Program (HOME) Consortium.

As part of the County's Citizen Participation Plan, a public hearing is required to gather public comments on housing and community development needs. This input will support the development of the next Con Plan and Action Plan. Public comments received will help establish the five-year priority needs and goals, guiding how CDBG, HOME, and ESG funds are prioritized. This is the initial public hearing, and no formal action by the Board of Supervisors is necessary.

PUBLIC COMMENT For a minimum period of thirty (30) days beginning on December 13, 2024, and ending on January 14, 2025, the public is invited to submit written comments on housing and community development needs to assist in the development of the Con Plan and Action Plan. Citizen comments submitted after this time are welcomed; however, any comments received after the close of the public hearing on January 14, 2025, will not be included in the development of the Con Plan and Action Plan.

The Board meetings are open to the public for public participation. Meetings are held in the Covington Chambers in the County Government Center located at 385 North Arrowhead Avenue, First Floor, San Bernardino, CA 92415. All members of the public entering the building are required to go through a security scan.

You may also observe the live stream of the Board meetings at <https://www.sbcounty.gov/Main/Pages/ViewMeetings.aspx>. If you wish to make a comment on this or any agenda item prior to the day of the meeting, please submit your comments to the Clerk of the Board of Supervisors via email to BoardMeetingComments@cob.sbcounty.gov or online at <https://www.sbcounty.gov/cob/publiccomments/> by 8:00 A.M. on the Tuesday of the Board meeting. Comments will be placed in the record at the meeting.

If you challenge any decision regarding the above proposal in court, you may be limited to raising only those issues you or someone else raised at the public hearing described in this notice or in written correspondence delivered to the Board at, or prior to, the public hearing.

ADA Accessibility: If you require a reasonable modification or accommodation for a disability and/or interpretation services, please call the Clerk of the Board of Supervisors at (909) 387-3841 or email COB@sbcounty.gov to request an accommodation at least 72 hours prior to the Board meeting.

San Bernardino County
Community Development and Housing Department
560 East Hospitality Lane, Suite 200
San Bernardino, CA 92415-0043
Attn: Bryan Anderson
or call (909) 501-0625

DAWN ROWE, CHAIR
BOARD OF SUPERVISORS OF
SAN BERNARDINO COUNTY

LYNNA MONELL
CLERK OF THE BOARD OF SUPERVISORS

Inland Valley Daily Bulletin

3200 Guasti Road, Suite 100
Ontario, CA 91761
626-544-0885
legals@inlandnewspapers.com

5005702

CALIFORNIA NEWSPAPER SERVICE BUREAU -
SB/CTY
PO BOX 60460
LOS ANGELES, CA 90060

FILE NO. 3872623

PROOF OF PUBLICATION (2015.5 C.C.P.)

STATE OF CALIFORNIA County of San Bernardino

I am a citizen of the United States, I am over the age of eighteen years, and not a party to or interested in the above-entitled matter. I am the principal clerk of the printer of INLAND VALLEY DAILY BULLETIN, a newspaper of general circulation printed and published daily for the City of Ontario, County of San Bernardino, and which newspaper has been adjudged a newspaper of general circulation by the Superior Court of the County of San Bernardino, State of California, on the date of August 24, 1951, Case Number 70663. The notice, of which the annexed is a true printed copy, has been published in each regular and entire issue of said newspaper and not in any supplement thereof on the following dates, to wit:

12/13/2024

I declare under the penalty of perjury that the foregoing is true and correct.

Executed at Ontario, San Bernardino Co., California, on this 16th day of December, 2024.



Signature

Legal No.

0011703750

San Bernardino County Community Development and Housing Department Public Comments for the Development of the HUD 2025-30 Consolidated Plan and the 2025-26 Annual Action Plan NOTICE OF HEARING

NOTICE IS HEREBY GIVEN that the Board of Supervisors (Board) of San Bernardino County (County) will hold a public hearing on **TUESDAY, January 14, 2025, AT 10:00 A.M.**, in the Covington Chambers, 385 North Arrowhead Avenue, First Floor, San Bernardino, CA. The purpose of the hearing is to receive public comment on the housing and community development needs within the County Consortium. This will assist the County in drafting the United States Department of Housing and Urban Development 2025-30 Five-Year Consolidated Plan (Con Plan) and the 2025-26 One-Year Action Plan (Action Plan).

BACKGROUND Each year since 1975, the County has qualified to receive federal housing and community development grant funds from HUD. The funds are used to develop viable communities that provide decent housing, suitable living environments, and expanded economic opportunities, principally for low- and moderate-income persons. The Community Development Block Grant (CDBG), Emergency Solutions Grant (ESG) and Home Investment Partnerships Program (HOME) funds are for eligible projects and activities in the unincorporated communities and thirteen (13) cooperating cities. These cities are Adelanto, Barstow, Big Bear Lake, Colton, Grand Terrace, Highland, Loma Linda, Montclair, Needles, Redlands, Twentynine Palms, Yucaipa, and the Town of Yucca Valley. For the purpose of these grant funds, this area is referred to as the "County Consortium." In addition to these cities, the Cities of Chino Hills and Rancho Cucamonga have been approved by HUD to participate in the County's HOME Investment Partnerships Program (HOME) Consortium.

As part of the County's Citizen Participation Plan, a public hearing is required to gather public comments on housing and community development needs. This input will support the development of the next Con Plan and Action Plan. Public comments received will help establish the five-year priority needs and goals, guiding how CDBG, HOME, and ESG funds are prioritized. This is the initial public hearing, and no formal action by the Board of Supervisors is necessary.

PUBLIC COMMENT For a minimum period of thirty (30) days beginning on December 13, 2024, and ending on January 14, 2025, the public is invited to submit written comments on housing and community development needs to assist in the development of the Con Plan and Action Plan. Citizen comments submitted after this time are welcomed; however, any comments received after the close of the public hearing on January 14, 2025, will not be included in the development of the Con Plan and

Action Plan.

The Board meetings are open to the public for public participation. Meetings are held in the Covington Chambers in the County Government Center located at 385 North Arrowhead Avenue, First Floor, San Bernardino, CA 92415. All members of the public entering the building are required to go through a security scan.

You may also observe the live stream of the Board meetings at <https://www.sbcounty.gov/Main/Pages/ViewMeetings.aspx>. If you wish to make a comment on this or any agenda item prior to the day of the meeting, please submit your comments to the Clerk of the Board of Supervisors via email to BoardMeetingComments@cob.sbcounty.gov or online at <https://www.sbcounty.gov/cob/publiccomments/> by 8:00 A.M. on the Tuesday of the Board meeting. Comments will be placed in the record at the meeting.

If you challenge any decision regarding the above proposal in court, you may be limited to raising only those issues you or someone else raised at the public hearing described in this notice or in written correspondence delivered to the Board at, or prior to, the public hearing.

ADA Accessibility: If you require a reasonable modification or accommodation for a disability and/or interpretation services, please call the Clerk of the Board of Supervisors at (909) 387-3841 or email COB@sbcounty.gov to request an accommodation at least 72 hours prior to the Board meeting.

San Bernardino County
DAWN ROWE, CHAIR
Community Development and
Housing Department
BOARD OF SUPERVISORS OF
560 East Hospitality Lane, Suite 200
SAN BERNARDINO COUNTY
San Bernardino, CA 92415-0043
Attn: Bryan Anderson
LYNNA MONELL

or call (909) 501-0625
CLERK OF THE BOARD OF
SUPERVISORS

12/13/24

IVDB-3872623#

INLAND VALLEY DAILY
BULLETIN/ONTARIO

California Newspaper Service Bureau

Public Notice Advertising Since 1934

Tel 1-800-788-7840 Fax 1-800-474-9444

Local Offices and Representatives in:

Los Angeles, Santa Ana, San Diego, Riverside/San Bernardino,
San Francisco, Oakland, San Jose, Sacramento

Special Services Available in Phoenix

DECLARATION

I am a resident of Los Angeles County, over the age of eighteen years and not a party to or interested in the matter noticed.

The notice, of which the annexed is a printed copy appeared in the:

LA PRENSA HISPANA

On the following dates:

12/13/2024

I certify (or declare) under penalty of perjury that the foregoing is true and correct.

Dated at Los Angeles, California, this

20th day of December 2024



Irene Andal

Signature

3872613

*"The only Public Notice which is justifiable
from the standpoint of true economy and the public interest,
is that which reaches those who are affected by it"*



* A 0 0 0 0 0 6 9 8 8 6 2 5 *

**San Bernardino County
Community Development and Housing
Department**
**Public Comments for the Development of
the HUD 2025-30 Consolidated Plan and
the 2025-28 Annual Action Plan**
NOTICE OF HEARING
NOTICE IS HEREBY GIVEN that the Board of Supervisors (Board) of San Bernardino County (County) will hold a public hearing on **TUESDAY, January 14, 2025, AT 10:00 A.M.** in the Covington Chambers, 385 North Arrowhead Avenue, First Floor, San Bernardino, CA. The purpose of the hearing is to receive public comment on the housing and community development needs within the County Consortium. This will assist the County in drafting the United States Department of Housing and Urban Development 2025-30 Five-Year Consolidated Plan (Con Plan) and the 2025-28 One-Year Action Plan (Action Plan).

BACKGROUND: Each year since 1975, the County has qualified to receive federal housing and community development grant funds from HUD. The funds are used to develop viable communities that provide decent housing, suitable living environments, and expanded economic opportunities, principally for low- and moderate-income persons. The Community Development Block Grant (CDBG), Emergency Solutions Grant (ESG) and Home Investment Partnerships Program (HOME) funds are for eligible projects and activities in the unincorporated communities and thirteen (13) cooperating cities. These cities are Adelanto, Barstow, Big Bear Lake, Colton, Grand Terrace, Highland, Loma Linda, Montclair, Needles, Redlands, Twenty-nine Palms, Yucaipa, and the Town of Yucca Valley. For the purpose of these grant funds, this area is referred to as the "County Consortium." In addition to these cities, the Cities of Chino Hills and Rancho Cucamonga have been approved by HUD to participate in the County's HOME Investment Partnerships Program (HOME) Consortium.

As part of the County's Citizen Participation Plan, a public hearing is required to gather public comments on housing and community development needs. This input will support the development of the next Con Plan and Action Plan. Public comments received will help establish the five-year priority needs and goals, guiding how CDBG, HOME, and ESG funds are prioritized. This is the initial public hearing, and no formal action by the Board of Supervisors is necessary.

PUBLIC COMMENT: For a minimum period of thirty (30) days beginning on December 13, 2024, and ending on January 14, 2025, the public is invited to submit written comments on housing and community development needs to assist in the development of the Con Plan and Action Plan. Citizen comments submitted after this time are welcomed; however, any comments received after the close of the public hearing on January 14, 2025, will not be included in the development of the Con Plan and Action Plan.

The Board meetings are open to the public for public participation. Meetings are held in the Covington Chambers in the County Government Center located at 385 North Arrowhead Avenue, First Floor, San Bernardino, CA 92415. All members of the public entering the building are required to go through a security scan.

You may also observe the live stream of the Board meetings at <https://www.sbcounty.gov/Main/Pages/ViewMeetings.aspx>. If you wish to make a comment on this or any agenda item prior to the day of the meeting, please submit your comments to the Clerk of the Board of Supervisors via email to BoardMeetingComments@cob.sbcounty.gov or online at <https://www.sbcounty.gov/cob/publiccomments/> by 8:00 A.M. on the Tuesday of the Board meeting. Comments will be placed in the record at the meeting.

If you challenge any decision regarding the above proposal in court, you may be limited to raising only those issues you or someone else raised at the public hearing described in this notice or in written correspondence delivered to the Board at, or prior to, the public hearing.

ADA Accessibility: If you require a reasonable modification or accommodation for a disability and/or interpretation services, please call the Clerk of the Board of Supervisors at (909) 387-3841 or email COB@sbcounty.gov to request an accommodation at least 72 hours prior to the Board meeting.

San Bernardino County
DAWN ROWE, CHAIR
Community Development and Housing
Department
BOARD OF SUPERVISORS OF
580 East Hospitality Lane, Suite 200
SAN BERNARDINO COUNTY
San Bernardino, CA 92415-0043
Attn: Bryan Anderson
LYNNA MONELL
or call (909) 501-0625
CLERK OF THE BOARD OF SUPERVISORS
12/13/24
CNS-3872613#
LA PRENSA HISPANA

LOCALiQ

Mount Shasta Herald
Siskiyou Daily News
Daily Press | The Record

PO Box 631437 Cincinnati, OH 45263-1437

AFFIDAVIT OF PUBLICATION

Daily Journal
Daily Journal C/O Cnsb
915 E 1st ST
Los Angeles CA 90012-4050

STATE OF CALIFORNIA, COUNTY OF SAN BERNARDINO

I, being duly sworn, says:

That I am the Legal Clerk of the Daily Press, a newspaper of general circulation, printed and published in Victorville, San Bernardino Count, California; that the publication, a copy of which is attached hereto, was published in the said newspaper in the issues dated:

12/11/2024

That said newspaper was regularly issued and circulated on those dates.

Sworn to and subscribed before on 12/11/2024

Legal Clerk

Notary, State of WI, County of Brown

My commission expires

Publication Cost:

Tax Amount:

Payment Cost:

Order No:

Customer No:

PO #:

THIS IS NOT AN INVOICE!

Please do not use this form for payment remittance.

MARIAH VERHAGEN
Notary Public
State of Wisconsin



San Bernardino County
Community Development
and Housing Department
Public Comments for the
Development of the HUD
2025-30 Consolidated Plan
and the 2025-26 Annual
Action Plan

NOTICE OF HEARING
NOTICE IS HEREBY
GIVEN that the Board of
Supervisors (Board) of San
Bernardino County (County)
will hold a public hearing on
TUESDAY, January 14, 2025,
AT 10:00 A.M., in the
Covington Chambers, 385
North Arrowhead Avenue,
First Floor, San Bernardino,
CA. The purpose of the hear-
ing is to receive public
comment on the housing and
community development
needs within the County
Consortium. This will assist
the County in drafting the
United States Department of
Housing and Urban Develop-
ment 2025-30 Five-Year
Consolidated Plan (Con
Plan) and the 2025-26 One-
Year Action Plan (Action
Plan).

BACKGROUND Each year
since 1975, the County has
qualified to receive federal
housing and community
development grant funds
from HUD. The funds are
used to develop viable
communities that provide
decent housing, suitable
living environments, and
expanded economic opportu-
nities, principally for low-
and moderate-income
persons. The Community
Development Block Grant
(CDBG), Emergency Solu-
tions Grant (ESG) and
Home Investment Partner-
ships Program (HOME)
funds are for eligible
projects and activities in the
unincorporated communities
and thirteen (13) cooperating
cities. These cities are
Adelanto, Barstow, Big Bear
Lake, Colton, Grand
Terrace, Highland, Loma
Linda, Montclair, Needles,
Redlands, Twentynine
Palms, Yucaipa, and the
Town of Yucca Valley. For
the purpose of these grant
funds, this area is referred
to as the "County Consor-
tium." In addition to these
cities, the Cities of Chino
Hills and Rancho Cucu-
monga have been approved
by HUD to participate in the
County's HOME Investment
Partnerships Program
(HOME) Consortium.

As part of the County's Citi-
zen Participation Plan, a
public hearing is required to
gather public comments on
housing and community
development needs. This
input will support the devel-
opment of the next Con Plan
and Action Plan. Public
comments received will help
establish the five-year prior-
ity needs and goals, guiding
how CDBG, HOME, and
ESG funds are prioritized.
This is the initial public
hearing, and no formal
action by the Board of
Supervisors is necessary.

PUBLIC COMMENT For a
minimum period of thirty
(30) days beginning on
December 13, 2024, and
ending on January 14, 2025,
the public is invited to
submit written comments on
housing and community
development needs to assist
in the development of the
Con Plan and Action Plan.
Citizen comments submitted
after this time are
welcomed; however, any
comments received after the

close of the public hearing on January 14, 2025, will not be included in the development of the Con Plan and Action Plan.

The Board meetings are open to the public for public participation. Meetings are held in the Covington Chambers in the County Government Center located at 385 North Arrowhead Avenue, First Floor, San Bernardino, CA 92415. All members of the public entering the building are required to go through a security scan.

You may also observe the live stream of the Board meetings at <https://www.sbcounty.gov/Main/Pages/ViewMeetings.aspx>. If you wish to make a comment on this or any agenda item prior to the day of the meeting, please submit your comments to the Clerk of the Board of Supervisors via email to BoardMeetingComments@cob.sbcounty.gov or online at <https://www.sbcounty.gov/cob/publiccomments/> by 8:00 A.M. on the Tuesday of the Board meeting. Comments will be placed in the record at the meeting.

If you challenge any decision regarding the above proposal in court, you may be limited to raising only those issues you or someone else raised at the public hearing described in this notice or in written correspondence delivered to the Board at, or prior to, the public hearing.

ADA Accessibility: If you require a reasonable modification or accommodation for a disability and/or interpretation services, please call the Clerk of the Board of Supervisors at (909) 387-3841 or email COB@sbcounty.gov to request an accommodation at least 72 hours prior to the Board meeting.

San Bernardino County
DAWN ROWE, CHAIR
Community Development
and Housing Department
BOARD OF SUPERVISORS
OF

560 East Hospitality Lane,
Suite 200

SAN BERNARDINO
COUNTY

San Bernardino, CA 92415-
0043

Attn: Bryan Anderson
LYNNA MONELL
or call (909) 501-0625
CLERK OF THE BOARD
OF SUPERVISORS

12/11/24

CNS-3872619#

DAILY PRESS



This space is for the County Clerk's Filing Stamp

57675 Twentynine Palms Highway, Suite 103
Yucca Valley, Ca 92284
760-365-3315
Legals@hidesertstar.com

California Newspaper Services, Inc.
915 East First Street
PO Box 54026
Los Angeles CA 90012-0026

**PROOF OF PUBLICATION
(2015.5 C.C.C.P.)**

I am a citizen of the United States and a resident of the State of California; I am over the age of eighteen years, and not a party to or interested in the above entitled matter. I am the principal clerk of the printer of the:

HI-DESERT STAR

a newspaper of general circulation, printed and published BI-WEEKLY in the City of YUCCA VALLEY, County of San Bernardino, and which newspaper has been adjudged a newspaper of general circulation by the Superior Court of the County of San Bernardino, State of California, under the date of November 27, 1961.

Case Number 107762: that the notice, of which the annexed is printed copy (set in type not smaller than nonpareil), has been published in each regular and entire issue of the said newspaper and not in supplement thereof on the following dates, to wit:

Hi-Desert Star: 12/11/2024

I certify (or declare) under penalty of perjury that the foregoing is true and correct.

Dated at: YUCCA VALLEY, California,
This day of 12/11/2024

Micah Ramirez

San Bernardino County
Community
Development and
Housing Department
Public Comments for
the Development of the
HUD 2025-30
Consolidated Plan and
the 2025-26 Annual
Action Plan

NOTICE OF HEARING

NOTICE IS HEREBY
GIVEN that the Board of
Supervisors (Board) of
San Bernardino County
(County) will hold a public
hearing on TUESDAY,
January 14, 2025, AT
10:00 A.M. in the
Covington Chambers, 385
North Arrowhead Avenue,
First Floor, San
Bernardino, CA. The
purpose of the hearing is
to receive public comment
on the housing and
community development
needs within the County
Consortium. This will
assist the County in
drafting the United States
Department of Housing
and Urban Development
2025-30 Five-Year
Consolidated Plan (Con
Plan) and the 2025-26
One-Year Action Plan
(Action Plan).

BACKGROUND Each year
since 1976, the County
has qualified to receive
federal housing and
community development
grant funds from HUD.
The funds are used to
develop viable
communities that provide
decent housing, suitable
living environments, and
expanded economic
opportunities, principally
for low- and
moderate-income persons.
The Community
Development Block Grant
(CDBG), Emergency
Solutions Grant (ESG) and
Home Investment
Partnerships Program
(HOME) funds are for
eligible projects and
activities in the
unincorporated
communities and thirteen
(13) cooperating cities.
These cities are Adelanto,
Barstow, Big Bear Lake,
Colton, Grand Terrace,
Highland, Loma Linda,
Montclair, Needles,
Redlands, Twentynine
Palms, Yucaipa, and the

Town of Yucca Valley. For
the purpose of these grant
funds, this area is referred
to as the "County
Consortium." In addition to
these cities, the Cities of
Chino Hills and Rancho
Cucamonga have been
approved by HUD to
participate in the County's
HOME Investment
Partnerships Program
(HOME) Consortium.

As part of the County's
Citizen Participation Plan,
a public hearing is
required to gather public
comments on housing and
community development
needs. This input will
support the development
of the next Con Plan and
Action Plan. Public
comments received will
help establish the five-year
priority needs and goals,
guiding how CDBG,
HOME, and ESG funds
are prioritized. This is the
initial public hearing, and
no formal action by the
Board of Supervisors is
necessary.

PUBLIC COMMENT For a
minimum period of thirty
(30) days beginning on
December 13, 2024, and
ending on January 14,
2025, the public is invited
to submit written
comments on housing and
community development
needs to assist in the
development of the Con
Plan and Action Plan.
Citizen comments
submitted after this time
are welcomed; however,
any comments received
after the close of the public
hearing on January 14,
2025, will not be included
in the development of the
Con Plan and Action Plan.
The Board meetings are
open to the public for
public participation.
Meetings are held in the
Covington Chambers in
the County Government
Center located at 385
North Arrowhead Avenue,
First Floor, San
Bernardino, CA 92415. All
members of the public
entering the building are
required to go through a
security scan. You may also observe the
live stream of the Board
meetings at
[https://www.sbcounty.gov/](https://www.sbcounty.gov/Main/Pages/ViewMeetings.aspx)

<https://www.sbcounty.gov/cob/publiccomments/> by
8:00 A.M. on the Tuesday
of the Board meeting.
Comments will be placed
in the record at the
meeting.

If you challenge any
decision regarding the
above proposal in court,
you may be limited to
raising only those issues
you or someone else
raised at the public
hearing described in this
notice or in written
correspondence delivered
to the Board at, or prior to,
the public hearing.

ADA Accessibility: If you
require a reasonable
modification or
accommodation for a
disability and/or
interpretation services,
please call the Clerk of the
Board of Supervisors at
(909) 387-3841 or email
COB@sbcounty.gov to
request an
accommodation at least 72
hours prior to the Board
meeting.

San Bernardino County
DAWN ROWE, CHAIR
Community Development
and Housing Department
BOARD OF
SUPERVISORS OF
560 East Hospitality Lane,
Suite 200
SAN BERNARDINO
COUNTY
San Bernardino, CA
92415-0043
Attn: Bryan Anderson
LYNNA MONELL
or call (909) 501-0625
CLERK OF THE BOARD
OF SUPERVISORS
CNS-3872621#

Pub.S.: 12/11/2024



* A 0 0 0 0 0 6 9 8 0 7 7 7 *

SAN BERNARDINO COUNTY SUN

This space for filing stamp only

473 E CARNEGIE DR #200, SAN BERNARDINO, CA 92408
Telephone (909) 889-9666 / Fax (909) 884-2536

JENNIFER LUNA
S.B. CO CLERK OF BOARD (LEAD ACCT)
385 N ARROWHEAD AVE #200
SAN BERNARDINO, CA - 92415

PROOF OF PUBLICATION

(2015.5 C.C.P.)

State of California)
County of SAN BERNARDINO) ss

Notice Type: GPNSB - GOVERNMENT PUBLIC NOTICE-SB

Ad Description:

NOH#1260 CDH 2025-30 Consolidated Plan and the 2025-26 Annual Action Plan

I am a citizen of the United States and a resident of the State of California; I am over the age of eighteen years, and not a party to or interested in the above entitled matter. I am the principal clerk of the printer and publisher of the SAN BERNARDINO COUNTY SUN, a newspaper published in the English language in the city of SAN BERNARDINO, county of SAN BERNARDINO, and adjudged a newspaper of general circulation as defined by the laws of the State of California by the Superior Court of the County of SAN BERNARDINO, State of California, under date 06/27/1952, Case No. 73081. That the notice, of which the annexed is a printed copy, has been published in each regular and entire issue of said newspaper and not in any supplement thereof on the following dates, to-wit:

12/13/2024

Executed on: 12/13/2024
At Riverside, California

I certify (or declare) under penalty of perjury that the foregoing is true and correct.



Signature



Email

* A 0 0 0 0 0 6 9 8 4 7 4 1 *

SB #: 3872609

**San Bernardino County
Community Development and
Housing Department
Public Comments for the
Development of the HUD 2025-30
Consolidated Plan and the 2025-26
Annual Action Plan
NOTICE OF HEARING**

NOTICE IS HEREBY GIVEN that the Board of Supervisors (Board) of San Bernardino County (County) will hold a public hearing on TUESDAY, January 14, 2025, AT 10:00 A.M., in the Covington Chambers, 385 North Arrowhead Avenue, First Floor, San Bernardino, CA. The purpose of the hearing is to receive public comment on the housing and community development needs within the County Consortium. This will assist the County in drafting the United States Department of Housing and Urban Development 2025-30 Five-Year Consolidated Plan (Con Plan) and the 2025-26 One-Year Action Plan (Action Plan).

BACKGROUND Each year since 1975, the County has qualified to receive federal housing and community development grant funds from HUD. The funds are used to develop viable communities that provide decent housing, suitable living environments, and expanded economic opportunities, principally for low- and moderate-income persons. The Community Development Block Grant (CDBG), Emergency Solutions Grant (ESG) and Home Investment Partnerships Program (HOME) funds are for eligible projects and activities in the unincorporated communities and thirteen (13) cooperating cities. These cities are Adelanto, Barstow, Big Bear Lake, Colton, Grand Terrace, Highland, Loma Linda, Montclair, Needles, Redlands, Twentynine Palms, Yucaipa, and the Town of Yucca Valley. For the purpose of these grant funds, this area is referred to as the "County Consortium." In addition to these cities, the Cities of Chino Hills and Rancho Cucamonga have been approved by HUD to participate in the County's HOME Investment Partnerships Program (HOME) Consortium.

As part of the County's Citizen Participation Plan, a public hearing is required to gather public comments on housing and community development needs. This input will support the development of the next Con Plan and Action Plan. Public comments received will help establish the five-year priority needs and goals, guiding how CDBG, HOME, and ESG funds are prioritized. This is the initial public

hearing, and no formal action by the Board of Supervisors is necessary. **PUBLIC COMMENT** For a minimum period of thirty (30) days beginning on December 13, 2024, and ending on January 14, 2025, the public is invited to submit written comments on housing and community development needs to assist in the development of the Con Plan and Action Plan. Citizen comments submitted after this time are welcomed; however, any comments received after the close of the public hearing on January 14, 2025, will not be included in the development of the Con Plan and Action Plan.

The Board meetings are open to the public for public participation. Meetings are held in the Covington Chambers in the County Government Center located at 385 North Arrowhead Avenue, First Floor, San Bernardino, CA 92415. All members of the public entering the building are required to go through a security scan.

You may also observe the live stream of the Board meetings at <https://www.sbcounty.gov/Main/Pages/ViewMeetings.aspx>. If you wish to make a comment on this or any agenda item prior to the day of the meeting, please submit your comments to the Clerk of the Board of Supervisors via email to BoardMeetingComments@cob.sbcounty.gov or online at <https://www.sbcounty.gov/cob/publiccomments/> by 8:00 A.M. on the Tuesday of the Board meeting. Comments will be placed in the record at the meeting.

If you challenge any decision regarding the above proposal in court, you may be limited to raising only those issues you or someone else raised at the public hearing described in this notice or in written correspondence delivered to the Board at, or prior to, the public hearing.

ADA Accessibility: If you require a reasonable modification or accommodation for a disability and/or interpretation services, please call the Clerk of the Board of Supervisors at (909) 387-3841 or email COB@sbcounty.gov to request an accommodation at least 72 hours prior to the Board meeting.

San Bernardino County
DAWN ROWE, CHAIR
Community Development and Housing Department
BOARD OF SUPERVISORS OF
560 East Hospitality Lane, Suite 200
SAN BERNARDINO COUNTY
San Bernardino, CA 92415-0043
Attn: Bryan Anderson
LYNNA MONELL

or call (909) 501-0625
CLERK OF THE BOARD OF
SUPERVISORS
12/13/24

SBS-3872609#



4200 Fox Farm Road, Big Bear Lake, Ca 92315
909-866-3456 legalads@bigbeargrizzly.net

California Newspaper Services, Inc.
915 East First Street
PO Box 54026
Los Angeles CA 90054-0026

**PROOF OF PUBLICATION
(2015.5 C.C.P.)
STATE OF CALIFORNIA**

**ss.
COUNTY OF SAN BERNARDINO,**

I am a citizen of the United States and a resident of the State of California; I am over the age of eighteen years and not a party to or interested in the above entitled matter. I am the principal clerk of Big Bear Grizzly, a newspaper of general circulation, published in the City of Big Bear Lake, County of San Bernardino, and which newspaper has been adjudicated a newspaper of general circulation by the Superior Court of the County of San Bernardino, State of California, under date of September 14, 1960, Case Number 102161; that the notice, of which the annexed is a printed copy, has been published in each regular and entire issue of said newspaper and not in any supplement thereof on the following dates to-wit:

BBG: 12/12/2024

I certify (or declare) under penalty of perjury that the foregoing is true and correct.

Micah Ramirez, Big Bear Grizzly

This space is for the County Clerk's Filing Stamp

San Bernardino County
Community Development
and Housing Department
Public Comments for the
Development of the HUD
2025-30 Consolidated
Annual Action Plan
NOTICE OF HEARING

NOTICE IS HEREBY GIVEN that the Board of Supervisors (Board) of San Bernardino County (County) will hold a public hearing on **TUESDAY, January 14, 2025, AT 10:00 A.M.**, in the Covington Chambers, 365 North Arrowhead Avenue, First Floor, San Bernardino, CA. The purpose of the hearing is to receive public comment on the housing and community development needs within the County Consortium. This will assist the County in drafting the United States Department of Housing and Urban Development 2025-30 Five-Year Consolidated Plan (Con Plan) and the 2025-26 One-Year Action Plan (Action Plan).

BACKGROUND Each year since 1975, the County has qualified to receive federal housing and community development grant funds from HUD. The funds are used to develop viable communities that provide decent housing, suitable living environments, and expanded economic opportunities, principally for low- and moderate-income persons. The County Government Development Block Grant (CDBG), Emergency Solutions Grant (ESG) and Home Investment Partnerships Program (HOME) funds are for eligible projects and activities in the unincorporated communities and thirteen (13) cooperating cities. These cities are Adelanto, Barstow, Big Bear Lake, Colton, Grand Terrace, Highland, Loma Linda, Montclair, Needles, Redlands, Twentynine Palms, Yucaipa, and the Town of Yucca Valley. For the purpose of these grant funds, this area is referred to as the "County Consortium." In addition to these cities, the Cities of Chino Hills and Rancho Cucamonga have been

approved by HUD to participate in the County's HOME Investment Partnerships Program (HOME) Consortium. As part of the County's Citizen Participation Plan, a public hearing is required to gather public comments on housing and community development needs. This input will support the development of the next Con Plan and Action Plan. Public comments received will help establish the five-year priority needs and goals, guiding how CDBG, HOME, and ESG funds are prioritized. This is the initial public hearing, and no formal action by the Board of Supervisors is necessary.

PUBLIC COMMENT For a minimum period of thirty (30) days beginning on December 13, 2024, and ending on January 14, 2025, the public is invited to submit written comments on housing and community development needs to assist in the development of the Con Plan and Action Plan. Citizen comments submitted after this time are welcomed; however, any comments received after the close of the public hearing on January 14, 2025, will not be included in the development of the Con Plan and Action Plan. The Board meetings are open to the public for public participation. Meetings are held in the Covington Chambers in the County Government Center located at 365 North Arrowhead Avenue, First Floor, San Bernardino, CA 92415. All members of the public entering the building are required to go through a security scan.

You may also observe the live stream of the Board meetings at <https://www.sbcounty.gov/Main/Pages/ViewMeetings.aspx>. If you wish to make a comment on this or any agenda item prior to the day of the meeting, please submit your comments to the Clerk of the Board of Supervisors via email to BoardMeetingComments@cob.sbcounty.gov or online at <https://www.sbcounty.gov/cob/publiccomments/> by 8:00 A.M. on the Tuesday

of the Board meeting. Comments will be placed in the record at the meeting. If you challenge any decision regarding the above proposal in court, you may be limited to raising only those issues you or someone else raised at the public hearing described in this notice or in written correspondence delivered to the Board at, or prior to, the public hearing.

ADA Accessibility: If you require a reasonable modification or accommodation for a disability and/or interpretation services, please call the Clerk of the Board of Supervisors at (909) 387-3841 or email COB@sbcounty.gov to request an accommodation at least 72 hours prior to the Board meeting.

San Bernardino County
DAWN ROWE, CHAIR
Community Development
and Housing Department
BOARD OF
SUPERVISORS OF
560 East Hospitality Lane,
Suite 200
SAN BERNARDINO
COUNTY
San Bernardino, CA
92415-0043
Attn: Bryan Anderson
LYNNA MONELL
or call (909) 501-0625
CLERK OF THE BOARD
OF SUPERVISORS
CNS-3872616#

Published: 12/12/24



Subject:

RE: Consolidated Plan Comments Agenda #77

From: janetjohnstn@earthlink.net <janetjohnstn@earthlink.net>

Sent: Tuesday, January 14, 2025 10:03 AM

To: 'BoardMeetingComments@cob.sbcounty.gov' <BoardMeetingComments@cob.sbcounty.gov>

Subject: Consolidated Plan Comments Agenda #77

Dear Clerk of the Board and San Bernardino County Department of Community Development and Housing:

A quick email of comments per the upcoming Consolidated Plan.

- Please discuss and acknowledge the impacts of the short-term rentals on housing in the county, and specifically in the unincorporated areas. The Program 4 Housing Study has a lot of information, specifically the Granicus section. There was a large increase in the homeless count at the same time there was a large increase in short-term rental investment, starting in 2018 and exploding in 2020/2021.
- Finances: Please have a clear chart of all the HUD awards for the last five years of the previous Consolidated Plan time. Please show what the money was appropriated for (to be used for), and how much was actually expended.
- Please include the specific process for who and how the money is to be used. Who decides which projects will receive HOME funding, for example? What process do the applicants follow, and what is the review process for awarding the funding.
- I understand there was an agreement with Rialto (a city that is not in the Consortium) per the HOME funding, but that agreement is not referenced. That looked to be a worthy project, but again Rialto is not part of the Consortium so those resources were then not available for projects in the Consortium cities and the unincorporated areas. Please clarify this in the Plan.
- Please specifically address the needs of the unincorporated areas and acknowledge that they are working with less resources.
- The public needs to see the draft Consolidated Plan before being able to meaningfully comment. Once the draft is available with time for review, any public comments on the draft should have the ability to affect change on the Consolidated Plan and give the public “standing” in court. This is in response to paragraph 4 and paragraph 7 of the “Notice of Hearing” for January 14th.

Thank you,
Janet Johnston a director of the
Morongo Basin Conservation Association

Dearen, Elizabeth

Subject: RE: 1-14-25 Housing Hearing Comments

From: James Albert <jamesalbert36@gmail.com>

Sent: Tuesday, January 14, 2025 8:00 AM

To: Board Meeting Comments <BoardMeetingComments@cob.sbcounty.gov>

Subject: 1-14-25 Housing Hearing Comments

CAUTION: This email originated from outside of the organization. Do not click links or open attachments unless you can confirm the sender and know the content is safe.

Good morning,

I am writing to encourage the Board of Supervisors to invest in the development and preservation of affordable housing throughout our county. I also encourage you to strengthen fair housing enforcement thereby ensuring opportunity and habitability are afforded to all county residents.

County-led, permanent, supportive housing stock like the Golden Apartments (see attached) in San Bernardino is a prime example that needs to be replicated countywide. In order to make this a reality, I urge you to seek and create innovative opportunities to deepen interdepartmental and intergovernmental partnerships across our county.

Furthermore, I ask that you expand affordable housing stock that is integrated into high-opportunity neighborhoods that are nearby alternative transportation and mass transit, grocery stores with healthy foods, and quality jobs.

Finally, I ask that you support legal-aid organizations that assist tenants with eviction defense, especially against slumlords who continue to evade accountability.

Sincerely,

James Albert
5th District, Constituent



Golden Apartments

Housing Homeless Families

2324 N. Golden Ave., San Bernardino, CA 92404

Acquisition and Rehabilitation

To help address chronic homelessness in the County of San Bernardino, the Housing Authority, in partnership with its affiliate non-profit developer Housing Partners I, Inc., acquired and reconfigured an existing apartment complex consisting of 21 two bedroom units to create 38 newly rehabbed one bedroom units. Golden Apartments is the Housing Authority's first permanent supportive housing development to house and serve homeless individuals and families. Golden Apartment residents are housed using the Housing First approach which is a model that connects homeless individuals to permanent housing without preconditions to entry.

PARTNERS AND SUPPORTIVE SERVICES

Supportive housing services are intended to help insure stability and to maximize each tenant's ability to live independently. In an effort to maximize housing stability and prevent individuals from becoming homeless again, the following partners are assisting these families in various ways, many of who are available to provide on-site services:

County Department of Behavioral Health — Case management services, mental health services, behavioral health education and outreach, and substance use services

County Workforce Development Department — Vocational counseling, and job training and placement

Goodwill of Southern California — Vocational counseling, and job training and placement

HomeAid — Appliances and plumbing fixtures for minimal cost

Inland Empire Health Plan — Physical health services and case management services

Loma Linda University — Research on the impact of the housing and social services provided to the families

Step Up on Second Street — Property management services



UNITS

ESTIMATED COST PER UNIT

- ▶ **THIRTY-EIGHT 1-BEDROOM/1-BATH**
- ▶ **ONE 2-BEDROOM/1-BATH MANAGER'S UNIT**

▶ **\$184,000**

ON SITE AMENITIES

- ▶ **COMMUNITY CENTER**
- ▶ **LAUNDRY**
- ▶ **DOG PARK**
- ▶ **BBQ AREA**
- ▶ **GATED COMMUNITY**

FUNDING PARTNERS

Housing Authority of the County of San Bernardino

Housing Partners I, Inc.

County of San Bernardino

City of San Bernardino

Inland Empire Health Plan

U.S. Department of Housing and Urban Development

**REPORT/RECOMMENDATION TO THE BOARD OF SUPERVISORS
OF SAN BERNARDINO COUNTY
AND RECORD OF ACTION**

March 25, 2025

FROM

CARRIE HARMON, Director, Community Development and Housing Department

SUBJECT

Proposed 2025-30 Consolidated Plan, 2025-26 Annual Action Plan, Market Analysis, Needs Assessment, Analysis of Impediments to Fair Housing Choice, and Citizen Participation Plan

RECOMMENDATION(S)

1. Conduct a public hearing to:
 - a. Review the proposed 2025-30 Consolidated Plan and 2025-26 Annual Action Plan which governs the Community Development Block Grant, HOME Investment Partnerships Act, and the Emergency Solutions Grant programs; and,
 - b. Review the Market Analysis, Needs Assessment, Analysis of Impediments to Fair Housing Choice and the Citizen Participation Plan for the County's 2025-30 Consolidated Plan; and,
 - c. Review the 2025-26 Annual Action Plan for the County's application to the United States Department of Housing and Urban Development for \$9,420,665 in entitlement grants from the Community Development Block Grant, HOME Investment Partnerships Act, and Emergency Solutions Grant programs.
 - d. Obtain citizens' comments on the proposed 2025-30 Consolidated Plan and related documents.
2. Consider any necessary changes to the Proposed 2025-30 Consolidated Plan and 2025-26 Annual Action Plan and direct Community Development and Housing Department staff to return to the Board of Supervisors with the final 2025-30 Consolidated Plan and 2025-26 Annual Action Plan for consideration prior to submittal to the United States Department of Housing and Urban Development.

(Presenter: Carrie Harmon, Director, 382-3983)

COUNTY AND CHIEF EXECUTIVE OFFICER GOALS & OBJECTIVES

Promote the Countywide Vision.

Ensure Development of a Well-Planned, Balanced, and Sustainable County.

Provide for the Safety, Health and Social Service Needs of County Residents.

FINANCIAL IMPACT

This item will not result in the use of Discretionary General Funding (Net County Cost). The Community Development Block Grant (CDBG), HOME Investment Partnerships Act (HOME), and Emergency Solutions Grant (ESG) programs are entitlement formula grants based on community development needs. The formula incorporates measures which capture poverty, population, housing overcrowding, and age of housing. The County's 2025-26 United States Department of Housing and Urban Development (HUD) grant entitlement allocation is anticipated at \$9,420,665 of which \$6,391,715 is for CDBG \$2,456,203 for HOME, and

**Proposed 2025-30 Consolidated Plan, 2025-26 Annual Action Plan,
Market Analysis, Needs Assessment, Analysis of Impediments to Fair
Housing Choice, and Citizen Participation Plan
March 25, 2025**

\$572,747 for ESG. The Community Development and Housing Department (CDH) will return to the Board of Supervisors (Board) to approve the Final 2025-30 Consolidated Plan and 2025-26 Action Plan, which will include the anticipated grant allocations and any necessary budget adjustments.

BACKGROUND INFORMATION

The Board is conducting a public hearing to gather community input on the proposed 2025-30 Consolidated Plan and 2025-26 Annual Action Plan for housing and community development programs. This new plan is necessitated by the expiration of the current Five-Year Consolidated Plan, which was approved on April 21, 2020 (Item No. 25) and will expire on June 30, 2025. To maintain eligibility for HUD funding, the County must adopt a new Consolidated Plan that establishes a comprehensive framework for strategically investing federal resources. The plan and its supporting documents—including the Market Analysis, Needs Assessment, Analysis of Impediments to Fair Housing Choice, Citizen Participation Plan, and Annual Action Plan—are designed to improve housing conditions, enhance community environments, and create expanded economic opportunities for low- and moderate-income residents.

Funding for the Consolidated Plan and Annual Action Plan is derived from federal programs including CDBG, HOME, and ESG. These funds support community development and housing projects within the unincorporated areas of the County and 13 cooperating municipalities: Adelanto, Barstow, Big Bear Lake, Colton, Grand Terrace, Highland, Loma Linda, Montclair, Needles, Redlands, Twentynine Palms, Yucaipa, and the Town of Yucca Valley. While Chino Hills and Rancho Cucamonga are not among these 13 municipalities, both receive a direct allocation of CDBG from HUD as entitlement cities. Therefore, they only participate in the County's HOME Consortium which allows for the use of County HOME funds within their jurisdiction. Public input received during today's hearing will be instrumental in shaping the final Consolidated Plan and Annual Action Plan. CDH will present the finalized plans to the Board for approval prior to submission to HUD.

The following draft documents are open to public comment and feedback: Consolidated Plan and Annual Action Plan; Needs Assessment and Housing Market Analysis; Analysis of Impediments to Fair Housing Choice (AI); and Citizen Participation Plan (CPP).

The Consolidated Plan sets goals to provide decent housing, a safe living environment, and economic opportunities for low- and moderate-income people. It identifies key needs, sets goals to meet them, and creates strategies for action. The Annual Action Plan, which is submitted to HUD each year, outlines how CDBG, HOME, and ESG funds will be used based on these goals. The County hired Mosaic Community Planning, LLC to help develop and submit the new plan and the related documents.

The 2025-26 Annual Action Plan is part of the Consolidated Plan and serves as the formal grant application to HUD for CDBG, HOME, and ESG funds. The proposed projects and programs are designed to address the County's current needs, as identified in the Needs Assessment, and are aligned with the strategies and goals of the 2025-30 Consolidated Plan.

As part of the planning process, CDH held 26 community meetings across the county, allowing residents in unincorporated areas and in the 13 participating municipalities to share their views on housing, living conditions, and economic needs. Surveys were also available both at the meetings and online. The feedback collected helped shape the Needs Assessment, which

**Proposed 2025-30 Consolidated Plan, 2025-26 Annual Action Plan,
Market Analysis, Needs Assessment, Analysis of Impediments to Fair
Housing Choice, and Citizen Participation Plan
March 25, 2025**

focused on key areas such as using CDBG funds for public facilities and infrastructure in unincorporated areas; supporting local public services, economic development, housing, and infrastructure through the County Consortium; using HOME funds to build or renovate affordable rental housing; and using ESG funds for homelessness programs across the county.

The Market Analysis helps provide a clear picture of the county's housing market, including housing supply, conditions, and costs. This data mainly comes from HUD's Housing Affordability Strategy and the American Community Survey.

As part of the 2025-30 Consolidated Plan, the County developed a new AI, which looks at laws, policies, and conditions that may affect fair access to housing. The AI aims to identify barriers to housing opportunities in the county, following HUD guidelines. It found five main issues: limited housing options due to quality and affordability, unequal housing access for certain groups, unequal neighborhood opportunities, a higher need for homeless resources in certain communities, and insufficient current fair housing efforts. To address these, the AI suggests actions like increasing affordable housing through new construction and rehabilitation, supporting fair housing services (such as rental assistance and legal aid), improving neighborhood safety and walkability, expanding resources for people with disabilities, and setting clear goals for fair housing education.

The CPP outlines how the County encourages public involvement in the annual HUD grant application process. A substantial amendment to the Consolidated Plan is needed when a new activity is added, there are changes to an activity's type, location, or beneficiaries, or when funding increases above certain amounts. These thresholds are \$500,000 for CDBG construction, \$100,000 for CDBG public services, \$100,000 for ESG, and \$1,000,000 for HOME. Amendments are made as needed, and the proposed CPP follows HUD regulations.

To meet public hearing notice requirements, the County published a public notice in the following publications: Big Bear Grizzly, Daily Press, Hi-Desert Star, Inland Valley Daily Bulletin, La Prensa Hispana, and The Sun. The County also posted notices and any applicable support documentation on CDH's website for no less than 30 days. The public comment period began on February 21, 2025, and will conclude with this public hearing. Public comments received regarding the plans will be considered and included in the final 2025-2030 Consolidated Plan and the 2025-26 Annual Action Plan. On April 29, 2025, the Board will receive a recommendation to approve the Final 2025-30 Consolidated Plan and the 2025-26 Annual Action Plan and direct CDH to submit the final version of the plan to HUD on or around May 15, 2025.

PROCUREMENT

Not applicable.

REVIEW BY OTHERS

This item has been reviewed by County Counsel (Suzanne Bryant, Deputy County Counsel, 387-5455) on February 20, 2025; Finance (Paul Garcia, Administrative Analyst, 386-8392) on February 28, 2025; and County Finance and Administration (Cheryl Adams, Deputy Executive Officer, 388-0238) on March 11, 2025.

**Proposed 2025-30 Consolidated Plan, 2025-26 Annual Action Plan,
Market Analysis, Needs Assessment, Analysis of Impediments to Fair
Housing Choice, and Citizen Participation Plan
March 25, 2025**


Record of Action of the Board of Supervisors
San Bernardino County

Hearing Opened
Public Comment: None
Hearing Closed

APPROVED

Moved: Curt Hagman Seconded: Joe Baca, Jr.
Ayes: Col. Paul Cook (Ret.), Jesse Armendarez, Dawn Rowe, Curt Hagman, Joe Baca, Jr.

Lynna Monell, CLERK OF THE BOARD

BY 
DATED: March 25, 2025



cc: File - Community Development and Housing Department w/
attachments
JLL 03/27/2025

**San Bernardino County
Community Development and Housing Department
Public Comments for the Development of the HUD 2025-30
Consolidated Plan and the 2025-26 Annual Action Plan**

NOTICE OF HEARING

NOTICE IS HEREBY GIVEN that the Board of Supervisors (Board) of San Bernardino County (County) will hold a public hearing on TUESDAY, March 25, 2025, AT 10:00 A.M., in the Covington Chambers, 385 North Arrowhead Avenue, First Floor, San Bernardino, CA. The purpose of the public hearing is to consider the proposed U.S. Department of Housing and Urban Development (HUD) 2025-30 Consolidated Plan, 2025-26 Annual Action Plan, Market Analysis, Needs Assessment, Citizen Participation Plan, Analysis of Impediments to Fair Housing Choice Report (AI), and solicit public comments regarding these plans.

BACKGROUND Each year since 1975, the County has qualified to receive federal housing and community development grant funds from HUD. The funds are used to develop viable communities that provide decent housing, suitable living environments, and expanded economic opportunities, principally for low- and moderate-income persons. The Community Development Block Grant (CDBG), Emergency Solutions Grant (ESG), and Home Investment Partnerships Program (HOME) funds are for eligible projects and activities in the unincorporated communities and thirteen (13) cooperating cities. These cities are Adelanto, Barstow, Big Bear Lake, Colton, Grand Terrace, Highland, Loma Linda, Montclair, Needles, Redlands, Twentynine Palms, Yucaipa, and the Town of Yucca Valley. For these grant funds, this area is referred to as the "Cooperating Cities." In addition to these cities, the cities of Chino Hills and Rancho Cucamonga have been approved by HUD to participate in the County's HOME Investment Partnerships Program (HOME) Consortium.

As part of the grant application, the County is required to submit a document that addresses the strategies and priority needs for CDBG, ESG, and HOME funding over a five-year period. This document is called the Consolidated Plan and includes a Market Analysis, Needs Assessment, Citizen Participation Plan, and the AI. The County adopted its current five-year Consolidated Plan on April 21, 2020, which covers program years 2020-25. The County must now prepare a new Consolidated Plan to cover the next five-year period (July 1, 2025 – June 30, 2030). The proposed 2025-30 Consolidated Plan will include the 2025-26 Annual Action Plan that identifies the proposed activities the County will support in the coming year. For HUD Program Year (PY) 2025-26, the County anticipates receiving an estimated allocation of approximately \$6.3 million in CDBG funds, \$571,000 in ESG funds, and \$2.45 million in HOME funds. Subject to limitations imposed by federal regulations, CDBG, ESG, or HOME funds may be used for emergency shelter, homelessness prevention, housing preservation, capital improvements, public services, housing development, fair housing, and program management. The proposed Annual Action Plan is being developed to schedule the use of these funds during HUD PY 2025-26.

PUBLIC COMMENT For a minimum period of thirty (30) days beginning on February 21, 2025, and ending on March 25, 2025, the public is invited to submit written comments on the proposed 2025-30 Consolidated Plan, 2025-26 Annual Action Plan, Market Analysis, Needs Assessment, Citizen Participation Plan, and AI. Any Citizen comments submitted during this time are welcome. Any comments received after the close of the public hearing on March 25, 2025, will not be included in the development of the Consolidated Plan and Annual Action Plan.

The Board meetings are open to the public for public participation. Meetings are held in the Covington Chambers in the County Government Center located at 385 North Arrowhead Avenue, First Floor, San Bernardino, CA 92415. All members of the public entering the building are required to go through a security scan.

You may also observe the live stream of the Board meetings at <https://www.sbcounty.gov/Main/Pages/ViewMeetings.aspx>. If you wish to make a comment on this or any agenda item prior to the day of the meeting, please submit your comments to the Clerk of the Board of Supervisors via email to BoardMeetingComments@cob.sbcounty.gov or online at <https://www.sbcounty.gov/cob/publiccomments/> by 8:00 A.M. on the Tuesday of the Board meeting. Comments will be placed in the record at the meeting.

If you challenge any decision regarding the above proposal in court, you may be limited to raising only those issues you or someone else raised at the public hearing described in this notice or in written correspondence delivered to the Board at, or prior to, the public hearing.

ADA Accessibility: If you require a reasonable modification or accommodation for a disability and/or interpretation services, please call the Clerk of the Board of Supervisors at (909) 387-3841 or email COB@sbcounty.gov to request an accommodation at least 72 hours prior to the Board meeting.

San Bernardino County
Community Development and Housing Department
560 East Hospitality Lane, Suite 200
San Bernardino, CA 92415-0043
Attn: Bryan Anderson
or call (909) 501-0625

DAWN ROWE, CHAIRMAN
BOARD OF SUPERVISORS OF
SAN BERNARDINO COUNTY

LYNNA MONELL
CLERK OF THE BOARD OF SUPERVISORS

California Newspaper Service Bureau

Public Notice Advertising Since 1934

Tel 1-800-788-7840 Fax 1-800-474-9444

Local Offices and Representatives in:

Los Angeles, Santa Ana, San Diego, Riverside/San Bernardino,
San Francisco, Oakland, San Jose, Sacramento
Special Services Available in Phoenix

DECLARATION

I am a resident of Los Angeles County, over the age of eighteen years and not a party to or interested in the matter noticed.

The notice, of which the annexed is a printed copy appeared in the:

LA PRENSA HISPANA

On the following dates:

02/21/2025

I certify (or declare) under penalty of perjury that the foregoing is true and correct.

Dated at Los Angeles, California, this

26th day of February 2025



Irene Andar
Signature

3894558

*"The only Public Notice which is justifiable
from the standpoint of true economy and the public interest,
is that which reaches those who are affected by it"*



Condado de San Bernardino
Departamento de Desarrollo Comunitario y Vivienda
Comentarios del público para la elaboración del Plan Consolidado
2025-30 del HUD y del Plan de Acción Anual 2025-26

NOTIFICACIÓN DE AUDIENCIA

SE AVISA que la Junta de Supervisores (Junta) del Condado de San Bernardino (Condado) celebrará una audiencia pública el **MARTES 25 de marzo de 2025 A LAS 10:00 a.m.** en la Sala Covington, 385 North Arrowhead Avenue, primer piso, San Bernardino, CA. El propósito de la audiencia pública es considerar la propuesta de Plan Consolidado 2025-30 del Departamento de Vivienda y Desarrollo Urbano de EE. UU. (HUD), el Plan de Acción Anual 2025-26, el Análisis de Mercado, la Evaluación de Necesidades, el Plan de Participación Ciudadana, el Informe de Análisis de Impedimentos para la Elección de Vivienda Justa (AI), y solicitar comentarios públicos sobre estos planes.

ANTECEDENTES Cada año desde 1975 el Condado ha calificado para recibir subvenciones federales de vivienda y desarrollo comunitario de HUD. Los fondos se utilizan para desarrollar comunidades viables que proporcionen viviendas dignas, entornos propicios y nuevas oportunidades económicas, principalmente para la población de ingresos bajos y moderados. Los fondos provenientes de la Subvención en Bloque para el Desarrollo de la Comunidad (Community Development Block Grant, CDBG), la Subvención para Soluciones de Emergencia (Emergency Solutions Grant, ESG) y las Asociaciones de Inversión en el Hogar (Home Investment Partnerships, HOME) están destinados a proyectos y actividades que califiquen en las comunidades no incorporadas y en 13 (trece) ciudades cooperantes. Dichas ciudades son Adelanto, Barstow, Big Bear Lake, Colton, Grand Terrace, Highland, Loma Linda, Montclair, Needles, Redlands, Twentynine Palms, Yucaipa y Yuca Valley. Para estos fondos de subvención, esta zona se denomina "Ciudades cooperantes". Además de estas ciudades, las ciudades de Chino Hills y Rancho Cucamonga obtuvieron la aprobación del HUD para participar en el Consorcio del Programa de Asociaciones de Inversión en el Hogar (HOME) del Condado.

Como parte de la solicitud de subvención, el Condado envía la presentación de un documento que aborde las estrategias y necesidades prioritarias para la financiación de la CDBG, la ESG y HOME en un período de cinco años. Este documento se denomina Plan Consolidado e incluye un Análisis de Mercado, una Evaluación de Necesidades, un Plan de Participación Ciudadana y el AI. El Condado adoptó su actual Plan Consolidado de cinco años el 21 de abril de 2020 que abarca los años del programa 2020-25. El condado debe preparar ahora un nuevo Plan Consolidado para cubrir el próximo período de cinco años (1 de julio de 2025 - 30 de junio de 2030). El Plan Consolidado 2025-30 propuesto incluirá el Plan de Acción Anual 2025-26 que identifica las actividades propuestas que el Condado apoyará en el próximo año. Para el Año del Programa (PY) 2025-26 del HUD, el condado prevé recibir una asignación estimada de aproximadamente \$6.1 millones en fondos de CDBG, \$571,000 en fondos de ESG y \$2.45 millones en fondos de HOME. Sujeto a las limitaciones impuestas por las regulaciones federales, los fondos de CDBG, ESG o HOME se pueden usar para dar refugio de emergencia, evitar que las personas queden sin hogar, conservación de vivienda, mejoras estructurales, servicios públicos, desarrollo de vivienda, viviendas dignas y gestión de los programas. Se está elaborando el Plan de Acción Anual propuesto para programar el uso de estos fondos durante el año del programa 2025-26 del HUD.

COMENTARIO PÚBLICO Durante un período mínimo de treinta (30) días a partir del 21 de febrero de 2025 y hasta el 25 de marzo de 2025, se invita al público a presentar comentarios por escrito sobre el Plan Consolidado 2025-30 propuesto, el Plan de Acción Anual 2025-26, el Análisis de Mercado, la Evaluación de Necesidades, el Plan de Participación Ciudadana y el AI. Cualquier comentario de los ciudadanos enviado durante este tiempo será recibido con agrado. Cualquier comentario recibido después del cierre de la audiencia pública el 25 de marzo de 2025 no se incluirá en el desarrollo del Plan Consolidado y del Plan de Acción Anual.

Las reuniones de la Junta están abiertas al público para su participación. Las reuniones se celebran en la Cámara Covington del Centro Gubernamental del Condado, situado en 385 North Arrowhead Avenue, Primera Planta, San Bernardino, CA 92415. Todos los miembros del público que entren en el edificio deberán pasar por un escáner de seguridad.

También puede observar la retransmisión en directo de las reuniones de la Junta en <https://www.sbcounty.gov/Main/Agenda/ViewMeetings.aspx>. Si desea hacer un comentario sobre este o cualquier otro tema de la agenda antes del día de la reunión, por favor envíe sus comentarios por correo electrónico a la Secretaría de la Junta de Supervisores a BoardMeetingComments@sbcounty.gov o en línea en <https://www.sbcounty.gov/boardsandcommittees/boards/supervisors/board-meeting/> antes de las 8:00 a.m. del día de la reunión de la Junta. Los comentarios serán registrados en la reunión.

Si usted impugnara cualquier decisión con respecto a la propuesta anterior en el tribunal, puede limitarse a plantear únicamente las cuestiones que usted u otra persona plantee en la audiencia pública descrita en este aviso o en la correspondencia escrita entregada a la Junta en la audiencia pública o antes de la misma.

Accesibilidad ADA: Si necesita una modificación o adaptación razonable por una discapacidad y/o servicios de interpretación, llame a la Secretaría de la Junta de Supervisores al (909) 387-7841 o envíe un correo electrónico a ADA@sbcounty.gov para solicitar una adaptación al menos 72 horas antes de la reunión de la Junta.

Condado de San Bernardino
Community Development and Housing Department
560 East Hospitality Lane, Suite 200
San Bernardino, CA 92415-0043
Attn: Bryan Anderson
o llame al (909) 501-0625

DAWN ROWE, PRESIDENTA
JUNTA DE SUPERVISORES DEL
CONDADO DE SAN BERNARDINO

LYNNA MONELLI
SECRETARIA DE LA JUNTA DE SUPERVISORES

CNSB #3894558

SAN BERNARDINO COUNTY SUN

This space for filing stamp only

473 E CARNEGIE DR #200, SAN BERNARDINO, CA 92408
Telephone (909) 889-9666 / Fax (909) 884-2536

JESSICA MELLINGER
S.B. CO CLERK OF BOARD (LEAD ACCT)
385 N ARROWHEAD AVE #200
SAN BERNARDINO, CA - 92415

SB #: 3894556

PROOF OF PUBLICATION

(2015.5 C.C.P.)

State of California)
County of SAN BERNARDINO) ss

Notice Type: GPN - GOVT PUBLIC NOTICE

Ad Description:

NOH#1262 CDH 2025-30 Consolidated Plan and 2025-26 Annual
Action Plan

I am a citizen of the United States and a resident of the State of California; I am over the age of eighteen years, and not a party to or interested in the above entitled matter. I am the principal clerk of the printer and publisher of the SAN BERNARDINO COUNTY SUN, a newspaper published in the English language in the city of SAN BERNARDINO, county of SAN BERNARDINO, and adjudged a newspaper of general circulation as defined by the laws of the State of California by the Superior Court of the County of SAN BERNARDINO, State of California, under date 06/27/1952, Case No. 73081. That the notice, of which the annexed is a printed copy, has been published in each regular and entire issue of said newspaper and not in any supplement thereof on the following dates, to-wit:

02/21/2025

Executed on: 02/24/2025
At Riverside, California

I certify (or declare) under penalty of perjury that the foregoing is true and correct.



Signature



Email

* A 0 0 0 0 0 7 0 3 2 7 7 6 *



This space is for the County Clerk's Filing Stamp

4200 Fox Farm Road, Big Bear Lake, Ca 92315
909-866-3456 legalads@bigbeargrizzly.net

California Newspaper Services, Inc.
915 East First Street
PO Box 54026
Los Angeles CA 90054-0026

**PROOF OF PUBLICATION
(2015.5 C.C.P.)
STATE OF CALIFORNIA**

ss.

COUNTY OF SAN BERNARDINO,

I am a citizen of the United States and a resident of the State of California; I am over the age of eighteen years and not a party to or interested in the above entitled matter. I am the principal clerk of Big Bear Grizzly, a newspaper of general circulation, published in the City of Big Bear Lake, County of San Bernardino, and which newspaper has been adjudicated a newspaper of general circulation by the Superior Court of the County of San Bernardino, State of California, under date of September 14, 1960, Case Number 102161; that the notice, of which the annexed is a printed copy, has been published in each regular and entire issue of said newspaper and not in any supplement thereof on the following dates to-wit:

BBG: 2/20/2025

I certify (or declare) under penalty of perjury that the foregoing is true and correct.

Claire Grow, Big Bear Grizzly

**San Bernardino County
Community Development and Housing Department
Public Comments for the Development of the HUD 2025-30
Consolidated Plan and the 2025-28 Annual Action Plan**

NOTICE OF HEARING

NOTICE IS HEREBY GIVEN that the Board of Supervisors (Board) of San Bernardino County (County) will hold a public hearing on **TUESDAY, March 26, 2025, AT 10:00 A.M.**, in the Covington Chambers, 385 North Arrowhead Avenue, First Floor, San Bernardino, CA. The purpose of the public hearing is to consider the proposed U.S. Department of Housing and Urban Development (HUD) 2025-30 Consolidated Plan, 2025-28 Annual Action Plan, Market Analysis, Needs Assessment, Citizen Participation Plan, Analysis of Impediments to Fair Housing Choice Report (AI), and solicit public comments regarding these plans.

BACKGROUND Each year since 1975, the County has qualified to receive federal housing and community development grant funds from HUD. The funds are used to develop viable communities that provide decent housing, suitable living environments, and expanded economic opportunities, primarily for low- and moderate-income persons. The Community Development Block Grant (CDBG), Emergency Solutions Grant (ESG), and Home Investment Partnerships Program (HOME) funds are for eligible projects and activities in the unincorporated communities and thirteen (13) cooperating cities. Those cities are Adelanto, Barstow, Big Bear Lake, Colton, Grand Terrace, Highland, Loma Linda, Menards, Needles, Redlands, Twentynine Palms, Yucaipa, and the Town of Yuca Valley. For these grant funds, this area is referred to as the "Cooperating Cities." In addition to these cities, the cities of Chino Hills and Rancho Cucamonga have been approved by HUD to participate in the County's HOME Investment Partnerships Program (HOME) Consortium.

As part of the grant application, the County is required to submit a document that addresses the strategies and priority needs for CDBG, ESG, and HOME funding over a five-year period. This document is called the Consolidated Plan and includes a Market Analysis, Needs Assessment, Citizen Participation Plan, and the AI. The County adopted its current five-year Consolidated Plan on April 21, 2020, which covers program years 2020-25. The County must now prepare a new Consolidated Plan to cover the next five-year period (July 1, 2025 - June 30, 2030). The proposed 2025-30 Consolidated Plan will include the 2025-28 Annual Action Plan that identifies the proposed activities the County will support in the coming year. For HUD Program Year (PY) 2025-28, the County anticipates receiving an estimated allocation of approximately \$8.3 million in CDBG funds, \$571,000 in ESG funds, and \$2.45 million in HOME funds. Subject to limitations imposed by federal regulations, CDBG, ESG, or HOME funds may be used for emergency shelter, homelessness prevention, housing preservation, capital improvements, public services, housing development, fair housing, and program management. The proposed Annual Action Plan is being developed to schedule the use of these funds during HUD PY 2025-28.

PUBLIC COMMENT For a minimum period of thirty (30) days beginning on February 21, 2025, and ending on March 26, 2025, the public is invited to submit written comments on the proposed 2025-30 Consolidated Plan, 2025-28 Annual Action Plan, Market Analysis, Needs Assessment, Citizen Participation Plan, and AI. Any citizen comments submitted during this time are welcome. Any comments received after the close of the public hearing on March 26, 2025, will not be included in the development of the Consolidated Plan and Annual Action Plan.

The Board meetings are open to the public for public participation. Meetings are held in the Covington Chambers in the County Government Center located at 385 North Arrowhead Avenue, First Floor, San Bernardino, CA 92415. All members of the public entering the building are required to go through a security scan.

You may also observe the live stream of the Board meetings at <https://www.sbcounty.gov/Main/Pages/ViewMeetings.aspx>. If you wish to make a comment on this or any agenda item prior to the day of the meeting, please submit your comments to the Clerk of the Board of Supervisors via email to BoardMeetingComments@sbcounty.gov or online at <https://www.sbcounty.gov/office/public-comments/> by 6:00 A.M. on the Tuesday of the Board meeting. Comments will be placed in the record at the meeting.

If you challenge any decision regarding the above proposal in court, you may be limited to raising only those issues you or someone else raised at the public hearing described in this notice or in written correspondence delivered to the Board at, or prior to, the public hearing.

ADA Accessibility: If you require a reasonable modification or accommodation for a disability and/or interpretation services, please call the Clerk of the Board of Supervisors at (909) 387-3941 or email CDBG@sbcounty.gov to request an accommodation at least 72 hours prior to the Board meeting.

San Bernardino County
and Housing Department
560 East Hospitality Lane, Suite 200
San Bernardino, CA 92415-0043
Attn: Bryan Anderson
or call (909) 501-0625

DAWN ROWE, CHAIRMAN Community Development
**BOARD OF SUPERVISORS OF
SAN BERNARDINO COUNTY**

LYNNA MONELL
CLERK OF THE BOARD OF SUPERVISORS
CNSB#3894553

Published: 02/20/2025



California Newspaper Service Bureau

Public Notice Advertising Since 1934

Tel 1-800-788-7840 Fax 1-800-474-9444

Local Offices and Representatives in:

Los Angeles, Santa Ana, San Diego, Riverside/San Bernardino,

San Francisco, Oakland, San Jose, Sacramento

Special Services Available in Phoenix

DECLARATION

I am a resident of Los Angeles County, over the age of eighteen years and not a party to or interested in the matter noticed.

The notice, of which the annexed is a printed copy appeared in the:

DAILY PRESS

On the following dates:

02/19/2025

I certify (or declare) under penalty of perjury that the foregoing is true and correct.

Dated at Los Angeles, California, this

13th day of March 2025



curtis small

Signature

3894554

*"The only Public Notice which is justifiable
from the standpoint of true economy and the public interest,
is that which reaches those who are affected by it"*



* A 0 0 0 0 0 7 0 4 8 0 9 4 *

**San Bernardino County
Community Development and Housing Department
Public Comments for the Development of the HUD 2025-30
Consolidated Plan and the 2025-26 Annual Action Plan**

NOTICE OF HEARING

NOTICE IS HEREBY GIVEN that the Board of Supervisors (Board) of San Bernardino County (County) will hold a public hearing on TUESDAY, March 25, 2025, AT 10:00 A.M., in the Covington Chambers, 385 North Arrowhead Avenue, First Floor, San Bernardino, CA. The purpose of the public hearing is to consider the proposed U.S. Department of Housing and Urban Development (HUD) 2025-30 Consolidated Plan, 2025-26 Annual Action Plan, Market Analysis, Needs Assessment, Citizen Participation Plan, Analysis of Impediments to Fair Housing Choice Report (AI), and solicit public comments regarding these plans.

BACKGROUND Each year since 1975, the County has qualified to receive federal housing and community development grant funds from HUD. The funds are used to develop viable communities that provide decent housing, suitable living environments, and expanded economic opportunities, principally for low- and moderate-income persons. The Community Development Block Grant (CDBG), Emergency Solutions Grant (ESG), and Home Investment Partnerships Program (HOME) funds are for eligible projects and activities in the unincorporated communities and thirteen (13) cooperating cities. These cities are Adelanto, Barstow, Big Bear Lake, Colton, Grand Terrace, Highland, Loma Linda, Montclair, Needles, Redlands, Twentynine Palms, Yucaipa, and the Town of Yucca Valley. For these grant funds, this area is referred to as the "Cooperating Cities." In addition to these cities, the cities of Chino Hills and Rancho Cucamonga have been approved by HUD to participate in the County's HOME Investment Partnerships Program (HOME) Consortium.

As part of the grant application, the County is required to submit a document that addresses the strategies and priority needs for CDBG, ESG, and HOME funding over a five-year period. This document is called the Consolidated Plan and includes a Market Analysis, Needs Assessment, Citizen Participation Plan, and the AI. The County adopted its current five-year Consolidated Plan on April 21, 2020, which covers program years 2020-25. The County must now prepare a new Consolidated Plan to cover the next five-year period (July 1, 2025 – June 30, 2030). The proposed 2025-30 Consolidated Plan will include the 2025-26 Annual Action Plan that identifies the proposed activities the County will support in the coming year. For HUD Program Year (PY) 2025-26, the County anticipates receiving an estimated allocation of approximately \$6.3 million in CDBG funds, \$571,000 in ESG funds, and \$2.45 million in HOME funds. Subject to limitations imposed by federal regulations, CDBG, ESG, or HOME funds may be used for emergency shelter, homelessness prevention, housing preservation, capital improvements, public services, housing development, fair housing, and program management. The proposed Annual Action Plan is being developed to schedule the use of these funds during HUD PY 2025-26.

PUBLIC COMMENT For a minimum period of thirty (30) days beginning on February 21, 2025, and ending on March 25, 2025, the public is invited to submit written comments on the proposed 2025-30 Consolidated Plan, 2025-26 Annual Action Plan, Market Analysis, Needs Assessment, Citizen Participation Plan, and AI. Any Citizen comments submitted during this time are welcome. Any comments received after the close of the public hearing on March 25, 2025, will not be included in the development of the Consolidated Plan and Annual Action Plan.

The Board meetings are open to the public for public participation. Meetings are held in the Covington Chambers in the County Government Center located at 385 North Arrowhead Avenue, First Floor, San Bernardino, CA 92415. All members of the public entering the building are required to go through a security scan.

You may also observe the live stream of the Board meetings at <https://www.sbcounty.gov/Main/Pages/ViewMeetings.aspx>. If you wish to make a comment on this or any agenda item prior to the day of the meeting, please submit your comments to the Clerk of the Board of Supervisors via email to BoardMeetingComments@cob.sbcounty.gov or online at <https://www.sbcounty.gov/cob/publiccomments/> by 8:00 A.M. on the Tuesday of the Board meeting. Comments will be placed in the record at the meeting.

If you challenge any decision regarding the above proposal in court, you may be limited to raising only those issues you or someone else raised at the public hearing described in this notice or in written correspondence delivered to the Board at, or prior to, the public hearing.

ADA Accessibility: If you require a reasonable modification or accommodation for a disability and/or interpretation services, please call the Clerk of the Board of Supervisors at (909) 387-3841 or email COB@sbcounty.gov to request an accommodation at least 72 hours prior to the Board meeting.

San Bernardino County
Community Development and Housing Department
560 East Hospitality Lane, Suite 200
San Bernardino, CA 92415-0043
Attn: Bryan Anderson
or call (909) 501-0625

DAWN ROWE, CHAIRMAN
BOARD OF SUPERVISORS OF
SAN BERNARDINO COUNTY

LYNNA MONELL
CLERK OF THE BOARD OF SUPERVISORS

CNSB # 3894554

California Newspaper Service Bureau

Public Notice Advertising Since 1934

Tel 1-800-788-7840 Fax 1-800-474-9444

Local Offices and Representatives in:

Los Angeles, Santa Ana, San Diego, Riverside/San Bernardino,

San Francisco, Oakland, San Jose, Sacramento

Special Services Available in Phoenix

DECLARATION

I am a resident of Los Angeles County, over the age of eighteen years and not a party to or interested in the matter noticed.

The notice, of which the annexed is a printed copy appeared in the:

HI-DESERT STAR

On the following dates:

02/19/2025

I certify (or declare) under penalty of perjury that the foregoing is true and correct.

Dated at Los Angeles, California, this

13th day of March 2025



curtis small

Signature

3894555

*"The only Public Notice which is justifiable
from the standpoint of true economy and the public interest,
is that which reaches those who are affected by it"*



* A 0 0 0 0 0 7 0 4 8 0 2 4 *

**San Bernardino County
Community Development and Housing Department
Public Comments for the Development of the HUD 2025-30
Consolidated Plan and the 2025-26 Annual Action Plan**

NOTICE OF HEARING

NOTICE IS HEREBY GIVEN that the Board of Supervisors (Board) of San Bernardino County (County) will hold a public hearing on TUESDAY, March 25, 2025, AT 10:00 A.M., in the Covington Chambers, 385 North Arrowhead Avenue, First Floor, San Bernardino, CA. The purpose of the public hearing is to consider the proposed U.S. Department of Housing and Urban Development (HUD) 2025-30 Consolidated Plan, 2025-26 Annual Action Plan, Market Analysis, Needs Assessment, Citizen Participation Plan, Analysis of Impediments to Fair Housing Choice Report (AI), and solicit public comments regarding these plans.

BACKGROUND Each year since 1975, the County has qualified to receive federal housing and community development grant funds from HUD. The funds are used to develop viable communities that provide decent housing, suitable living environments, and expanded economic opportunities, principally for low- and moderate-income persons. The Community Development Block Grant (CDBG), Emergency Solutions Grant (ESG), and Home Investment Partnerships Program (HOME) funds are for eligible projects and activities in the unincorporated communities and thirteen (13) cooperating cities. These cities are Adelanto, Barstow, Big Bear Lake, Colton, Grand Terrace, Highland, Loma Linda, Montclair, Needles, Redlands, Twentynine Palms, Yucaipa, and the Town of Yucca Valley. For these grant funds, this area is referred to as the "Cooperating Cities." In addition to these cities, the cities of Chino Hills and Rancho Cucamonga have been approved by HUD to participate in the County's HOME Investment Partnerships Program (HOME) Consortium.

As part of the grant application, the County is required to submit a document that addresses the strategies and priority needs for CDBG, ESG, and HOME funding over a five-year period. This document is called the Consolidated Plan and includes a Market Analysis, Needs Assessment, Citizen Participation Plan, and the AI. The County adopted its current five-year Consolidated Plan on April 21, 2020, which covers program years 2020-25. The County must now prepare a new Consolidated Plan to cover the next five-year period (July 1, 2025 – June 30, 2030). The proposed 2025-30 Consolidated Plan will include the 2025-26 Annual Action Plan that identifies the proposed activities the County will support in the coming year. For HUD Program Year (PY) 2025-26, the County anticipates receiving an estimated allocation of approximately \$6.3 million in CDBG funds, \$571,000 in ESG funds, and \$2.45 million in HOME funds. Subject to limitations imposed by federal regulations, CDBG, ESG, or HOME funds may be used for emergency shelter, homelessness prevention, housing preservation, capital improvements, public services, housing development, fair housing, and program management. The proposed Annual Action Plan is being developed to schedule the use of these funds during HUD PY 2025-26.

PUBLIC COMMENT For a minimum period of thirty (30) days beginning on February 21, 2025, and ending on March 25, 2025, the public is invited to submit written comments on the proposed 2025-30 Consolidated Plan, 2025-26 Annual Action Plan, Market Analysis, Needs Assessment, Citizen Participation Plan, and AI. Any Citizen comments submitted during this time are welcome. Any comments received after the close of the public hearing on March 25, 2025, will not be included in the development of the Consolidated Plan and Annual Action Plan.

The Board meetings are open to the public for public participation. Meetings are held in the Covington Chambers in the County Government Center located at 385 North Arrowhead Avenue, First Floor, San Bernardino, CA 92415. All members of the public entering the building are required to go through a security scan.

You may also observe the live stream of the Board meetings at <https://www.sbcounty.gov/Main/Pages/ViewMeetings.aspx>. If you wish to make a comment on this or any agenda item prior to the day of the meeting, please submit your comments to the Clerk of the Board of Supervisors via email to BoardMeetingComments@cob.sbcounty.gov or online at <https://www.sbcounty.gov/cob/publiccomments/> by 8:00 A.M. on the Tuesday of the Board meeting. Comments will be placed in the record at the meeting.

If you challenge any decision regarding the above proposal in court, you may be limited to raising only those issues you or someone else raised at the public hearing described in this notice or in written correspondence delivered to the Board at, or prior to, the public hearing.

ADA Accessibility: If you require a reasonable modification or accommodation for a disability and/or interpretation services, please call the Clerk of the Board of Supervisors at (909) 387-3841 or email COB@sbcounty.gov to request an accommodation at least 72 hours prior to the Board meeting.

San Bernardino County
Community Development and Housing Department
560 East Hospitality Lane, Suite 200
San Bernardino, CA 92415-0043
Attn: Bryan Anderson
or call (909) 501-0625

DAWN ROWE, CHAIRMAN
BOARD OF SUPERVISORS OF
SAN BERNARDINO COUNTY

LYNNA MONELL
CLERK OF THE BOARD OF SUPERVISORS
CNSB # 3894555

Inland Valley Daily Bulletin

3200 Guasti Road, Suite 100
Ontario, CA 91761
626-544-0885
legals@inlandnewspapers.com

5005700

CALIFORNIA NEWSPAPER SERVICE - LA CTY
PO BOX 60460
LOS ANGELES, CA 90060

FILE NO. 3894557

PROOF OF PUBLICATION (2015.5 C.C.P.)

STATE OF CALIFORNIA County of San Bernardino

I am a citizen of the United States, I am over the age of eighteen years, and not a party to or interested in the above-entitled matter. I am the principal clerk of the printer of INLAND VALLEY DAILY BULLETIN, a newspaper of general circulation printed and published daily for the City of Ontario, County of San Bernardino, and which newspaper has been adjudged a newspaper of general circulation by the Superior Court of the County of San Bernardino, State of California, on the date of August 24, 1951, Case Number 70663. The notice, of which the annexed is a true printed copy, has been published in each regular and entire issue of said newspaper and not in any supplement thereof on the following dates, to wit:

02/21/2025

I declare under the penalty of perjury that the foregoing is true and correct.

Executed at Ontario, San Bernardino Co., California, on this 21th day of February, 2025.

Evangelina Almeida

Signature

Legal No. 0011720489

San Bernardino County Community Development and Housing Department Public Comments for the Development of the HUD 2025-30 Consolidated Plan and the 2025-26 Annual Action Plan

NOTICE OF HEARING

NOTICE IS HEREBY GIVEN that the Board of Supervisors (Board) of San Bernardino County (County) will hold a public hearing on **TUESDAY, March 25, 2025, AT 10:00 A.M.**, in the Covington Chambers, 385 North Arrowhead Avenue, First Floor, San Bernardino, CA. The purpose of the public hearing is to consider the proposed U.S. Department of Housing and Urban Development (HUD) 2025-30 Consolidated Plan, 2025-26 Annual Action Plan, Market Analysis, Needs Assessment, Citizen Participation Plan, Analysis of Impediments to Fair Housing Choice Report (AI), and solicit public comments regarding these plans.

BACKGROUND: Each year since 1975, the County has qualified to receive federal housing and community development grant funds from HUD. The funds are used to develop viable communities that provide decent housing, suitable living environments, and expanded economic opportunities, principally for low- and moderate-income persons. The Community Development Block Grant (CDBG), Emergency Solutions Grant (ESG), and Home Investment Partnerships Program (HOME) funds are for eligible projects and activities in the underserved communities and thirteen (13) cooperating cities. These cities are Adelanto, Barstow, Big Bear Lake, Colton, Grand Terrace, Highland, Loma Linda, Montclair, Noodles, Redlands, Twentynine Palms, Yucaipa, and the Town of Yucca Valley. For these grant funds, this area is referred to as the "Cooperating Cities." In addition to these cities, the cities of Chino Hills and Rancho Cucamonga have been approved by HUD to participate in the County's HOME Investment Partnerships Program (HOME) Consortium.

As part of the grant application, the County is required to submit a document that addresses the strategies and priority needs for CDBG, ESG, and HOME funding over a five-year period. This document is called the Consolidated Plan and includes a Market Analysis, Needs Assessment, Citizen Participation Plan, and the AI. The County adopted its current five-year Consolidated Plan on April 21, 2020, which covers program years 2020-25. The County must now prepare a new Consolidated Plan to cover the next five-year period (July 1, 2025 - June 30, 2030). The proposed 2025-30 Consolidated Plan will include the 2025-26 Annual Action Plan that identifies the proposed activities the County will support in the coming year. For HUD Program Year (PY) 2025-26, the County anticipates receiving an estimated allocation of approximately \$6.3 million in CDBG funds, \$571,000 in ESG funds, and \$2.45 million in HOME funds. Subject to limitations imposed by federal regulations, CDBG, ESG, or HOME funds may be used for emergency shelter, homelessness prevention, housing preservation, capital improvements, public services, housing development, fair housing, and program management. The proposed Annual Action Plan is being developed to schedule the use of these funds during HUD PY 2025-26.

PUBLIC COMMENT: For a minimum period of thirty (30) days beginning on February 21, 2025, and ending on March 25, 2025, the public is invited to submit written comments on the proposed 2025-30 Consolidated Plan, 2025-26 Annual Action Plan, Market Analysis, Needs Assessment, Citizen Participation Plan, and AI. Any Citizen comments submitted during this time are welcome. Any comments received after the close of the public hearing on March 25, 2025, will not be included in the development of the Consolidated Plan and Annual Action Plan.

The Board meetings are open to the public for public participation. Meetings are held in the Covington Chambers in the County Government Center located at 385 North Arrowhead Avenue, First Floor, San Bernardino, CA 92415. All members of the public entering the building are required to go through a security scan.

You may also observe the live stream of the Board meetings at <https://www.sbcounty.gov/Main/Press/VideoMeetings.aspx>. If you wish to make a comment on this or any agenda item prior to the day of the meeting, please submit your comments to the Clerk of the Board of Supervisors via email to BoardMeetingComments@cob.sbcounty.gov or online at <https://www.sbcounty.gov/cob/feedbackcomments> by 8:00 A.M. on the Tuesday of the Board meeting. Comments will be placed in the record at the meeting.

If you challenge any decision regarding the above proposal in court, you may be limited to raising only those issues you or someone else raised at the public hearing described in this notice or in written correspondence delivered to the Board at, or prior to, the public hearing.

ADA Accessibility: If you require a reasonable modification or accommodation for a disability and/or interpretation services, please call the Clerk of the Board of Supervisors at (909) 387-3841 or email COB@sbcounty.gov to request an accommodation at least 72 hours prior to the Board meeting.

San Bernardino County
Community Development and Housing Department
360 East Hospitality Lane, Suite 200
San Bernardino, CA 92415-0043
Attn: Bryan Anderson
or call (909) 501-0625

DAWN ROWE, CHAIRMAN
BOARD OF SUPERVISORS OF
SAN BERNARDINO COUNTY

LYNNA MURRILL
CLERK OF THE BOARD OF SUPERVISORS
CNSB # 3883199





Community Development and Housing

Consolidated Plan Survey

San Bernardino County has begun the planning process for the following documents:

- 1) 2025-2030 Consolidated Plan;
- 2) 2024-2025 Annual Action Plan; and
- 3) Analysis of Impediments to Fair Housing Choice.

These documents, required by the U.S. Department of Housing and Urban Development (HUD), are related to receiving federal grant funds through the Community Development Block Grant (CDBG), Emergency Solutions Grant (ESG), and HOME Investment Partnerships program. These documents will identify priority needs related to housing, homelessness, public facilities and infrastructure improvements, public services, and economic/community development activities. They will also identify any fair housing barriers within the county.

A key component of preparing these documents involves hearing from members of the public on what the community needs to prioritize and what fair housing barriers are impacting your communities. The questions on the following pages are intended to serve these purposes.

Your responses will be kept confidential. We will only report this information in combination with the other survey responses and in summary format. Please do not place your name or other identifying information anywhere on the survey. If you have questions about the use of survey information, please contact Bryan Anderson, Supervising Analyst, at cdbg.info@cdh.sbcounty.gov or (909) 501-0600.

Estimated time to complete this survey: 7-10 minutes.

Para español, haga clic aquí:

<https://www.surveymonkey.com/r/B7N7978>

Đối với người Việt Nam bấm vào đây:

<https://www.surveymonkey.com/r/B7RZ3M9>



Community Development and Housing

Consolidated Plan Survey

1. Please Indicate City and ZIP code of your residence.

2. What is your total household income?

- ☐ Less than \$25,000
- ☐ \$25,000 to \$34,999
- ☐ \$35,000 to \$49,999
- ☐ \$50,000 to \$74,999
- ☐ \$75,000 to \$99,999
- ☐ \$100,000 and above

3. What is your age group?

- ☐ 18-24
- ☐ 25-34
- ☐ 35-44
- ☐ 45-54
- ☐ 55-61
- ☐ 62-74
- ☐ 75+

4. What gender do you identify as? (check all that apply)

- ☐ Male
- ☐ Female
- ☐ Transgender
- ☐ Non-Binary
- ☐ Decline to Say
- ☐ Another gender identity (please specify)

5. What is your race/ethnicity? (Check all that Apply)

- ☐ American Indian or Alaska Native
- ☐ Asian
- ☐ Black/African American
- ☐ Hispanic or Latino
- ☐ Middle Eastern or North African
- ☐ Native Hawaiian/Other Pacific Islander
- ☐ White
- ☐ Other (please specify)

6. Is a language other than English spoken regularly in your household?

- ☐ Yes
- ☐ No

If yes, what language?

7. Do any of the following describe you or a member of your family? (check all that apply)

- ☐ Aged 65+
- ☐ Disabled Person
- ☐ First-Generation Immigrant
- ☐ Formerly Incarcerated Person
- ☐ Homeless or Formerly Homeless
- ☐ LGBTQIA Person
- ☐ Low- or Moderate-Income Person
- ☐ Military Veteran
- ☐ Single Parent
- ☐ Grandparent Raising Grandchildren

8. What is your current housing status?

- ☐ I own a house
- ☐ I rent a house/apartment
- ☐ I live in a hotel/motel
- ☐ I live with a relative
- ☐ I am homeless
- ☐ Other (please specify)

9. Do you currently live in public housing or receive Section 8 rental assistance?

- ☐ Yes
- ☐ No

10. Please rank the following Public Facility Needs in San Bernardino County on a scale ranging from a low need to a high need.

	Low Need	Moderate Need	High Need
ADA accessibility improvements	<input type="radio"/>	<input type="radio"/>	<input type="radio"/>
Biking or walking trails	<input type="radio"/>	<input type="radio"/>	<input type="radio"/>
Child care centers	<input type="radio"/>	<input type="radio"/>	<input type="radio"/>
Community centers and facilities (i.e. youth centers, senior centers)	<input type="radio"/>	<input type="radio"/>	<input type="radio"/>
Community parks, recreational facilities, and cultural centers	<input type="radio"/>	<input type="radio"/>	<input type="radio"/>
Health care facilities	<input type="radio"/>	<input type="radio"/>	<input type="radio"/>
Public safety offices (fire, police, emergency management)	<input type="radio"/>	<input type="radio"/>	<input type="radio"/>
Street, road, or sidewalk improvements	<input type="radio"/>	<input type="radio"/>	<input type="radio"/>

Other Public Facility Needs (please specify)

11. Please rank the following Economic/Community Development Needs in San Bernardino County on a scale ranging from a low need to a high need.

	Low Need	Moderate Need	High Need
Improvements for storefronts	<input type="radio"/>	<input type="radio"/>	<input type="radio"/>
Financial assistance for community organizations	<input type="radio"/>	<input type="radio"/>	<input type="radio"/>
Financial assistance to entrepreneurs and small businesses	<input type="radio"/>	<input type="radio"/>	<input type="radio"/>
Historic preservation efforts	<input type="radio"/>	<input type="radio"/>	<input type="radio"/>
Incentives for creating jobs	<input type="radio"/>	<input type="radio"/>	<input type="radio"/>
Increased code enforcement efforts	<input type="radio"/>	<input type="radio"/>	<input type="radio"/>
Redevelopment/rehabilitation/demolition of blighted properties	<input type="radio"/>	<input type="radio"/>	<input type="radio"/>

Other Economic/Community Development Needs (please specify)

12. Please rank the following Public Service Needs in San Bernardino County on a scale ranging from a low need to a high need.

	Low Need	Moderate Need	High Need
Child abuse prevention/parenting classes	<input type="radio"/>	<input type="radio"/>	<input type="radio"/>
Childcare	<input type="radio"/>	<input type="radio"/>	<input type="radio"/>
Domestic abuse services	<input type="radio"/>	<input type="radio"/>	<input type="radio"/>
Drug education/crime prevention	<input type="radio"/>	<input type="radio"/>	<input type="radio"/>
Employment training	<input type="radio"/>	<input type="radio"/>	<input type="radio"/>
Food banks/community meals	<input type="radio"/>	<input type="radio"/>	<input type="radio"/>
Housing counseling	<input type="radio"/>	<input type="radio"/>	<input type="radio"/>
Job search assistance	<input type="radio"/>	<input type="radio"/>	<input type="radio"/>
Legal services	<input type="radio"/>	<input type="radio"/>	<input type="radio"/>
Medical and dental services	<input type="radio"/>	<input type="radio"/>	<input type="radio"/>
Neighborhood cleanups	<input type="radio"/>	<input type="radio"/>	<input type="radio"/>
Senior services	<input type="radio"/>	<input type="radio"/>	<input type="radio"/>
Transportation assistance	<input type="radio"/>	<input type="radio"/>	<input type="radio"/>
Youth services	<input type="radio"/>	<input type="radio"/>	<input type="radio"/>

Other Public Service Needs (please specify)

13. Please rank the following Homeless Needs in San Bernardino County on a scale ranging from a low need to a high need.

	Low Need	Moderate Need	High Need
Accessibility to homeless shelters	<input type="radio"/>	<input type="radio"/>	<input type="radio"/>
Homelessness Prevention	<input type="radio"/>	<input type="radio"/>	<input type="radio"/>
Outreach to homeless persons	<input type="radio"/>	<input type="radio"/>	<input type="radio"/>
Permanent housing	<input type="radio"/>	<input type="radio"/>	<input type="radio"/>
Transitional/supportive housing programs	<input type="radio"/>	<input type="radio"/>	<input type="radio"/>

Other Homeless Needs (please specify)

14. Please rank the following Housing Needs in San Bernardino County on a scale ranging from a low need to a high need.

	Low Need	Moderate Need	High Need
Elderly or senior housing	<input type="radio"/>	<input type="radio"/>	<input type="radio"/>
Energy efficiency improvements to current housing	<input type="radio"/>	<input type="radio"/>	<input type="radio"/>
Family Housing	<input type="radio"/>	<input type="radio"/>	<input type="radio"/>
Grants to improve affordable rental housing/apartments	<input type="radio"/>	<input type="radio"/>	<input type="radio"/>
Help buying a home/downpayment assistance	<input type="radio"/>	<input type="radio"/>	<input type="radio"/>
Help for homeowners to make housing improvements	<input type="radio"/>	<input type="radio"/>	<input type="radio"/>
Help with rental payments	<input type="radio"/>	<input type="radio"/>	<input type="radio"/>
Housing for people with disabilities	<input type="radio"/>	<input type="radio"/>	<input type="radio"/>
Housing that accepts Section 8 vouchers	<input type="radio"/>	<input type="radio"/>	<input type="radio"/>
New construction of affordable rental units	<input type="radio"/>	<input type="radio"/>	<input type="radio"/>
New construction of housing for homeownership	<input type="radio"/>	<input type="radio"/>	<input type="radio"/>

Other Housing Needs (please specify)

15. Thinking about community resources in San Bernardino County, please check whether you think each of the following are equally available and maintained in all neighborhoods.

	Equally Provided	Not Equally Provided	I Don't Know
Banking and lending	<input type="radio"/>	<input type="radio"/>	<input type="radio"/>
Bus services	<input type="radio"/>	<input type="radio"/>	<input type="radio"/>
Fire and police protection	<input type="radio"/>	<input type="radio"/>	<input type="radio"/>
Garbage collection	<input type="radio"/>	<input type="radio"/>	<input type="radio"/>
Grocery stores and other shopping	<input type="radio"/>	<input type="radio"/>	<input type="radio"/>
Parks and trails	<input type="radio"/>	<input type="radio"/>	<input type="radio"/>
Property maintenance	<input type="radio"/>	<input type="radio"/>	<input type="radio"/>
Roads and sidewalks	<input type="radio"/>	<input type="radio"/>	<input type="radio"/>
Schools	<input type="radio"/>	<input type="radio"/>	<input type="radio"/>

Other (please specify)

16. Since living in San Bernardino County, have you experienced housing discrimination?

(For example, the following actions would represent housing discrimination if based on your race, color, national origin, religion, sex, familial status, or disability: refusal to rent or sell or negotiate the rental/sale of housing; falsely denying that housing is available for inspection, sale, or rental; setting different terms, conditions, or privileges for sale or rental of a dwelling; or providing different housing services or facilities.)

- ☐ Yes
- ☐ No

17. If you answered "Yes" to question 16, who discriminated against you? (SELECT ALL THAT APPLY)

☐ a landlord/property manager

☐ a real estate agent

☐ a mortgage lender

☐ a city/county staff person

☐ Other (please specify)

18. Did you file a report of that discrimination?

☐ Yes

☐ No

19. If you did not file a report, why didn't you file? (SELECT ONLY ONE)

☐ I did not know what good it would do

☐ I did not know where to file

☐ I did not realize it was against the law

☐ I was afraid of retaliation

☐ The process was not in my language

☐ The process was not accessible to me because of a disability

☐ Other (please specify)

20. Do you understand your fair housing rights?

☐ Yes

☐ Somewhat

☐ No

21. Do you know where to file a housing discrimination complaint?

- ☐ Yes
- ☐ Somewhat
- ☐ No

22. Do you believe housing discrimination is an issue in San Bernardino County?

- ☐ Yes
- ☐ No
- ☐ Somewhat
- ☐ I don't know

23. Do you think any of the following are barriers to Fair Housing in San Bernardino County? (Check all that apply)

- ☐ Community opposition to affordable housing
- ☐ Discrimination by landlords or rental agents
- ☐ Discrimination by mortgage lenders
- ☐ Discrimination or steering by real estate agents
- ☐ Displacement of residents due to rising housing costs
- ☐ Lack of housing options for people with disabilities
- ☐ Landlords refusing to accept Section 8 vouchers
- ☐ Limited access to banking and financial services
- ☐ Limited access to jobs
- ☐ Limited access to good schools
- ☐ Limited access to community resources for people with disabilities
- ☐ Neighborhoods that need revitalization and new investment
- ☐ Not enough affordable housing for individuals
- ☐ Not enough affordable housing for families
- ☐ Not enough affordable housing for seniors
- ☐ Other (please specify)

24. Please use the box below to provide any additional information regarding local housing and community development needs.

THANK YOU for your time in completing this survey and assisting with this housing and community development study.



Community Development
and Housing

COMMUNITY MEETINGS — 2024 —

Attention San Bernardino County Residents!

How would you invest \$57 million in your community over the next five years? Join us for a community meeting and share your insights!

We need your help determining how best to spend federal funds to invest in San Bernardino County communities. Together, we can prioritize key areas such as affordable housing, sustainability, homeless shelters, infrastructure and job opportunities. Every five years, the County creates the "Consolidated Plan" document to identify community needs and priorities.



SCAN THE QR CODE FOR A SCHEDULE OF COMMUNITY MEETINGS



Community Development Block
Grant – San Bernardino Community
Development and Housing
(sbcounty.gov)

CAN'T MAKE A COMMUNITY MEETING?

Scan the **QR CODE** to share your
perspectives by completing a survey.





57675 Twentynine Palms Highway, Suite 103
Yucca Valley, Ca 92284
760-365-3315
Legals@hidesertstar.com

This space is for the County Clerk's Filing Stamp

California Newspaper Services, Inc.
915 East First Street
PO Box 54026
Los Angeles CA 90012-0026

**PROOF OF PUBLICATION
(2015.5 C.C.C.P.)**

I am a citizen of the United States and a resident of the State of California; I am over the age of eighteen years, and not a party to or interested in the above entitled matter. I am the principal clerk of the printer of the:

HI-DESERT STAR

a newspaper of general circulation, printed and published BI-WEEKLY in the City of YUCCA VALLEY, County of San Bernardino, and which newspaper has been adjudged a newspaper of general circulation by the Superior Court of the County of San Bernardino, State of California,
under the date of November 27, 1961.

Case Number 107762; that the notice, of which the annexed is printed copy (set in type not smaller than nonpareil), has been published in each regular and entire issue of the said newspaper and not in supplement thereof on the following dates, to wit:

Hi-Desert Star: 9/25/2024

I certify (or declare) under penalty of perjury that the foregoing is true and correct.

Dated at: YUCCA VALLEY, California,
This day of 9/25/2024



Micah Ramirez



3844173



California Newspaper Service Bureau

Public Notice Advertising Since 1934

Tel 1-800-788-7840 Fax 1-800-474-9444

Local Offices and Representatives in:

Los Angeles, Santa Ana, San Diego, Riverside/San Bernardino,

San Francisco, Oakland, San Jose, Sacramento

Special Services Available in Phoenix

DECLARATION

I am a resident of Los Angeles County, over the age of eighteen years and not a party to or interested in the matter noticed.

The notice, of which the annexed is a printed copy appeared in the:

DAILY PRESS

On the following dates:

09/04/2024

I certify (or declare) under penalty of perjury that the foregoing is true and correct.

Dated at Los Angeles, California, this

26th day of September 2024




Curtis Small
Signature

3847281

*"The only Public Notice which is justifiable
from the standpoint of true economy and the public interest,
is that which reaches those who are affected by it"*



* A 0 0 0 0 0 6 8 7 6 9 0 8 *



How would you invest \$57 million in your community over the next five years? Join us for a community meeting and share your insights!

We need your help determining how best to spend federal funds to invest in San Bernardino County communities. Together, we can prioritize key areas such as affordable housing, sustainability, homeless shelters, infrastructure and job opportunities. Every five years, the County creates the "Consolidated Plan" document to identify community needs and priorities.

SCAN THE QR CODE FOR A SCHEDULE OF COMMUNITY MEETINGS



Community Development Block
Grant – San Bernardino Community
Development and Housing
(sbcounty.gov)

CAN'T MAKE A COMMUNITY MEETING?

Scan the **QR CODE** to share your
perspectives by completing a survey.



Inland Valley Daily Bulletin

3200 Guasti Road, Suite 100
Ontario, CA 91761
626-544-0885
legals@inlandnewspapers.com

5005702

CALIFORNIA NEWSPAPER SERVICE BUREAU -
SB/CTY
PO BOX 60460
LOS ANGELES, CA 90060

FILE NO. 3844180

PROOF OF PUBLICATION (2015.5 C.C.P.)

STATE OF CALIFORNIA
County of San Bernardino

I am a citizen of the United States, I am over the age of eighteen years, and not a party to or interested in the above-entitled matter. I am the principal clerk of the printer of INLAND VALLEY DAILY BULLETIN, a newspaper of general circulation printed and published daily for the City of Ontario, County of San Bernardino, and which newspaper has been adjudged a newspaper of general circulation by the Superior Court of the County of San Bernardino, State of California, on the date of August 24, 1951, Case Number 70663. The notice, of which the annexed is a true printed copy, has been published in each regular and entire issue of said newspaper and not in any supplement thereof on the following dates, to wit:

08/30/2024

I declare under the penalty of perjury that the foregoing is true and correct.


Executed at Ontario, San Bernardino Co., California, on this 4th day of September, 2024.

Evangelina Almeida

Signature

Legal No.

0011689112



The poster is for "COMMUNITY MEETINGS 2024" in San Bernardino County. It features a photo of a person at a podium. The text asks how to invest \$57 million over the next five years and invites the community to share insights. It lists priorities like affordable housing, sustainability, and job opportunities. Two QR codes are provided: one for a schedule of meetings and another for a survey. Logos for the County of San Bernardino and the Department of Community Development and Housing are at the bottom.

SAN BERNARDINO COUNTY
Community Development and Housing

COMMUNITY MEETINGS 2024

How would you invest \$57 million in your community over the next five years? Join us for a community meeting and share your insights!

We need your help determining how best to spend federal funds to invest in San Bernardino County communities. Together, we can prioritize key areas such as affordable housing, sustainability, homeless shelters, infrastructure and job opportunities. Every five years, the County creates the "Consolidated Plan" document to identify community needs and priorities.

SCAN THE QR CODE FOR A SCHEDULE OF COMMUNITY MEETINGS

Community Development Block Grant - San Bernardino Community Development and Housing (sbcounty.gov)

CAN'T MAKE A COMMUNITY MEETING? Scan the QR CODE to share your perspectives by completing a survey.

COUNTY OF SAN BERNARDINO
DEPARTMENT OF COMMUNITY DEVELOPMENT AND HOUSING

California Newspaper Service Bureau

Public Notice Advertising Since 1934

Tel 1-800-788-7840 Fax 1-800-474-9444

Local Offices and Representatives in:

Los Angeles, Santa Ana, San Diego, Riverside/San Bernardino,
San Francisco, Oakland, San Jose, Sacramento

Special Services Available in Phoenix

DECLARATION

I am a resident of Los Angeles County, over the age of eighteen years and not a party to or interested in the matter noticed.

The notice, of which the annexed is a printed copy appeared in the:

LA PRENSA HISPANA


On the following dates:

08/30/2024

I certify (or declare) under penalty of perjury that the foregoing is true and correct.

Dated at Los Angeles, California, this

10th day of September 2024



DEBBIE YERKES

Signature

3844182

*"The only Public Notice which is justifiable
from the standpoint of true economy and the public interest,
is that which reaches those who are affected by it"*



* A 0 0 0 0 0 6 8 6 2 9 9 7 *



Atención residentes del condado de San Bernardino

¿Cómo invertiría \$57 millones en su comunidad en los próximos cinco años? Acompáñenos en una reunión comunitaria y comparta sus perspectivas.

Necesitamos su ayuda para determinar la mejor manera de invertir los fondos federales en las comunidades de San Bernardino. Juntos, podemos priorizar las áreas clave como la vivienda asequible, la sostenibilidad, los refugios para personas sin hogar, la infraestructura y las oportunidades laborales. Cada cinco años, el condado redacta el documento "Plan consolidado" para identificar las necesidades y las prioridades de la comunidad.

ESCANEE EL CÓDIGO QR PARA ACCEDER A UN CRONOGRAMA DE LAS REUNIONES COMUNITARIAS



Subsidios Globales para el Desarrollo Comunitario; Departamento de Desarrollo Comunitario y Vivienda de San Bernardino (sbcounty.gov)

¿NO PUEDE PARTICIPAR DE UNA REUNIÓN COMUNITARIA?

Escanee el CÓDIGO QR y complete una encuesta para compartir sus perspectivas.



California Newspaper Service Bureau

Public Notice Advertising Since 1934

Tel 1-800-788-7840 Fax 1-800-474-9444

Local Offices and Representatives in:

Los Angeles, Santa Ana, San Diego, Riverside/San Bernardino,
San Francisco, Oakland, San Jose, Sacramento

Special Services Available in Phoenix

DECLARATION

I am a resident of Los Angeles County, over the age of eighteen years and not a party to or interested in the matter noticed.

The notice, of which the annexed is a printed copy appeared in the:

NGUOI VIET

On the following dates:

08/30/2024

I certify (or declare) under penalty of perjury that the foregoing is true and correct.

Dated at Los Angeles, California, this

9th day of September 2024



DEBBIE YERKES

Signature

3844185

*"The only Public Notice which is justifiable
from the standpoint of true economy and the public interest,
is that which reaches those who are affected by it"*





Community Development
and Housing

CUỘC HỌP CỘNG ĐỒNG 2024



Kính gửi Cư dân Quận San Bernardino!

Quý vị sẽ đầu tư 57 triệu USD vào cộng đồng của mình như thế nào trong 5 năm tới? Hãy tham gia cuộc họp cộng đồng với chúng tôi và chia sẻ những hiểu biết của quý vị!

Chúng tôi cần sự giúp đỡ của quý vị trong việc xác định cách tốt nhất để sử dụng quỹ liên bang để đầu tư vào các cộng đồng của Quận San Bernardino. Cùng nhau, chúng ta có thể ưu tiên các lĩnh vực chính như nhà ở giá rẻ, tính bền vững, nơi tạm trú cho người vô gia cư, cơ sở hạ tầng và cơ hội việc làm. Cứ 5 năm một lần, Quận lập tài liệu "Kế hoạch Hợp nhất" để xác định các nhu cầu và ưu tiên của cộng đồng.



QUÉT MÃ QR
ĐỂ CÓ LỊCH TRÌNH
CUỘC HỌP CỘNG ĐỒNG



Tài trợ Khối Phát triển Cộng
đồng - Nhà ở và Phát triển Cộng đồng
San Bernardino (sbcounty.gov)

**KHÔNG THỂ TỔ CHỨC
CUỘC HỌP CỘNG ĐỒNG?**

Quét MÃ QR để chia sẻ quan điểm của quý vị bằng cách hoàn thành khảo sát.



CNSB # 3844185



This space is for the County Clerk's Filing Stamp

4200 Fox Farm Road, Big Bear Lake, Ca 92315
909-866-3456 legalads@bigbeargrizzly.net

California Newspaper Services, Inc.
915 East First Street
PO Box 54026
Los Angeles CA 90054-0026

**PROOF OF PUBLICATION
(2015.5 C.C.P.)
STATE OF CALIFORNIA**


**SS.
COUNTY OF SAN BERNARDINO,**

I am a citizen of the United States and a resident of the State of California; I am over the age of eighteen years and not a party to or interested in the above entitled matter. I am the principal clerk of Big Bear Grizzly, a newspaper of general circulation, published in the City of Big Bear Lake, County of San Bernardino, and which newspaper has been adjudicated a newspaper of general circulation by the Superior Court of the County of San Bernardino, State of California, under date of September 14, 1960, Case Number 102161; that the notice, of which the annexed is a printed copy, has been published in each regular and entire issue of said newspaper and not in any supplement thereof on the following dates to-wit:

BBG: 08/29/2024

I certify (or declare) under penalty of perjury that the foregoing is true and correct.


Claire Grow, Big Bear Grizzly



How would you invest \$2.7 million in your community over the next five years? Join us for a community meeting and share your insights!

We need your help determining how best to spend federal funds to invest in San Bernardino County communities. Together, we can prioritize key areas such as affordable housing, sustainability, homeless shelters, infrastructure and job opportunities. Every five years, the County creates the "Consolidated Plan" document to identify community needs and priorities.



**SCAN THE QR CODE
FOR A SCHEDULE OF
COMMUNITY MEETINGS**



Community Development Block
Grant - San Bernardino Community
Development and Housing
(sbcounty.gov)

**CAN'T MAKE A
COMMUNITY MEETING?**

Scan the QR CODE to share your
perspectives by completing a survey.



Appendix B

AP-90 ESG WRITTEN STANDARDS

Office of Homeless Services

EMERGENCY SOLUTIONS GRANT (ESG) WRITTEN STANDARDS v.4

Street Outreach

Emergency Shelter

Rapid Re-Housing

Homelessness Prevention

Updated: November 2023

Table of Contents

Definitions	2
Emergency Solutions Grant Standards	5
Overview of Hearth Act	6
ESG and CoC Coordination/Collaboration	6
Housing First Model	6
Universal Assessment	6
Homeless Management Information System	6
Data Sharing Requirement.....	7
Agreements	7
Record Keeping.....	7
Expenditure Limits	7
Guiding Statutes, Regulations and Circulars	7
Financial Management	8
General Accounting System	8
Accounting Controls.....	8
Reimbursement Responsibilities	8
Matching Funds Requirements	9
Recognition of Matching Requirements	9
Eligible Types of Matching Contributions	10
Program Participant Records	10
Documentation of Homelessness	10
Qualifications of Homelessness	10
Monitoring and Site Visits.....	10
Participation of Homeless Persons in Policy-Making and Operations	11
Termination of Participation and Grievance Procedures.....	11
ESG Program Eligibility.....	12
Five ESG Components.....	12
Standards for Program Components	13
Street Outreach (24 CFR 576.101)	13
Emergency Shelter (24 CFR 576.102).....	13
Homeless Prevention (24 CFR 576.103).....	15
Rapid Re-Housing (24 CFR 576.104)	17

Standard Policies and Procedures for evaluating individuals and family’s eligibility for assistance under Emergency Solutions Grant (ESG)	17
Policies and Procedures for Coordination among Emergency Shelter providers, Essential Service providers, Homelessness Prevention and Rapid Re-housing assistance providers, other homeless assistance providers, and mainstream service and housing providers.	18
Policies and Procedures for determining and prioritizing which eligible families and individuals will receive Homelessness Prevention assistance and which eligible families and individuals that will receive Rapid Re-housing assistance.....	20
Standards for determining the share of rent and utilities costs that each program participant must pay, if any, while receiving Homelessness Prevention or Rapid Re-housing assistance.	20
Standards for determining how long a particular participant will be provided with rental assistance and whether the amount of that assistance will be adjusted over time.	22
Standards for determining the type, amount, and duration of housing stabilization and /or relocation services to provide a program participant, including the limits, if any, on homelessness prevention or rapid re-housing assistance that each program participant may receive, such as the maximum amount of assistance; maximum number of months the program participant receives assistance; or the maximum number of times the program participant may receive assistance.	23
APPENDIX A.....	26
ADJUSTMENTS TO ESG WRITTEN STANDARDS FOR CORONAVIRUS EMERGENCY SOLUTIONS GRANTS (ESG-CV)	26

Definitions

At risk of homelessness (24 CFR 576.2) means:

(1) An individual or family who:

(i) Has an annual income below 30 percent of median family income for the area, as determined by HUD;

(ii) Does not have sufficient resources or support networks, e.g., family, friends, faith-based or other social networks, immediately available to prevent them from moving to an emergency shelter or another place described in paragraph (1) of the “homeless” definition in this section; and

(iii) Meets one of the following conditions:

(A) Has moved because of economic reasons two or more times during the 60 days immediately preceding the application for homelessness prevention assistance;

(B) Is living in the home of another because of economic hardship;

(C) Has been notified in writing that their right to occupy their current housing or living situation will be terminated within 21 days after the date of application for assistance;

(D) Lives in a hotel or motel and the cost of the hotel or motel stay is not paid by charitable organizations or by Federal, State, or local government programs for low-income individuals;

(E) Lives in a single-room occupancy or efficiency apartment unit in which there reside more than two persons or lives in a larger housing unit in which there reside more than 1.5 persons reside per room, as defined by the U.S. Census Bureau;

(F) Is exiting a publicly funded institution, or system of care (such as a health-care facility, a mental health facility, foster care or other youth facility, or correction program or institution); or

(G) Otherwise lives in housing that has characteristics associated with instability and an increased risk of homelessness, as identified in the recipient's approved consolidated plan;

(2) A child or youth who does not qualify as “homeless” under this section, but qualifies as “homeless” under section 387(3) of the Runaway and Homeless Youth Act (42 U.S.C. 5732a(3)), section 637(11) of the Head Start Act (42 U.S.C. 9832(11)), section 41403(6) of the Violence Against Women Act of 1994 (42 U.S.C. 14043e-2(6)), section 330(h)(5)(A) of the Public Health Service Act (42 U.S.C. 254b(h)(5)(A)), section 3(m) of the Food and Nutrition Act of 2008 (7 U.S.C. 2012(m)), or section 17(b) (15) of the Child Nutrition Act of 1966 (42 U.S.C. 1786(b)(15)); or

(3) A child or youth who does not qualify as “homeless” under this section, but qualifies as “homeless” under section 725(2) of the McKinney-Vento Homeless Assistance Act (42 U.S.C. 11434a(2)), and the parent(s) or guardian(s) of that child or youth if living with her or him.

Certification means a written assertion, based on supporting evidence that must be kept available for inspection by HUD, by the Inspector General of HUD, and by the public. The certification shall be deemed to be accurate unless HUD determines otherwise, after inspecting the evidence and providing due notice and opportunity for comment.

Consolidated Plan means the plan prepared in accordance with 24 CFR Part 91, designed to help states and local jurisdictions to assess their affordable housing and community development needs and market conditions, and to make data-driven, place-based investment decisions.

Continuum of Care (CoC) means the San Bernardino County Continuum of Care. The CoC program is designed to promote community wide commitment to the goal of ending homelessness; provide funding for efforts by nonprofit providers, and State and local governments to quickly rehouse homeless individuals and families while minimizing the trauma and dislocation caused to homeless individuals, families, and communities by homelessness; promote access to and effect utilization of mainstream programs by homeless individuals and families; and optimize self-sufficiency among individuals and families experiencing homelessness.

Grantee means the legal entity to which HUD awards an ESG grant, and which is accountable for the use of the funds provided. In this case, the Office of Homeless Services is the Grantee.

Homeless means an individual or family which is considered homeless as determined under Section 103, 42 USC 11302 of the McKinney Vento Act, as amended by the HEARTH Act (24 CFR 576.2) under one of the following four categories:

- 1) Lacks a fixed, regular, and adequate nighttime residence which includes a subset for an individual who resided in an emergency shelter, or a place not meant for human habitation and who is exiting an institution where he or she temporarily resided for 90 days or less (i.e.: residing in places not meant for human habitation, such as cars, parks, sidewalks, and abandoned buildings, or on the street);
- 2) Individuals and families who will imminently lose their primary nighttime residence (within 14 days of the date of application for homeless assistance) (i.e.: court order to vacate, lack of resources to continue staying in a hotel or motel, or no longer allowed by owner or renter of housing to stay) and no subsequent residence had been identified, and the individual or family

- lacks the resources or support networks needed to obtain other permanent housing. This includes persons residing in an emergency shelter but not transitional housing;
- 3) Unaccompanied youth under 25 years of age and families with children and youth who are defined as homeless under the other federal statutes who do not otherwise qualify as homeless under these definitions but who:
- i. Are defined as homeless under section 387 of the Runaway and Homeless Youth Act ([42 U.S.C. 5732a](#)), section 637 of the Head Start Act ([42 U.S.C. 9832](#)), section 41403 of the Violence Against Women Act of 1994 ([42 U.S.C. 14043e-2](#)), section 330(h) of the Public Health Service Act ([42 U.S.C. 254b\(h\)](#)), section 3 of the Food and Nutrition Act of 2008 ([7 U.S.C. 2012](#)), section 17(b) of the Child Nutrition Act of 1966 ([42 U.S.C. 1786\(b\)](#)) or section 725 of the McKinney-Vento Homeless Assistance Act ([42 U.S.C. 11434a](#));
 - ii. Have not had a lease, ownership interest, or occupancy agreement in permanent housing at any time during the 60 days immediately preceding the date of application for homeless assistance;
 - iii. Have experienced persistent instability as measured by two moves or more during the 60-day period immediately preceding the date of applying for homeless assistance; and
 - iv. Can be expected to continue in such status for an extended period of time because of chronic disabilities, chronic physical health or mental health conditions, substance addiction, histories of domestic violence or childhood abuse (including neglect), the presence of a child or youth with a disability, or two or more barriers to employment, which include the lack of a high school degree or General Education Development (GED), illiteracy, low English proficiency, a history of incarceration or detention for criminal activity, and a history of unstable employment; or
- 4) Individuals and families who are fleeing, or are attempting to flee, domestic violence, dating violence, sexual assault, stalking, or other dangerous or life-threatening conditions that relate to violence against the individuals or a family member, including a child, that has either taken place within the individual's or family's primary nighttime residence or has made the individual or family afraid to return to their primary residence; has no other residence; and lacks the resources or support networks (e.g., family, friends, faith-based or other social networks) to obtain other permanent housing.

Homeless Definitions: Additional reference information located at the following link:

https://www.hudexchange.info/resources/documents/HEARTH_HomelessDefinition_FinalRule.pdf

Housing – ESG Programs may offer a household the opportunity to choose its neighborhood (including the school district) as well as its type of housing (such as a single-family home, apartment, duplex, garden- style unit, mobile home, etc.) within San Bernardino County however, the housing selected is subject to housing quality and occupancy requirements/standards as set forth in OHS's ESG Program Guidelines.

HMIS means Homeless Management Information System.

HUD means the U.S. Department of Housing and Urban Development.

Non-profit sub-grantee means any private non-profit organization to which a grantee provides funds to carry out the eligible activities under the grant and which is accountable to the grantee for the use of funds provided.

OHS means the Office of Homeless Services and/or its staff.

Private non-profit organization means an organization described in 26 United States Code (U.S.C.) 501(c) that is exempt from taxation under subtitle A of the Internal Revenue Code, has an accounting system and a voluntary board, and practices nondiscrimination in the provision of assistance.

Program participant means an individual or family with or without children that is provided ESG financial assistance or housing relocation and stabilization services through a rapid rehousing or prevention program. In this manual, the term “household” refers to individuals or families.

Sub-grantee or Sub-recipient means any private non-profit organization or unit of general local government to which a grantee provides funds to carry out the eligible activities under the grant and which is accountable to the grantee for the use of the funds provided.

Youth means a person less than 25 years of age.

Emergency Solutions Grant Standards

The Office of Homeless Services is responsible for coordinating and implementing a system-wide approach to meet the needs of the population and subpopulation experiencing homelessness within the County. Both the Emergency Solution Grant Rules and Regulations (ESG) and the Homeless Emergency Assistance and Rapid Transition to Housing (HEARTH) Continuum of Care Program Interim Rules state that the CoC, in consultation with recipients of ESG program funds within the geographic area,

- (1) Establish and consistently follow written standards for providing CoC assistance;
- (2) Establish performance targets appropriate for population and program type; and
- (3) Monitor recipient and Sub-recipient performance.

In accordance with Title 24 of the Code of Federal Regulations (24 CFR) Part 578, Office of Homeless Services has developed the following written standards. These standards will apply to all projects that receive OHS, ESG funding and are intended as basic minimum standards to which Sub-recipients can make additions and/or enforce more stringent standards applicable to their own projects. In addition, all projects must comply with the Notice of Funding Availability (NOFA) under which the project was originally awarded and the Homeless Emergency and Rapid Transition to Housing (HEARTH) Act. All programs that receive ESG funding are required to abide by these written standards.

Overview of Hearth Act

- The Homeless Emergency and Rapid Transition to Housing (HEARTH) Act on May 20, 2009, amends the McKinney-Vento Homeless Assistance Act
- Changes allow for increased flexibility in who may be served and what activities may be carried out
- The HEARTH Act consolidates three of the separate homeless assistance programs administered by HUD under the McKinney-Vento Homeless Assistance Act into a single grant program and creates the Emergency Solutions Grant Program and the Rural Housing Stability Program.
- The focus changed from Homeless Shelter to Homeless Prevention.

ESG and CoC Coordination/Collaboration

In collaboration with other ESG service providers, these written standards have been developed by ESG recipients, including San Bernardino County and Continuum of Care (CoC) Membership. This collaboration allows for input on the standards and implementation process developed by organizations that directly provide homeless and housing services, Rapid Re-housing (R/R), and Homelessness Prevention (HP). The ESG Written Standards have been approved by the CoC, the County, and OHS ESG recipients. These written standards will be reviewed and revised, at a minimum annually or as needed, to continue to build upon and refine this document.

Housing First Model

Irrespective of the program type, HUD encourages ESG Recipients and the COC to implement a housing first approach when providing housing assistance. The housing first approach prioritizes rapid placement, stabilization in permanent housing, and does not have service participation requirements or preconditions (such as sobriety or a minimum income threshold).

Transitional housing and supportive service only projects may also be considered when using the housing first approach if they operate with low-barriers, work to quickly move people into permanent housing, do not require participation in supportive services, and for transitional housing projects do not require any preconditions for moving into transitional housing.

Universal Assessment

All individuals will be assessed using a comprehensive, universal assessment tool called the Vulnerability Index Service Prioritization Decision Assistance Tool (VI-SPDAT). This tool guarantees that individuals' levels of need and eligibility determinations are made in an informed and objective manner.

Homeless Management Information System

All Sub-recipients are required to participate in the Homeless Management Information System (HMIS) per the ESG and CoC Interim Rule (24 CFR 576 and 578). HMIS provides an opportunity to document homelessness and helps to ensure coordination between service providers while avoiding duplication of services and client data.

Data Sharing Requirement

Data sharing is a multi-directional sharing relationship between multiple organizations. In order to systematically share data, the participating agencies must jointly establish a data sharing network formalized by the execution of guidelines, with the understanding they agree to the guidelines made by the HMIS Committee.

Agreements

OHS will enter into one- or two-year agreements with each Sub-recipient of ESG funding. In general, these agreements define:

- Key program components or activities (including benchmarks for success);
- The level of ESG funding;
- The anticipated source and amount of matching funds (24CFR 576.201) contributed by the agency/organization; and
- Documentation or reporting requirements. Receipt of Agreement and Terms

Record Keeping

Sub-recipients must establish and maintain standard operating procedures for ensuring that the ESG program funds are used in accordance with the requirements of the ESG program. All records (or copies of records) containing information related to ESG program funds and activities must be retained and kept accessible for five years after year funding was received. Records must include evidence of eligibility for each participant, income documentation, service records, Housing Quality Standards (HQS) inspections, rent reasonableness for each assisted unit, documentation of required matching funds, documentation of expenditures and evidence that required policies are in place.

Written procedures must be in place to ensure the security and confidentiality of all records pertaining containing personally identifying information of any individual or family who applies for and/or receives Emergency Solutions assistance.

Guiding Statutes, Regulations and Circulars

Financial management of federal grant programs, including ESG is governed by a set of requirements that are contained in the following:

- Provisions in law, as set out in statutes;
- Regulations, which interpret and amplify the statute and are set out in the Code of

Federal Regulations (CFR);

- Office of Management and Budget (OMB) Circulars, which in some cases have been reissued as part of the CFR.

Financial Management

Grantees and recipient in the ESG program must ensure compliance with regulations and requirements pertaining to the following key areas of financial management outlined in Financial Management Systems (24CFR 85.20 and 24CFR 84.20-28) for the following areas:

- Usage of funds
- Internal controls
- Cash management
- Procurement Property
- Audits
- Required funding match
- Budget controls
- Accounting controls
- Asset controls

General Accounting System

The purpose of 2 CFR Part 200 is to streamline the Federal Government's guidance on administrative requirements to more effectively focus Federal resources on improving performance and outcomes, while ensuring the financial integrity of the Federal programs in partnership with non-federal stakeholders (e.g., grantees and Sub-recipients). OMB Circular 2 CFR 200 supersedes, consolidates, and streamlines requirements from eight (8) OMB Circulars: A-21, A-87, A-89, A-102, A-110, A-122, A-133, and A-50. Sub-recipients are required to maintain a general accounting system. Accepted general accounting system includes:

- Cost Principals for State and Local Governments 2CFR Part 200
- Cost Principals for Non – Profit Organization 2 CFR Part 200
- Independent Single Audits - Recipients of individual or multiple Federal Awards that expend more than \$750,000 of federal funds with a one-year period
- Records to be maintained for a minimum of three (3) years

Accounting Controls

Having accurate and comprehensive documentation of revenue and expenses is a regulatory requirement, and it is also a necessary part of a sub-grantee's organizational responsibilities. Accounting controls consist of procedures that enable Sub-recipients of ESG funds to maintain accounting records that sufficiently identify the source and application of funds that flow through the sub-grantee's organization and, thereby, meet applicable standards. Most important of all, accounting records must be supported by source documentation.

Reimbursement Responsibilities

Sub-recipients will be responsible to submit on a monthly basis a reimbursement request for qualified expenditures. The following must be included in the request as follows:

- Request cover page and summary page;
- Cancelled check or Bank statement;

- Invoice or Bill;
- Late Charges are not eligible;
- HMIS reporting.

The disbursement of ESG funds to the Sub-recipient shall be on a reimbursement basis only. There shall not be any advance or prepayment of funds.

Final reimbursement request must be submitted no later than the date specified on the ESG agreement.

Matching Funds Requirements

The Sub-recipient must make matching contributions to supplement the Sub-recipient's ESG program in an amount that equals 100% of the amount of ESG funds provided by the Grantee. In other words, for every dollar provided through the ESG program, the Sub-recipient must contribute a dollar from another source to eligible ESG activities within the same funded programs.

Matching contributions may be obtained from any source, including any Federal source other than the ESG program, as well as state, local, and private sources. Additional requirements apply to matching contributions from a federal source of funds such that the Sub-recipient must ensure the laws governing any funds to be used as matching contributions do not prohibit those funds from being used to match Emergency Solutions Grant funds. If ESG funds are used to satisfy the matching requirements of another federal program, then funding from that program may not be used to satisfy the matching requirements under this section.

Matching funds must be provided after the date of that HUD signs the grant agreement.

Recognition of Matching Requirements

In order to meet the matching requirement, the matching contributions must meet all requirements that apply to the ESG funds provided by HUD.

- The matching contributions must be provided after the date that HUD signs the associated grant Agreement;
- For cash match, "provided" means when the funds are expended (or when the allowable cost is incurred);
- For in-kind match, it is the date the service (or another in-kind match source) is actually provided to the program or project;
- To count toward the required match for the Sub-recipient's fiscal year grant, cash contributions must be expended for eligible activity costs within 24 months after the date HUD signs the grant agreement with the recipient;
- Contributions used to match a previous ESG grant may not be used to match a subsequent ESG grant;
- Contributions that have been or will be counted as satisfying a matching requirement of another federal grant or award may not count as satisfying the matching requirement of this section.
- The program participants served with matching funds must be entered into HMIS and reported on the CAPER.

Eligible Types of Matching Contributions

The matching requirement may be met by one or both of the following:

- **Cash contributions** – Cash expended for allowable costs of the Sub-recipient, as defined in the Omni-Circular (2 CFR §200).
- **Noncash contributions** – The value of any real property, equipment, goods, or services contributed to the recipient's or Sub-recipient's ESG program, provided that if the recipient or Sub-recipient had to pay for them with grant funds, the costs would have been allowable. Noncash contributions may also include the purchase value of any donated building.

Program Participant Records

In addition to the eligibility documentation required above, program participant records must include:

- documentation of the services and assistance provided to that program participant, including, as applicable, the security deposit, rental assistance, and utility payments made on behalf of the program participant;
- compliance with the applicable requirements for providing services and assistance to that program participant under the program components and eligible activities provisions where applicable, compliance with the termination of assistance requirement.

Documentation of Homelessness

ESG Sub-recipients are required to maintain adequate documentation of homelessness status to determine eligibility of persons served by the ESG program. A copy of this documentation must be maintained by the Sub-recipient in the client's or participant's file. Documentation includes 3-day notice to pay or quit, public agency written verification of homelessness, or self-certification of homelessness are examples of required proof to require and maintain in client file.

Qualifications of Homelessness

A person is considered homeless only when he/she resides in one of the following places:

- In places not meant for human habitation such as a car, park, sidewalk, an abandon building, or on the street;
- In an emergency shelter;
- In transitional or supportive housing for homeless persons who originally came from the streets or emergency shelter; or
- In any of the above but is spending a short time (up to 30 consecutive days) in a hospital or other institution.

Monitoring and Site Visits

Monitoring can take a number of forms and can include review of progress reports, telephone

consultation, and performance of on-site assessments. The three basic goals for oversight and monitoring of the progress and performance of ESG grantees/recipients include:

- Ensure that ESG funds are used effectively to assist homeless individuals and families and that the basic ESG program goals are met;
- Ensure compliance with ESG regulations and program requirements in the usage of funds and in carrying out program activities; and
- Enhance and develop the management capacity of grantees or recipients.

Participation of Homeless Persons in Policy-Making and Operations

ESG regulation (24 CFR 576.405) require that recipients of Emergency Solutions Grant funds must provide for the participation of not less than one homeless or formerly homeless persons in a policy-making function within the Sub-recipient's organization. If the recipient is unable to meet this requirement it must instead develop and implement a plan to consult with homeless or formerly homeless persons in a policy-making function regarding any facilities, services, or other assistance that received funding under ESG. All Sub-recipients of ESG funds are required to involve or encourage involvement of participants in the operation of an ESG-funded program or facility. ESG Sub-recipients will be required to provide documentation during the OHS monitoring visits of their efforts to seek the participation of the homeless or formerly homeless.

Termination of Participation and Grievance Procedures

OHS and Sub-recipients may terminate assistance provided through ESG-funded activities to participants that violate program requirements. Written procedures must describe the specific program requirements and the termination grievance or appeal process; this should include the procedures for a participant to request a hearing regarding the termination of their assistance. The federal regulation at 24 CFR 576.402 describes the termination provision:

Termination of Assistance 24 CFR 576.402: Grantees and recipients may, in accordance with 42 U.S.C. 11375 (e), terminate assistance provided under this part to an individual or family who violates program requirements.

- (a) **In general.** If a program participant violates program requirements, the recipient or Sub-recipient may terminate the assistance in accordance with a formal process established by the recipient or Sub-recipient that recognizes the rights of individuals affected. The recipient or Sub-recipient must exercise judgment and examine all extenuating circumstances in determining when violations warrant termination so that a program participant's assistance is terminated only in the most severe cases.
- (b) **Program, participants receiving rental assistance or housing relocation and stabilization services.** To terminate rental assistance or housing relocation and stabilization services to a program participant, the required formal process, at a minimum, must consist of:
 - (1) Written notice to the program participant containing a clear statement of the reasons for termination;
 - (2) A review of the decision, in which the program participant is given the opportunity to present written or oral objections before a person other than the person (or a subordinate of that person) who made or approved the termination decision; and

(3) Prompt written notice of the final decision to the program participant.

- (c) **Ability to provide further assistance.** Termination under this section does not bar the recipient or Sub-recipient from providing further assistance at a later date to the same family or individual.

ESG Program Eligibility

Eligibility for assistance under the ESG program depends on the housing or homeless status of the participant. All participants in ESG-funded programs must meet the applicable definition of homelessness or at-risk. The specific status needed to be eligible for assistance varies depending on the program component under which a program is operated. Homeless status can be classified as one of four categories under the applicable HUD definition: “literally homeless,” “imminent risk of homeless,” “Unaccompanied youth and families with children who are defined as homeless under other federal statutes” or “fleeing/attempting to flee domestic violence.” as defined within the definitions section of this document.

Homelessness prevention programs may serve those at *Imminent risk of homelessness* or *Fleeing/attempting to flee domestic violence* (with incomes below 30% of the area median income (AMI)) and are also allowed to serve households that meet the definition of “at-risk of homelessness” as defined within the definitions section of this document.

ESG-funded programs must document that the household would experience homelessness but for the ESG assistance (i.e., a household would require emergency shelter or would otherwise become literally homeless in the absence of ESG assistance).

Five ESG Components

The chart below reflects eligible clients and which of the five ESG funding components each group of clients is eligible for:

Component	Those Who Are Homeless	Those Who Are At Risk of Homelessness
1. Street Outreach	X	
2. Emergency Shelter	X	
3. Rapid Re-Housing	X	
4. Homeless Prevention		X
5. Homeless Management Information System (HMIS)	X	X

Standards for Program Components

Street Outreach (24 CFR 576.101)

Eligible Participants: Unsheltered individuals and families, meaning those who qualify under paragraph (1)(i) of the definition of "homeless."

Eligible Activities: Essential services to eligible participants provided on the street or in parks, abandoned buildings, bus stations, campgrounds, and in other such settings where unsheltered persons are staying. Staff salaries related to carrying out street outreach activities is also eligible.

Eligible Costs:

- Engagement
Activities to locate, identify, and build relationships with unsheltered homeless people for the purpose of providing immediate support, intervention, and connections with homeless assistance programs and/or mainstream social services and housing programs.
- Case Management
Assessing housing needs and arranging/coordinating/monitoring the delivery of individualized services.
- Emergency Health Services
Outpatient treatment for urgent medical conditions provided by licensed' medical, professionals in community-based settings (e.g., streets, parks, and campgrounds) to eligible participants unwilling or unable to access emergency shelter or health care facility.
- Emergency Mental Health Services
Outpatient treatment for urgent mental health conditions by licensed professionals in community-based settings (e.g., streets, parks, and campgrounds)
- Transportation
Travel by outreach workers, social workers, medical professionals, or other service providers during the provision of eligible street outreach services.
- Services to Special Populations
Address the special needs of homeless youth, victims of domestic violence and related crimes/threats, and/or people living with HIV/AIDS who are literally homeless.

Emergency Shelter (24 CFR 576.102)

Eligible Participants: Eligible Participants are individuals and families who are homeless. ESG funds may be used to provide essential services to persons in emergency shelters, major renovation of an emergency shelter, or conversion of a building into an emergency shelter, and shelter operating costs. Staff costs related to carrying out emergency shelter activities is also eligible.

Eligible Activities: Essential services apply to persons in emergency shelters, renovating buildings to be used as emergency shelters, and operating emergency shelters. Staff costs related to carrying out emergency shelter activities is also eligible.

Eligible Costs:

- Essential Services
- Renovation
- Shelter Operations

A. Essential Services

Eligible costs to provide essential services to individuals and families who are in an emergency shelter are as follows:

- Case Management
- Life Skills
- Child Care
- Education Services
- Employment Assistance and Job Training
- Outpatient Health Services
- Legal Services
- Mental Health Services
- Substance Abuse Treatment Services Transportation
- Services for Special Populations

B. Renovation

Eligible costs include labor, materials, tools, and other costs for renovations. The emergency shelter must be owned by a government entity or private non-profit organization. When ESG funds are used for renovations, other than major rehabilitation or conversion, the minimum period of use to be maintained as a shelter for homeless individuals and families is 3 years. If the rehabilitation costs of an emergency shelter exceed 75 percent of the value of the building before rehabilitation (major rehabilitation) or if the costs to convert a building into an emergency shelter exceeds 75 percent of the value of the building after the conversion, then the minimum period of use is 10 years, including soft costs, or conversion of a building to be used as an emergency shelter. The maximum funding allowed is **\$5,000**.

C. Shelter Operations

Eligible costs are the costs of maintenance necessary for the operation of an emergency shelter. In the case when no appropriate emergency shelter is available for a homeless family or individual, a hotel or motel voucher will also be considered eligible. Additional eligible shelter operation costs include the following:

- Maintenance (including minor or routine repairs)
- Food

- Insurance
- Rent
- Furnishings
- Security
- Supplies necessary for the operation of the emergency shelter
- Fuel
- Utilities
- Equipment

Note: Emergency Shelter agencies must include in their policies and procedures the process of admission, diversion, referral, and discharge including standards regarding length of stay and safeguards to meet the safety and shelter needs of special populations and individuals, and families who have the highest barriers to housing and are likely to be homeless the longest.

Homeless Prevention (24 CFR 576.103)

The purpose of Homelessness Prevention is to prevent persons from becoming homeless in a shelter or an unsheltered situation. Funding may also be used to help such persons regain stability in their current housing or other permanent housing. Eligibility for services applies to individuals and families who are at imminent risk, or at risk, of homelessness, meaning those who qualify under paragraph (2) and (3) of the homeless definition (or those who qualify as “at risk of homelessness” found in 24 Part 576.2. Individuals and families must have an income at, or below, 30% of Area Median Income (AMI).

Eligible activities include the following:

- Housing Relocation and Stabilization Services
- Short- and Medium-Term Rental Assistance

Housing Relocation and Stabilization Services

The following guidelines apply to both Rapid Re-Housing and Homelessness Prevention:

FINANCIAL ASSISTANCE	SERVICES
Moving Cost	Housing Search & Placement
Rent Application Fees	Housing Stability Case Management
Last Month’s Rent	Mediation
Utility Payments – Up to 24 months payments/ including up to 6 months arrears per service	Credit Repair
Security Deposit – Equal to no more than 2 months’ rent	Legal Services
Standard Utility Deposit	

Short- and Medium-Term Rental Assistance: Rapid Re-Housing/Homelessness Prevention

Types of Rental Assistance	Length of Assistance
1. Short Term Rental Assistance	up to 3 Months
2. Medium Term Rental Assistance	4 to 24 Months
3. Payment of Rental Arrears (One-time payment up to 6 months arrears months, including late fees.)	

Lease Requirements 24.CFR 576.107(5)

In compliance with HUD requirements, OHS clarifies that to be permanent housing, the program participant must be the tenant on a lease for a term of at least one year that is renewable and is terminable only for cause. The lease must be renewable for terms that are a minimum of one month long. HUD has determined that requiring a lease for a term of at least one year that is renewable and terminable only for cause can assist program participants in obtaining stability in housing, even when the rental assistance is temporary.

Rent paid on behalf of program participant must be reasonable based on HUD standards as established under 24 CFR 982.507.

Payment Requirement

Homeless prevention assistance payments must be made directly to the landlord, utility, or provider of services for the program participant.

Performance Standards

The recipient must describe the performance standards for evaluating ESG activities which must be developed in consultation with the Continuum of Care.

Based on standards and goals of the local Continuum of Care, OHS is proposing the following performance standards for the Emergency Solutions Grant:

Performance Measures for Homelessness Prevention

- a. A reduction in the number of homeless individuals and families seeking emergency shelter services.
- b. Expected Outcome: At least 35% of participants assisted will remain in permanent housing six (6) months after the last assistance was provided under ESG.

Performance Measures for Homeless Rapid Re-Housing

- a. A reduction in the reoccurrence of homelessness for individuals and families who exit the shelter system.
- b. Expected Outcome: At least 35% of participants assisted will remain in permanent housing six (6) months after the last assistance provided under ESG.

Rapid Re-Housing (24 CFR 576.104)

The purpose of Rapid Re-housing is to serve participants who meet the criteria under paragraph (1) of the “homeless” definition in 24 CFR Part 576.2 or who meet the criteria under paragraph (4) of the “homeless” definition and live in an emergency shelter or other place described in paragraph (1) of the “homeless” definition.

Eligible participants are individuals and families literally homeless currently living in an emergency shelter or place not meant for human habitation.

Eligible activities include:

- Housing Relocation and Stabilization Services
- Short- and Medium-Term Rental Assistance

Standard Policies and Procedures for evaluating individuals and family’s eligibility for assistance under Emergency Solutions Grant (ESG)

Building on Established Homeless Prevention and Rapid-Rehousing Program (HPRP) Policies and Procedures

The policies and procedures were originally established based on the provisions of HPRP assistance. The policies and procedures are now modified based on the checklist of required elements applicable only set forth in 24 CFR 576.400 (e)(1) and (e)(3) (91.220 (4)(vi)) and in collaboration with CoC standards will be adopted. These policies will be employed initially for the provision of ESG assistance but will be refined as the new ESG program is implemented.

Centralized Pre-Screening and Assessment Available at Multiple Locations

Participating agencies are responsible for engaging chronically homeless individuals and families through the use of Housing Navigators and a standardized vulnerability assessment and intake process that provides referrals to a centralized housing system that places priority on those who are at highest risk with the most appropriate intervention **rather than** a “first come, first served” approach.

Individuals and families applying for ESG assistance must complete an eligibility pre-screening form. Pre-screening may be completed via phone, online, or at established locations, including emergency shelter locations. Individuals and families who meet established pre-screening requirements will be scheduled an appointment with a case manager for assessment and eligibility documentation.

Basic Eligibility Requirements

- **Initial Consultation & Eligibility Determination:** The applicant(s) must receive at least an initial consultation and eligibility assessment with a case manager or other authorized representative

who can determine eligibility and appropriate type of assistance.

ESG clients must meet one of the following definitions of homelessness:

1. Literally homeless
 2. At imminent risk of homelessness
 3. Homeless under Federal Statutes
 4. Fleeing/attempting to flee domestic violence
- **Income:** The household's total annual income must be below 30 percent of Area Median family Income for the area (AMI).
 - **Housing Status:** Case files must document the current housing status of the household at application. Housing status will be verified through third party verification whenever possible. Self-certification of housing status will be considered on a case-by-case basis.
 - **San Bernardino County Residency:** All households receiving Homelessness Prevention or Rapid Re-housing assistance under ESG must be residents of San Bernardino County at time of application.
 - **Unidentifiable financial resources and/or support networks:** In order to receive ESG rental financial assistance, applicants must also demonstrate the following:
 1. No appropriate subsequent housing options have been identified;
 2. The household lacks the financial resources to obtain immediate housing or remain in its existing housing; and
 3. The household lacks support networks needed to obtain immediate housing or remain in its existing housing.

Policies and Procedures for Coordination among Emergency Shelter providers, Essential Service providers, Homelessness Prevention and Rapid Re-housing assistance providers, other homeless assistance providers, and mainstream service and housing providers.

The ESG program requires coordination among participating agencies. All ESG Sub-recipients in San Bernardino County are experienced homeless providers with a demonstrated track record in fiscal management and the provision of housing and supportive services targeted to homeless households. Additionally, the project administration agreement with ESG Sub-recipients will require coordination among agencies receiving ESG funds to administer Emergency Shelter, Essential Services, Homelessness Prevention, Rapid Re-housing services, and related assistance, and access to mainstream services and housing providers for clients. Coordination of effort among Sub-recipients will also help prevent duplication of benefits to the same person or household.

Participation in the Continuum of Care

ESG funded agencies have easy access to membership in the Continuum of Care. The Continuum of Care has organizations including homeless service providers, veteran service representatives, churches, and government organizations. The Continuum of Care meets on a regular basis and shares information about services among participating agencies.

Required Client Information and Referrals

To further facilitate collaboration and information sharing, ESG funded agencies will be required to provide the following information and referrals to ESG program participants:

- 2-1-1 hotline for social services
- Social security benefits
- Cal-Works and other income security programs provided by the Transitional Assistance Department (TAD)

- Cal-Fresh (formerly known as Food Stamps) assistance
- Low Income Energy Assistance Programs
- Affordable housing information
- Employment assistance and job training programs
- Health care and mental health services
- Services for victims of domestic violence
- Veteran services
- Specialized services such as legal services, credit counseling.

Policies and Procedures for determining and prioritizing which eligible families and individuals will receive Homelessness Prevention assistance and which eligible families and individuals that will receive Rapid Re-housing assistance.

Once it is determined that the household meets the basic eligibility guidelines noted above the household will be assessed for the appropriate form(s), level, and duration of financial assistance. The results of this assessment will be formalized in a Housing/Financial Assistance Plan that is signed by both the applicant and the case manager.

Homeless Prevention Assistance

Homeless Prevention assistance will be targeted to households who are “at risk” of losing their present housing and becoming homeless as defined in HUD regulations 24 CFR 576.2. While there are many people who are housed and have a great need for rental assistance, not everyone will become homeless without assistance. A risk assessment will be used to assess the household's level of crisis and prioritize those who are at greatest risk of becoming homeless. The Field Assessment Tool will include vulnerability criteria including but not limited to; income, housing history, food security, childcare, health care, life skills, and other special needs. Due to the limited amount of funding, assistance will be provided on a first come, first served basis, if the applicant meets the eligibility and risk assessment criteria, if the applicant(s) meet(s) eligibility and risk assessment criteria. *

Rapid Re-Housing Assistance

Homeless Rapid Re-housing assistance is intended for individuals or families who meet the homeless definition described in HUD regulations 24 CFR 576.2. While there are many homeless individuals and families in San Bernardino County at any given night, the Rapid Re-housing assistance will be prioritized for households who are residing in emergency shelters and on the streets. Due to the limited amount of funding, assistance will be provided on a first come, first served basis, if the applicant meets the eligibility and risk assessment criteria. Providers should link participants with community resources that will help them achieve long-term stability and well-being.

Standards for determining the share of rent and utilities costs that each program participant must pay, if any, while receiving Homelessness Prevention or Rapid Re-housing assistance.

Limitations on Assistance - Homeless Prevention

OHS's ESG rental assistance is intended to stabilize individuals and families who have recently endured difficult financial circumstances that have led them into homelessness or who are at imminent risk of becoming homeless. For Homeless Prevention assistance, the rental assistance consists of short-term rental assistance (3 months); extended under certain circumstances to medium term rental assistance (for an additional 3 months). The total maximum length of assistance is 12 months over a 3-year period. Client must be reassessed after every 90 days and case management on a monthly basis is **required**.

Not every individual or family in need of rental assistance is a candidate for ESG Homelessness Prevention or Rapid Re-housing assistance. ESG rental assistance is not a substitute for Section 8 rental

assistance or a permanent rental subsidy, but rather a tool to help stabilize families or individuals who are at imminent risk of becoming homeless and lack any other resources to help them stabilize their housing situation. Rental assistance cannot be provided to a program participant who is already receiving rental assistance or living in a housing unit receiving rental assistance or operating assistance through other federal, State, or local sources (24 CFR 576.106).

Generally, an individual or household should pay approximately 30% of their income towards rent. This requirement may be waived on a case-by-case basis for extreme circumstances. The ESG assistance will consist of the remaining portion of the rent (excluding the clients' contribution towards the rent).

Clients are required to be reassessed at regular monthly intervals to monitor progress and levels of self-sufficiency. If a client requires assistance beyond the three-month mark, the ESG rental subsidy will be reduced, and the client will be required to pay a larger portion of the rent. Homelessness Prevention assistance will be based on number in household, fair market rent rate, and income to determine for a maximum one year over a 3-year period.

Limitations on Assistance - Rapid Re-Housing

Under Rapid Re-housing assistance, a client's share of rent should be based on the client's ability to pay during their path to housing stabilization. This requirement may be waived on a case-by-case basis for extreme circumstances. Clients receiving Rapid Re-housing assistance must be re-assessed, at a minimum every 90 days, and reviewed during monthly case management. The maximum length of Rapid Re-housing assistance will be one (1) year* during any 3- year period. The assistance should not exceed the Fair Market Rent amount based on client household, except for the first month of assistance if the client requires assistance to pay housing expenses such as rent deposits or utility deposits. Security deposit should not exceed two times the rent.

AP 90 ESG Written Standards

Standards for determining the share of rent and utilities costs that each program participant must pay, if any, will be based on the following guidelines:

- 100% of the cost of rent in rental assistance may be provided to program participants. However, to maximize the number of households that can be served with Rapid Re-housing resources, it is expected that the level of need will be based on the goal of providing only what is necessary for each household to be stably housed for the long term;
- Rental assistance cannot be provided for a unit unless the rent for that unit is at or below the Fair Market Rent limit, established by HUD;
- The rent charged for a unit must be reasonable in relation to rents currently being charged for comparable units in the private unassisted market and must not be in excess of rents currently being charged by the owner for comparable unassisted units.

Limitations on Assistance - All Clients

Due to the limited amount of funds available, the ESG assistance will not exceed Fair Market Rent (FMR) per client per month in combined ESG assistance, including rent and utility payments. Generally, clients should be responsible for paying their own utility costs while receiving

ESG rental assistance, unless they are experiencing acute financial hardship, or are at risk of losing their housing due to utility shut off. Clients seeking help with utilities only may be eligible for ESG assistance if it can be documented that they will lose their housing and become literally homeless if utility assistance is not provided; however, the household must meet other ESG eligibility requirements.

Duplication of Benefits: Rental assistance cannot be provided to a program participant who is already receiving rental assistance or living in a housing unit receiving rental assistance or operating assistance through other federal, State, or local sources (CFR 576.106).

Standards for determining how long a particular participant will be provided with rental assistance and whether the amount of that assistance will be adjusted over time.

ESG assistance consists of short term (up to 3 months) or medium term (more than 3 months but not more than 24 months) rental assistance to allow individuals or families who have recently encountered a financial crisis that has led them into homelessness or at imminent risk of homelessness, to gain housing stabilization. Since the program consists of temporary assistance aiming at rapid stabilization of households, clients are required to contribute a portion of their income towards rent. Clients with no potential to earn income may not be suitable candidates for this type of assistance unless other subsidies can be accessed after the ESG assistance expires. The Sub-recipient case manager should comply with and document the housing stability case management requirements of HUD regulation 24 CFR 576.401(e).

Clients assisted under ESG Homelessness Prevention assistance are eligible to receive the rental assistance for up to 3 months if they meet income eligibility of less than 30% of the area median family income (AMI) during the 3-month period and comply with the case management requirements of the program. At the end of the third month, clients must be re-assessed to determine if the client's rental assistance needs to be extended for an additional 3-month period. If the ESG rental assistance is extended for an additional three (3) months, the ESG assistance will be reduced and/or adjusted over the remaining time.

Clients assisted under ESG Rapid Re-housing Assistance are eligible to receive rental and utility assistance for up to one-year if they meet income eligibility during the one-year period. Rapid Re-housing clients **must** receive monthly case management, be evaluated at regular intervals, and be re-assessed every 90-days during the ESG assistance period. The ESG rental assistance should be reduced gradually, and the client's portion of rent increased during the months of assistance.

Standards for determining the type, amount, and duration of housing stabilization and /or relocation services to provide a program participant, including the limits, if any, on homelessness prevention or rapid re-housing assistance that each program participant may receive, such as the maximum amount of assistance; maximum number of months the program participant receives assistance; or the maximum number of times the program participant may receive assistance.

Reasonableness Determination

OHS will set the maximum amount of assistance to be provided to Homelessness Prevention and Rapid Re-housing clients on an annual basis. OHS will also determine if the total benefit amount to be awarded to any one client is both reasonable and necessary.

Reporting - Centralized/Coordinated Assessment System

- The HEARTH Act makes HMIS participation a statutory requirement for ESG recipients and sub-recipients. OHS and the Sub-recipients work with the Continuum of Care to ensure the screening, assessment, and referral of program participants are consistent with the written standards.
- The recipient will ensure that data on all persons served, and all activities assisted under ESG are entered into a community-wide HMIS in the area in which those persons and activities are located.
- Victim service providers cannot, and Legal Services Organizations may choose to not participate in HMIS. Providers that do not participate in HMIS must use a comparable database that produces unduplicated, aggregate reports instead.

Eligible HMIS costs generally include, but is not limited to the following:

- Hardware Equipment and Software Costs
- Staffing: Paying salaries for operating HMIS
- Training and Overhead - Technical support, leasing space, and utilities for space used by HMIS staff.

Comparable Database for Victim Services

If the Sub-recipient is a victim services or a legal services provider that use a comparable database, it may use ESG funds to establish and operate a comparable database that collects client-level data over time and generates unduplicated aggregate reports based on the data. Information entered into a comparable database must not be entered directly into or provided to an HMIS.

Case Management (24 CFR 576.401 (e))

OHS has defined case management as a “collaborative” process that assesses, plans, implements, coordinates, monitors, and evaluates the options and services required to meet the client’s health and human service needs. It is characterized by advocacy, communication, and resource management and promotes quality and cost-effective interventions and outcomes. Case management focuses on housing stability and placement, with an emphasis on the arrangement, coordination, monitoring, and delivery of services related to housing needs and improving housing stability.

A meeting with a case manager is required in order to receive Rapid Re-housing assistance, although it is not necessarily the first step. Some communities might have a screening, intake, assessment, or other eligibility determination process that precedes the assignment to a case manager while other communities may have case managers performing the eligibility task.

Regardless of the arrangement, the meeting with the case manager should be regarded not only as a program requirement, but also as an early opportunity to help a household improve its housing stability during and beyond the period of Rapid Re-housing assistance.

Transitional Housing and Rapid Re-housing

While transitional housing is technically eligible, HUD cautions recipients against using ESG Rapid Re-housing funds as a way of regularly exiting a person from transitional housing to permanent housing. It is recommended that Rapid Re-housing be used as a model for helping people move from the streets or shelter to permanent housing, not for people exiting transitional housing. Additionally, transitional housing providers should have programs designed to successfully exit people and should not use Rapid Re-housing, another form of temporary assistance, as a regular part of their program design. HUD recommends this be done on a case-by-case basis, so that it is not common practice, but is provided only when necessary to prevent the program participant from going back to the streets or emergency shelter.

Please also note that program participants would need to be assessed for and determined to be eligible for ESG Rapid Re-housing assistance, in accordance with the ESG eligibility and documentation requirements. (Homeless definition in 24 CFR 576.2) This includes a requirement that the assistance be necessary to help the program participant move as quickly as possible into permanent housing and achieve stability in housing. Note that such a household would have to be exited from the transitional housing program in HMIS and entered into the ESG program in HMIS.

Consultation Process

OHS and the ESG recipients, continuously consult with the Continuum of Care to discuss the ESG allocation in ways that:

- Coordinate across regional entitlement jurisdictions by developing and utilizing standardized eligibility and assessment tools;
- Support federal and local goals for priority populations;
- Allow for variations in the program design that responds to the needs and resources of the jurisdiction; and
- Comply with eligibility and verification requirements (HMIS, housing status, homeless definitions, etc.)

The ESG program requires coordination among participating agencies. All ESG Sub-recipients in San Bernardino County are experienced homeless providers with a demonstrated track record in fiscal management and the provision of housing and supportive services targeted to homeless households. ESG funded agencies have easy access to membership in the Continuum of Care (CoC) and are encouraged to participate in the CoC. The CoC has over 100 member organizations including homeless service providers, veteran service representatives, churches, and government organizations. The

Continuum of Care meets on a regular basis and shares information about services among participating agencies.

OHS also consulted with the Continuum of Care on the Ten-Year Plan to End Homelessness to ensure the alignment of proposed ESG activities as they relate to the goals and strategies outlined in the plan. This joint effort has worked successfully in the past and OHS will continue to work closely with the Transitional Assistance Department (TAD), the "umbrella" anti-poverty agency for San Bernardino County, in servicing the needs of homeless.

HUD ESG Link

For complete, detailed information on authorizing laws, regulations, and Federal Register Notices for the Emergency Solutions Grants (ESG) Program, reference the link below:

<https://www.hudexchange.info/esg/esg-law-regulations-and-notices/>

APPENDIX A

ADJUSTMENTS TO ESG WRITTEN STANDARDS FOR CORONAVIRUS EMERGENCY SOLUTIONS GRANTS (ESG-CV)

President Trump signed the CARES Act (“the Act”) on March 27, 2020, to help the nation respond to the coronavirus (COVID-19) outbreak. The CARES Act made available an additional \$4 billion in ESG-CV- funds to supplement the Fiscal Year (FY) 2020 ESG-CV funding provided under the Further Consolidated Appropriations Act, 2020 (Public Law 116-94). Of this amount, the Department immediately allocated \$1 billion for ESG-CV- grants based on the FY 2020 ESG-CV formula. The funds may be used to cover or reimburse allowable costs incurred by OHS and Sub-recipients before the award of funding (including prior to the signing of the CARES Act) to prevent, prepare for, and respond to COVID-19.

The San Bernardino County was award a ESG-CV funds and will administer ESG-CV programs to prevent, prepare for, and respond to the coronavirus pandemic among individuals and families who are homeless or receiving homeless assistance; and to support additional homeless assistance and homelessness prevention activities to mitigate the impacts of COVID-19. While still providing support for emergency shelters and services to the homeless, the new ESG-CV grant focuses on preventing initial and recurrent homelessness, shortening the duration of homelessness, assisting in the transition from homelessness to independent living, and providing outreach, needs assessment and other services for the homeless.

The purpose of this addendum is to provide guidance to Sub-recipients of the ESG-CV grant on additional requirements, waivers, and eligible activities, and in conjunction with the OHS ESG Written Standards v3, each grant application, grant agreement, budget and/or all relevant federal and state statutes and regulations will apply to the ESG-CV programs.

The ESG-CV grant is authorized by subtitle B of title IV of the McKinney-Vento Homeless Assistance Act (42 U.S.C. 11371–11378) as amended by the Act. The program authorizes the Department of Housing and Urban Development (HUD) to make grants to States, units of general-purpose local government, and territories for the rehabilitation or conversion of buildings for use as emergency shelter for the homeless, for the payment of certain expenses related to operating emergency shelters, for essential services related to emergency shelters and street outreach for the homeless, and for homelessness prevention and rapid re-housing assistance. (24 CFR 576.1)

Specific waivers and alternate requirements for the ESG-CV grant includes:

- The funds are not subject to the spending cap on emergency shelter and outreach under 24 CFR 576.100(b)(1);
- Up to 10 percent of funds may be used for administrative costs, compared to 7.5 percent as provided by 24 CFR 576.108(a);

- The funds are exempt from the ESG-CV match requirements, including 24 CFR 576.201;
- The funds may be used to provide homelessness prevention assistance (as authorized under 24 CFR 576.103 or subsequent HUD notices) to any individual or family who does not have income higher than HUD's Very Low-Income Limit for the area (50% Average Medium Income in San Bernardino County) and meets the criteria in paragraphs (1)(ii) and (1)(iii) of the "at risk of homelessness" definition in 24 CFR 576.3;
- Sub-recipients may deviate from applicable procurement standards when using these funds to procure goods and services to prevent, prepare for, and respond to coronavirus, notwithstanding 24 CFR 576.407(f) and 2 CFR 200.317-200.326;
- While it is encouraged to offer treatment and supportive services when necessary to assist vulnerable homeless populations, individuals and families experiencing homelessness must not be required to receive treatment or perform any other prerequisite activities as a condition for receiving shelter, housing, or other services for which these funds are used, notwithstanding 24 CFR 576.401(e).

In addition, the Act authorizes the Secretary to grant waivers of and specify alternative requirements for statutes and regulations the Secretary administers in connection with the use of ESG-CV funds (except for requirements related to fair housing, nondiscrimination, labor standards, and the environment). These waivers and alternative requirements can be issued when necessary to expedite and facilitate the use of funds to prevent, prepare for, and respond to coronavirus. In accordance with 24 CFR 5.110, HUD made a determination of good cause and subject to statutory limitations, waive regulatory provisions. Additional regulatory waiver authority is provided in 24 CFR 91.600. These regulatory provisions provide HUD the authority to make waiver determinations for the ESG-CV, COC, and HOPWA Programs and consolidated planning requirements for all CPD formula programs.

A memorandum by John Gibbs, CPD Assistant Secretary, provided additional flexibility to communities to prevent the spread of COVID-19 and better assist individuals and families, including those experiencing homelessness, infected with COVID-19, or economically impacted by the virus. The waivers associated with the ESG-CV HMIS, Homelessness Prevention and Rapid Re-housing programs to prevent the spread of COVID-19 are described under each ESG-CV component section below. Waiver dates are subject to extension based on memoranda from HUD. Provisions that are not specifically waived remain in full effect.

During COVID-19, ESG-CV Sub-recipients should collaborate with local and state public health partners to integrate infection control practices into homeless service delivery systems where appropriate.

EMERGENCY SHELTERS

ESG-CV funds may be used for costs of providing Essential Services to homeless families and individuals in emergency shelters, renovating buildings to be used as emergency shelter for homeless families and individuals, and operating emergency shelters.

Expanded Definition of ESG-CV- Eligible Shelter Funds

The purpose of ESG-CV funds is to prevent, prepare for, and respond to COVID-19 in order to prevent and mitigate the spread of COVID-19 among people experiencing homelessness and the staff that provide services to these individuals. This requires that existing shelters implement public health protocols such as enforcing social distancing, establishing an isolation space (especially for residents suspected of having COVID-19, those with confirmed cases, and high-risk residents such as elderly people and people with pre-existing health conditions), using personal protective equipment (PPE), and cleaning/disinfecting shared and living spaces. In many communities where existing shelter is not available or where current shelters are not able to implement these safety protocols, additional space may need to be identified to allow people to have shelter while staying as healthy as possible. This may be space within an existing shelter (e.g., an office not being used) that could be temporarily converted into a quarantine space for someone who has tested positive or is awaiting test results, or it could be an entirely separate building. Eligible shelter spaces may include public spaces, pop up or modular structures in compliance with U.S. Department of Housing and Urban Development (HUD) guidance.

Coordinate with public health partners to establish COVID-19-specific procedures where appropriate.

If shelters utilize symptom screening as a part of intake procedures, it must be reviewed and approved by a local public health partner such as the county's or state's department of public health or the Healthcare for the Homeless partner.

Shelters funded by ESG-CV must establish referral pathways to isolation and quarantine if a client is in need of such services.

Shelters funded through ESG-CV will maintain social distancing requirements established in partnership with the county's or state's department of public health.

Admission, diversion, referral, and discharge by emergency shelters assisted under ESG, including standards regarding the length of stay, if any, and safeguards to meet the safety and shelter needs of special populations (e.g., victims of domestic violence, sexual assault, and stalking) and individuals and families who have the highest barriers to housing and are likely to be homeless the longest.

Shelters funded by ESG-CV may not turn away eligible program participants and must establish referral pathways to other shelter or housing if the shelter is at maximum capacity. Shelters must establish referral pathways to isolation and quarantine if a client is in need of such services.

Someone who presents at an ESG-funded shelter with respiratory symptoms (e.g., cough) should not be turned away solely because of their health symptoms.

Shelters funded by ESG-CV are strongly discouraged from implementing a maximum length of stay when a discharge will result in program participants returning to unsheltered settings or situations putting them at a higher risk of COVID-19 infection.

Any ESG-funded shelter that is considering closing or not accepting new residents must immediately notify the local CoC, public health authority, and emergency management officials.

STREET OUTREACH

Standards for targeting and providing essential services related to street outreach.

HUD has approved the following as eligible costs under street outreach:

- Engagement: Hand sanitizer, soap, tissue packets, masks, disposable gloves, other PPE.
- Case Management: Coordinating medical care.
- Transportation: Train or bus tokens, taxi or rideshare for program participants' travel to and from medical care.
- Expanded Staffing: Hiring additional staff to support infectious disease preparedness, providing hazard pay to staff with direct participant contact.

ESG-CV funds may be used for costs of providing essential services necessary to reach out to unsheltered homeless people; connect them with emergency shelter, housing, or critical services; and provide urgent, non-facility-based care to unsheltered homeless people who are unwilling or unable to access emergency shelter, housing, or an appropriate health facility. For the purposes of this section, the term "unsheltered homeless people" means individuals and families who qualify as homeless under 24 CFR 576.2 (1)(i).

HOMELESS PREVENTION AND RAPID REHOUSING (RRH)

ESG-CV funds may be used to provide housing relocation and stabilization services and short- and/or medium-term rental assistance necessary to prevent an individual or family from moving into an emergency shelter or another place described in paragraph (1) of the "homeless" definition in 24 CFR 576.2. This assistance, referred to as homelessness prevention, may be provided to individuals and families who meet the criteria under the "at risk of homelessness" definition, or who meet the criteria in the "homeless" definition at 24 CFR 576.2 and have an annual income below 50 percent of median family income for the area, as determined by HUD. The costs of homelessness prevention are only eligible to the extent that the assistance is necessary to help the program participant regain stability in the program participant's current permanent housing or move into other permanent housing and achieve stability in that housing. Homelessness prevention must be provided in accordance with the housing relocation and stabilization services requirements in 24 CFR 576.105, the short-term and medium-term rental assistance requirements in 24 CFR 576.106, and the written standards and procedures established under 24 CFR 576.400.

Assessing, prioritizing, and reassessing individuals' and families' needs for essential services related to emergency shelter.

Under this state of emergency, HUD supports communities considering other prioritization elements as necessary to prevent the spread of COVID-19 among those who are homeless or at risk of homelessness and to respond to those already impacted by the pandemic.

Policies and procedures for determining and prioritizing which eligible families and individuals will receive homelessness prevention assistance and which eligible families and individuals will receive RRH assistance.

Local jurisdictions may prioritize the use of ESG-CV funds for proven strategies, especially Rapid Rehousing for those experiencing homelessness. Note: people cannot be denied RRH because of “zero income.”

Targeted Prevention: Based on race equity analysis, the jurisdiction will target prevention services to three marginalized areas of town (identify three areas). These three areas of town serve disproportionately large communities of Black, Indigenous, and people of color who experience homelessness. They have been historically underserved and had poor access to permanent housing solutions offered by the homeless response system.

Coordination among emergency shelter providers, essential services providers, homelessness prevention, and rapid rehousing (RRH) assistance providers; other homeless assistance providers; and mainstream service and housing providers (see §576.400(b) and (c) for a list of programs with which ESG-funded activities must be coordinated and integrated to the maximum extent practicable). The OHS and San Bernardino County Department of Public Health will conduct testing for people experiencing homelessness at various locations in the city. ESG-CV funded shelters and outreach programs should encourage (but may not require) people experiencing homelessness to get tested if they are experiencing COVID-19 symptoms.

Shelters in the jurisdiction are encouraged to use funds provided through ESG-CV to purchase technology to access telehealth services provided through Healthcare for the Homeless.

Standards for determining what percentage or amount of rent and utilities costs each program participant must pay while receiving homelessness prevention or Rapid Rehousing (RRH) assistance.

Under the Coronavirus Aid, Relief, and Economic Security (CARES) Act ESG-CV funding, there will be no rental payment requirement for households receiving financial assistance. Projects funded are expected to serve people with zero income.

Standards for determining how long a particular program participant will be provided with rental assistance and whether and how the amount of that assistance will be adjusted over time.

The CARES Act provides that ESG-CV funds may be used to mitigate the economic impact of COVID-19. Programs are encouraged to consider the maximum number of rental assistance months be extended/adjusted to address unemployment, loss of income, or benefits due to COVID-19.

RRH Sub-recipients must use a progressive engagement model; this practice supports using the least intensive intervention to help resolve homelessness for the individual or family. Providers are to add more assistance only as necessary if the less intensive intervention is unsuccessful. RRH households receiving rental assistance subsidies must contribute a minimum of 30 percent of their monthly adjusted income toward their monthly rent. This tenant rent contribution may be adjusted at any time based on changes to household income. There is no minimum rent requirement and tenant rent contribution may be zero for households with no income.

Standards for determining the type, amount, and duration of housing stabilization and/or relocation services to provide to a program participant, including the limits (if any) on the homelessness prevention or RRH assistance that each program participant may receive (such as the maximum amount of assistance, maximum number of months the program participant may receive assistance, or the maximum number of times the program participant may receive assistance).

ESG-CV funds may be used to provide housing relocation and stabilization services and short- and/or medium-term rental assistance necessary to prevent an individual or family from moving into an emergency shelter or another place described in paragraph (1) of the 'homeless' definition in 24 CFR 576.2. This assistance, referred to as homelessness prevention, may be provided to individuals and families who meet the criteria under the 'at risk of homelessness' definition, or who meet the criteria in the 'homeless' definition at 24 CFR 576.2 and have an annual income below 50 percent of median family income for the area, as determined by HUD. The costs of homelessness prevention are only eligible to the extent that the assistance is necessary to help the program participant regain stability in the program participant's current permanent housing or move into other permanent housing and achieve stability in that housing. Homelessness prevention must be provided in accordance with the housing relocation and stabilization services requirements in 24 CFR 576.105, the short- and medium-term rental assistance requirements in 24 CFR 576.106, and the written standards and procedures established under 24 CFR 576.400. Landlord Incentives: ESG-CV funds may be used to pay for landlord incentives that are reasonable and necessary to obtain housing for individuals and families experiencing homelessness and at risk of homelessness. Landlord incentives may not exceed three times the rent charged for the unit. Eligible landlord incentives include:

- Signing bonuses equal to 2 months of rent.
- Security deposits equal to up to three months of rent, or the state statute.
- Costs to repair damages incurred by the program participant not covered by the security deposit or that are incurred while the program participant is still residing in the unit.
- Paying the costs of extra cleaning or maintenance of a program participant's unit or appliances.

REPORTING REQUIREMENTS

HUD requires each recipient of ESG-CV funding to submit reports quarterly through the Sage HMIS Reporting Repository. Reports will be due 30 calendar days after the quarter ends. The reporting schedule and due dates are as follows:

<u>ESG-CV Report Submissions</u>	<u>Due Date</u>
Start to September 30, 2020	October 30, 2020
October 1, 2020 to December 31, 2020	January 30, 2021
January 1, 2021 to March 31, 2021	April 30, 2021
April 1, 2021 to June 30, 2021	July 30, 2021
July 1, 2021 to September 30, 2021	October 30, 2021
October 1, 2021 to December 31, 2021	January 30, 2022
January 1, 2022 to March 31, 2022	April 30, 2022
April 1, 2022 to June 30, 2022	July 30, 2022
July 1, 2022 to September 30, 2022	October 30, 2022
<i>Additional submissions as needed until the grant is closed out.</i>	

Sub-recipients are required to input information on client's benefited into HMIS by the 15th of each month so OHS can download the information in time to meet these quarterly reporting due dates.

ESG-CV Waivers

Waiver No.10 of Memorandum dated 4/1/2020 – HMIS Lead Activities:

Requirement: ESG-CV funds may be used to pay the costs of managing and operating the HMIS, provided that the ESG-CV recipient is the HMIS Lead. Citation: 24 CFR 576.107(a)(2)

Explanation: To enable ESG-CV-funded projects to participate in HMIS as required by section 416(f) of the McKinney-Vento Homeless Assistance Act, 24 CFR 576.107(a)(2) authorizes the use of ESG-CV funds for managing and operating the HMIS (e.g., hosting and maintaining HMIS software or data, upgrading, customizing, and enhancing the HMIS), only where the ESG-CV recipient is the HMIS Lead, as designated by the CoC.

Justification: Waiving the rule as specified below would allow more recipients to use ESG-CV funding to upgrade or enhance the HMIS as needed to incorporate ESG-CV program data related to COVID-19.

Applicability: The condition that the recipient must be the HMIS Lead to pay costs under 24 CFR 576.102(a)(2) is waived to the extent necessary to allow any recipient to use ESG-CV funds to pay costs of upgrading or enhancing its local HMIS to incorporate data on ESG-CV Program participants and ESG-CV activities related to COVID-19. This waiver is in effect for 6-months beginning on the date of this memorandum.

Waiver No.11 of Memorandum dated 4/1/2020 - Re-evaluations for Homelessness Prevention Assistance:

Requirement: Homelessness prevention assistance is subject to re-evaluation of each program participant's eligibility need for assistance not less than once every 3 months.

Citation: 24 CFR 576.401(b) Explanation: The ESG-CV regulations at 24 CFR 576.401(b) requires recipients or Sub-recipients providing homelessness prevention assistance to re-evaluate the program participant's eligibility, and the types and amounts of assistance the program participant needs not less than once every 3 months.

Justification: Waiving re-evaluation requirement for homelessness prevention assistance as specified below is necessary to help program participants remain stable in housing during the economic uncertainty caused by COVID-19.

Applicability: The required frequency of re-evaluations for homelessness prevention assistance under section 576.401(b) is waived for up to 2-years beginning on the date of this memorandum, so long as the recipient or Sub-recipient conducts the required re-evaluations not less than once every 6 months.

Waiver No.12 of Memorandum dated 4/1/2020 - Housing Stability Case Management:

Requirement: Program participants receiving homelessness prevention or rapid re-housing assistance must meet with a case manager not less than once per month, unless certain statutory prohibitions

apply. Citation: 24 CFR 576.401(e)

Explanation: Under 24 CFR 576.401(e), the recipients or Sub-recipients must require program participants to meet with a case manager not less than once per month to assist them in ensuring long-term housing stability, unless the Violence Against Women Act of 1994 or Family Violence Prevention and Services Act prohibits the recipient or Sub-recipient from making its shelter or housing conditional on the participant's acceptance of services.

Justification: Recipients are reporting limited staff capacity as staff members are home for a variety of reasons related to COVID-19 (e.g., quarantining, children home from school, working elsewhere in the community to manage the COVID-19 response). In addition, not all program participants have capacity to meet via phone or internet. Waiving the monthly case management requirement as specified below will allow recipients to provide case management on an as needed basis and reduce the possible spread and harm of COVID-19.

Applicability: This waiver is in effect for three months beginning on March 31, 2020.

Waiver No.13 of Memorandum dated 4/1/2020 - Restriction of Rental Assistance to Units with Rent at or Below Fair Market Rent (FMR)

Requirement: Restriction of rental assistance to units with rent at or below FMR.

Citation: 24 CFR 576.106(d)(1)

Explanation: Under 24 CFR 576.106(d)(1), rental assistance cannot be provided unless the total rent is equal to or less than the FMR established by HUD, as provided under 24 CFR Part 888, and complies with HUD's standard of rent reasonableness, as established under 24 CFR 982.507.

Justification: Quickly moving people into permanent housing is especially critical in preventing the spread of COVID-19. Waiving the limit on rental assistance to rents that are equal to or less than the FMR, established by HUD, will assist recipients and Sub-recipients in more quickly locating additional units to house individuals and families experiencing homelessness.

Applicability: The FMR restriction is waived for any individual or family receiving Rapid Re-housing or Homelessness Prevention assistance who executes a lease for a unit during the 6-month period beginning April 1, 2020. The ESG-CV recipient or Sub-recipient must still ensure that the households in which ESG-CV assistance is provided must meet the rent reasonableness standard.

Waiver No. 11 of Memorandum dated 9/30/2020 – Homeless Definition-Temporary Stays in Institutions of 90 Days or Less.

Requirement: The definition of homeless in 24 CFR 576.2 includes under paragraph (l)(iii) an individual who is exiting an institution where he or she resided for 90 days or less and has resided in an emergency shelter or place not meant for human habitation immediately before entering that institution, which is an interpretation of §103(a)(4) of the McKinney-Vento Act which includes an individual who resided in a shelter or place not meant for human habitation and who is exiting an institution where he or she temporarily resided (emphasis added).

Citation: 24 CFR 576.2, definition of "homeless," (1)(iii)

Explanation: An individual who is exiting an institution where he or she resided for 90 days or less and who resided in an emergency shelter or place not meant for human habitation immediately before entering that institution are considered homeless per 24 CFR 576.2, definition of "homeless."

Justification: Recipients are reporting that program participants are residing in institutions for longer periods of time as a result of COVID-19 (e.g., longer time in jail due to a postponed court dates due to court closings or courts operating at reduced capacity and longer hospital stays when infected with COVID-19). Allowing someone who was residing in an emergency shelter or place not meant for human habitation prior to entering the institution to maintain their homeless status while residing in an institution for longer than 90 days is necessary to prevent the spread of COVID-19 by expanding housing options for people who were experiencing homelessness and institutionalized for longer than traditionally required due to COVID-19. This waiver is in effect for 6-months beginning on the date of this memorandum.

Appendix C

SF-424's, HUD-424B's and Certifications

Application for Federal Assistance SF-424

*** 1. Type of Submission:**

- ☐ Preapplication
☒ Application
☐ Changed/Corrected Application

*** 2. Type of Application:**

- ☒ New
☐ Continuation
☐ Revision

*** If Revision, select appropriate letter(s):**

*** Other (Specify):**

*** 3. Date Received:**

08/14/2025

4. Applicant Identifier:

5a. Federal Entity Identifier:

5b. Federal Award Identifier:

State Use Only:

6. Date Received by State:

7. State Application Identifier:

8. APPLICANT INFORMATION:

*** a. Legal Name:**

San Bernardino County

*** b. Employer/Taxpayer Identification Number (EIN/TIN):**

95-6002748

*** c. UEI:**

MD9GKE5818S4

d. Address:

*** Street1:**

560 E. Hospitality Lane

Street2:

Suite 200

*** City:**

San Bernardino

County/Parish:

*** State:**

CA: California

Province:

*** Country:**

USA: UNITED STATES

*** Zip / Postal Code:**

92415-0043

e. Organizational Unit:

Department Name:

Community Development & Housing

Division Name:

Community Development

f. Name and contact information of person to be contacted on matters involving this application:

Prefix:

Mrs.

*** First Name:**

Carrie

Middle Name:

*** Last Name:**

Harmon

Suffix:

Title: Director of Community Development and Housing

Organizational Affiliation:

*** Telephone Number:** 909-501-0641

Fax Number:

*** Email:** carrie.harmon@cdh.sbcounty.gov

Application for Federal Assistance SF-424

* 9. Type of Applicant 1: Select Applicant Type:

B: County Government

Type of Applicant 2: Select Applicant Type:

Type of Applicant 3: Select Applicant Type:

* Other (specify):

* 10. Name of Federal Agency:

US Department of Housing and Urban Development

11. Assistance Listing Number:

14.218

Assistance Listing Title:

Community Development Block Grant Program

* 12. Funding Opportunity Number:

* Title:

13. Competition Identification Number:

Title:

14. Areas Affected by Project (Cities, Counties, States, etc.):

Add Attachment

Delete Attachment

View Attachment

* 15. Descriptive Title of Applicant's Project:

2025-2026 Community Development Block Grant (CDBG): Multiple CDBG Activities including capital improvements and public services.

Attach supporting documents as specified in agency instructions.

Add Attachments

Delete Attachments

View Attachments

Application for Federal Assistance SF-424**16. Congressional Districts Of:*** a. Applicant * b. Program/Project

Attach an additional list of Program/Project Congressional Districts if needed.

[Add Attachment](#)[Delete Attachment](#)[View Attachment](#)**17. Proposed Project:*** a. Start Date: * b. End Date: **18. Estimated Funding (\$):**

* a. Federal	<input type="text" value="6,686,990.00"/>
* b. Applicant	<input type="text" value="0.00"/>
* c. State	<input type="text" value="0.00"/>
* d. Local	<input type="text" value="0.00"/>
* e. Other	<input type="text" value="246,592.00"/>
* f. Program Income	<input type="text" value="0.00"/>
* g. TOTAL	<input type="text" value="6,933,582.00"/>

*** 19. Is Application Subject to Review By State Under Executive Order 12372 Process?**

- ☐ a. This application was made available to the State under the Executive Order 12372 Process for review on .
- ☒ b. Program is subject to E.O. 12372 but has not been selected by the State for review.
- ☐ c. Program is not covered by E.O. 12372.

*** 20. Is the Applicant Delinquent On Any Federal Debt? (If "Yes," provide explanation in attachment.)**☐ Yes ☒ No

If "Yes", provide explanation and attach

[Add Attachment](#)[Delete Attachment](#)[View Attachment](#)

21. *By signing this application, I certify (1) to the statements contained in the list of certifications and (2) that the statements herein are true, complete and accurate to the best of my knowledge. I also provide the required assurances** and agree to comply with any resulting terms if I accept an award. I am aware that any false, fictitious, or fraudulent statements or claims may subject me to criminal, civil, or administrative penalties. (U.S. Code, Title 18, Section 1001)**

☒ ** I AGREE

** The list of certifications and assurances, or an internet site where you may obtain this list, is contained in the announcement or agency specific instructions.

Authorized Representative:

Prefix: * First Name:

Middle Name:

* Last Name:

Suffix:

* Title: * Telephone Number: Fax Number: * Email:

* Signature of Authorized Representative:

* Date Signed:

Application for Federal Assistance SF-424

*** 1. Type of Submission:**

- ☐ Preapplication
☒ Application
☐ Changed/Corrected Application

*** 2. Type of Application:**

- ☒ New
☐ Continuation
☐ Revision

*** If Revision, select appropriate letter(s):**

*** Other (Specify):**

*** 3. Date Received:**

08/14/2025

4. Applicant Identifier:

5a. Federal Entity Identifier:

5b. Federal Award Identifier:

State Use Only:

6. Date Received by State:

7. State Application Identifier:

8. APPLICANT INFORMATION:

*** a. Legal Name:**

San Bernardino County

*** b. Employer/Taxpayer Identification Number (EIN/TIN):**

95-6002748

*** c. UEI:**

MD9GKE5818S4

d. Address:

*** Street1:**

560 E. Hospitality Lane

Street2:

Suite 200

*** City:**

San Bernardino

County/Parish:

*** State:**

CA: California

Province:

*** Country:**

USA: UNITED STATES

*** Zip / Postal Code:**

92415-0043

e. Organizational Unit:

Department Name:

Community Development & Housing

Division Name:

Housing

f. Name and contact information of person to be contacted on matters involving this application:

Prefix:

Mrs.

*** First Name:**

Carrie

Middle Name:

*** Last Name:**

Harmon

Suffix:

Title: Director of Community Development and Housing

Organizational Affiliation:

*** Telephone Number:** 909-501-0641

Fax Number:

*** Email:** Carrie.Harmon@cdh.sbcounty.gov

Application for Federal Assistance SF-424

* 9. Type of Applicant 1: Select Applicant Type:

B: County Government

Type of Applicant 2: Select Applicant Type:

Type of Applicant 3: Select Applicant Type:

* Other (specify):

* 10. Name of Federal Agency:

US Department of Housing and Urban Development

11. Assistance Listing Number:

14.239

Assistance Listing Title:

HOME Investment Partnership Program

* 12. Funding Opportunity Number:

* Title:

13. Competition Identification Number:

Title:

14. Areas Affected by Project (Cities, Counties, States, etc.):

Add Attachment

Delete Attachment

View Attachment

* 15. Descriptive Title of Applicant's Project:

2025-26 HOME Investment Partnership Program activities including acquisition, rehabilitation, new housing development, construction through private and non-profit developers.

Attach supporting documents as specified in agency instructions.

Add Attachments

Delete Attachments

View Attachments

Application for Federal Assistance SF-424**16. Congressional Districts Of:*** a. Applicant * b. Program/Project

Attach an additional list of Program/Project Congressional Districts if needed.

17. Proposed Project:* a. Start Date: * b. End Date: **18. Estimated Funding (\$):**

* a. Federal	<input type="text" value="2,928,871.25"/>
* b. Applicant	<input type="text" value="0.00"/>
* c. State	<input type="text" value="0.00"/>
* d. Local	<input type="text" value="0.00"/>
* e. Other	<input type="text" value="8,191,153.00"/>
* f. Program Income	<input type="text" value="500,000.00"/>
* g. TOTAL	<input type="text" value="11,620,024.25"/>

*** 19. Is Application Subject to Review By State Under Executive Order 12372 Process?**

- ☐ a. This application was made available to the State under the Executive Order 12372 Process for review on .
- ☒ b. Program is subject to E.O. 12372 but has not been selected by the State for review.
- ☐ c. Program is not covered by E.O. 12372.

*** 20. Is the Applicant Delinquent On Any Federal Debt? (If "Yes," provide explanation in attachment.)**☐ Yes ☒ No

If "Yes", provide explanation and attach

21. *By signing this application, I certify (1) to the statements contained in the list of certifications and (2) that the statements herein are true, complete and accurate to the best of my knowledge. I also provide the required assurances** and agree to comply with any resulting terms if I accept an award. I am aware that any false, fictitious, or fraudulent statements or claims may subject me to criminal, civil, or administrative penalties. (U.S. Code, Title 18, Section 1001)**

☒ ** I AGREE

** The list of certifications and assurances, or an internet site where you may obtain this list, is contained in the announcement or agency specific instructions.

Authorized Representative:

Prefix: * First Name:

Middle Name:

* Last Name:

Suffix:

* Title: * Telephone Number: Fax Number: * Email:

* Signature of Authorized Representative:



* Date Signed:

Application for Federal Assistance SF-424

*** 1. Type of Submission:**

- ☐ Preapplication
☒ Application
☐ Changed/Corrected Application

*** 2. Type of Application:**

- ☒ New
☐ Continuation
☐ Revision

*** If Revision, select appropriate letter(s):**

*** Other (Specify):**

*** 3. Date Received:**

08/14/2025

4. Applicant Identifier:

5a. Federal Entity Identifier:

5b. Federal Award Identifier:

State Use Only:

6. Date Received by State:

7. State Application Identifier:

8. APPLICANT INFORMATION:

*** a. Legal Name:**

San Bernardino County

*** b. Employer/Taxpayer Identification Number (EIN/TIN):**

95-6002748

*** c. UEI:**

MD9GKE5818S4

d. Address:

*** Street1:**

560 E. Hospitality Lane

Street2:

Suite 200

*** City:**

San Bernardino

County/Parish:

*** State:**

CA: California

Province:

*** Country:**

USA: UNITED STATES

*** Zip / Postal Code:**

92415-0043

e. Organizational Unit:

Department Name:

Community Development & Housing

Division Name:

Emergency Solutions Grant

f. Name and contact information of person to be contacted on matters involving this application:

Prefix:

Mrs.

*** First Name:**

Carrie

Middle Name:

*** Last Name:**

Harmon

Suffix:

Title:

Director of Community Development and Housing

Organizational Affiliation:

*** Telephone Number:**

909-501-0641

Fax Number:

*** Email:**

Carrie.Harmon@cdh.sbcounty.gov

Application for Federal Assistance SF-424

* 9. Type of Applicant 1: Select Applicant Type:

B: County Government

Type of Applicant 2: Select Applicant Type:

Type of Applicant 3: Select Applicant Type:

* Other (specify):

* 10. Name of Federal Agency:

US Department of Housing and Urban Development

11. Assistance Listing Number:

14.231

Assistance Listing Title:

Emergency Solutions Grant Program

* 12. Funding Opportunity Number:

* Title:

13. Competition Identification Number:

Title:

14. Areas Affected by Project (Cities, Counties, States, etc.):

Add Attachment

Delete Attachment

View Attachment

* 15. Descriptive Title of Applicant's Project:

2025-26 Emergency Solutions Grant (ESG) activities for implementing a county-wide continuum of care strategy including emergency shelter, rapid re-housing and homelessness prevention services.

Attach supporting documents as specified in agency instructions.

Add Attachments

Delete Attachments

View Attachments

Application for Federal Assistance SF-424**16. Congressional Districts Of:*** a. Applicant * b. Program/Project

Attach an additional list of Program/Project Congressional Districts if needed.

17. Proposed Project:* a. Start Date: * b. End Date: **18. Estimated Funding (\$):**

* a. Federal	<input type="text" value="591,319.00"/>
* b. Applicant	<input type="text" value="0.00"/>
* c. State	<input type="text" value="0.00"/>
* d. Local	<input type="text" value="0.00"/>
* e. Other	<input type="text" value="0.00"/>
* f. Program Income	<input type="text" value="0.00"/>
* g. TOTAL	<input type="text" value="591,319.00"/>

*** 19. Is Application Subject to Review By State Under Executive Order 12372 Process?**

- ☐ a. This application was made available to the State under the Executive Order 12372 Process for review on
- ☒ b. Program is subject to E.O. 12372 but has not been selected by the State for review.
- ☐ c. Program is not covered by E.O. 12372.

*** 20. Is the Applicant Delinquent On Any Federal Debt? (If "Yes," provide explanation in attachment.)**☐ Yes ☒ No

If "Yes", provide explanation and attach

21. *By signing this application, I certify (1) to the statements contained in the list of certifications and (2) that the statements herein are true, complete and accurate to the best of my knowledge. I also provide the required assurances** and agree to comply with any resulting terms if I accept an award. I am aware that any false, fictitious, or fraudulent statements or claims may subject me to criminal, civil, or administrative penalties. (U.S. Code, Title 18, Section 1001)**

☒ ** I AGREE

** The list of certifications and assurances, or an internet site where you may obtain this list, is contained in the announcement or agency specific instructions.

Authorized Representative:

Prefix: * First Name:

Middle Name:

* Last Name:

Suffix:

* Title: * Telephone Number: Fax Number: * Email: * Signature of Authorized Representative: * Date Signed:

Instructions for the HUD 424-B Assurances and Certifications

As part of your application for HUD funding, you, as the official authorized to sign on behalf of your organization or as an individual, must provide the following assurances and certifications. The Responsible Civil Rights Official has specified this form for use for purposes of general compliance with 24 CFR §§ 1.5, 3.115, 8.50, and 146.25, as applicable. The Responsible Civil Rights Official may require specific civil rights assurances to be furnished consistent with those authorities and will specify the form on which such assurances must be made. A failure to furnish or comply with the civil rights assurances contained in this form may result in the procedures to effect compliance at 24 CFR §§ 1.8, 3.115, 8.57, or 146.39.

By submitting this form, you are stating that all assertions made in this form are true, accurate, and correct.

As the duly representative of the applicant, I certify that the applicant: [Insert below the Name and title of the Authorized Representative, name of Organization and the date of signature]:

*Authorized Representative Name:

Luther Snoke

*Title: San Bernardino County Chief Executive Officer

*Applicant/Recipient Organization:

San Bernardino County

1. Has the legal authority to apply for Federal assistance, has the institutional, managerial and financial capability (including funds to pay the non-Federal share of program costs) to plan, manage and complete the program as described in the application and the governing body has duly authorized the submission of the application, including these assurances and certifications, and authorized me as the official representative of the application to act in connection with the application and to provide any additional information as may be required.

2. Will administer the grant in compliance with Title VI of the Civil Rights Act of 1964 (42 U.S.C. 2000(d)) and implementing regulations (24 CFR part 1), which provide that no person in the United States shall, on the grounds of race, color or national origin, be excluded from participation in, be denied the benefits of, or otherwise be subject to discrimination under any program or activity that receives Federal financial assistance OR if the applicant is a Federally recognized Indian tribe or its tribally designated housing entity, is subject to the Indian Civil Rights Act (25 U.S.C. 1301-1303).

3. Will administer the grant in compliance with Section 504 of the Rehabilitation Act of 1973 (29 U.S.C. 794), as amended, and implementing regulations at 24 CFR part 8, the American Disabilities Act (42 U.S.C. §§ 12101 et seq.), and implementing regulations at 28 CFR part 35 or 36, as applicable, and the Age Discrimination Act of 1975 (42 U.S.C. 6101-07) as amended, and implementing regulations at 24 CFR part 146 which together provide that no person in the United States shall, on the grounds of disability or age, be excluded from participation in, be denied the benefits of, or otherwise be subjected to discrimination under any program or activity that receives Federal financial assistance; except if the grant program authorizes or limits participation to designated populations, then the applicant will comply with the nondiscrimination requirements within the designated population.

4. Will comply with the Fair Housing Act (42 U.S.C. 3601-19), as amended, and the implementing regulations at 24 CFR part 100, which prohibit discrimination in housing on the basis of race, color, religion, sex, disability, familial status, or national origin and will affirmatively further fair housing; except an applicant which is an Indian tribe or its instrumentality which is excluded by statute from coverage does not make this certification; and further except if the grant program authorizes or limits participation to designated populations, then the applicant

will comply with the nondiscrimination requirements within the designated population.

5. Will comply with all applicable Federal nondiscrimination requirements, including those listed at 24 CFR §§ 5.105(a) and 5.106 as applicable.

6. Will not use Federal funding to promote diversity, equity, and inclusion (DEI) mandates, policies, programs, or activities that violate any applicable Federal anti-discrimination laws.

7. Will comply with the acquisition and relocation requirements of the Uniform Relocation Assistance and Real Property Acquisition Policies Act of 1970, as amended (42 U.S.C. 4601) and implementing regulations at 49 CFR part 24 and, as applicable, Section 104(d) of the Housing and Community Development Act of 1974 (42 U.S.C. 5304(d)) and implementing regulations at 24 CFR part 42, subpart A.

8. Will comply with the environmental requirements of the National Environmental Policy Act (42 U.S.C. 4321 et seq.) and related Federal authorities prior to the commitment or expenditure of funds for property.

9. That no Federal appropriated funds have been paid, or will be paid, by or on behalf of the applicant, to any person for influencing or attempting to influence an officer or employee of any agency, a Member of Congress, and officer or employee of Congress, or an employee of a Member of Congress, in connection with the awarding of this Federal grant or its extension, renewal, amendment or modification. If funds other than Federal appropriated funds have or will be paid for influencing or attempting to influence the persons listed above, I shall complete and submit Standard Form-LLL, Disclosure Form to Report Lobbying. I certify that I shall require all subawards at all tiers (including sub-grants and contracts) to similarly certify and disclose accordingly. Federally recognized Indian Tribes and tribally designated housing entities (TDHEs) established by Federally-recognized Indian tribes as a result of the exercise of the tribe's sovereign power are excluded from coverage by the Byrd Amendment, but State-recognized Indian tribes and TDHEs established under State law are not excluded from the statute's coverage.

I/We, the undersigned, certify under penalty of perjury that the information provided above is true, accurate, and correct. WARNING: Anyone who knowingly submits a false claim or makes a false statement is subject to criminal and/or civil penalties, including confinement for up to 5 years, fines, and civil and administrative penalties. (18 U.S.C. §§287, 1001, 1010, 1012, 1014; 31 U.S.C. §3729, 3802; 24 CFR §28.10(b)(1)(iii)).

* Signature:

* Date: (mm/dd/yyyy):

07/09/2025

Public Reporting Burden Statement: The public reporting burden for this collection of information is estimated to average 0.5 hours per response, including the time for reviewing instructions, searching existing data sources, gathering, and maintaining the data needed, and completing and reviewing the collection of information. Comments regarding the accuracy of this burden estimate and any suggestions for reducing this burden can be sent to: U.S. Department of Housing and Urban Development, Office of the Chief Data Officer, R, 451 7th St SW, Room 4176, Washington, DC 20410-5000. **Do not send completed HUD 424-B forms to this address.** This agency may not conduct or sponsor, and a person is not required to respond to, a collection of information unless the collection displays a valid OMB control number. The Department of Housing and Urban Development is authorized to collect this information under the authority cited in the Notice of Funding Opportunity for this grant program. The information collected provides assurances and certifications for legal requirements related to the administration of this grant program. HUD will use this information to ensure compliance of its grantees. This information is required to obtain the benefit sought in the grant program. This information will not be held confidential and may be made available to the public in accordance with the Freedom of Information Act (5 U.S.C. §552).

Instructions for the HUD 424-B Assurances and Certifications

As part of your application for HUD funding, you, as the official authorized to sign on behalf of your organization or as an individual, must provide the following assurances and certifications. The Responsible Civil Rights Official has specified this form for use for purposes of general compliance with 24 CFR §§ 1.5, 3.115, 8.50, and 146.25, as applicable. The Responsible Civil Rights Official may require specific civil rights assurances to be furnished consistent with those authorities and will specify the form on which such assurances must be made. A failure to furnish or comply with the civil rights assurances contained in this form may result in the procedures to effect compliance at 24 CFR §§ 1.8, 3.115, 8.57, or 146.39.

By submitting this form, you are stating that all assertions made in this form are true, accurate, and correct.

As the duly representative of the applicant, I certify that the applicant: [Insert below the Name and title of the Authorized Representative, name of Organization and the date of signature]:

*Authorized Representative Name:

Luther Snoko

*Title: San Bernardino County Chief Executive Officer

*Applicant/Recipient Organization:

San Bernardino County

1. Has the legal authority to apply for Federal assistance, has the institutional, managerial and financial capability (including funds to pay the non-Federal share of program costs) to plan, manage and complete the program as described in the application and the governing body has duly authorized the submission of the application, including these assurances and certifications, and authorized me as the official representative of the application to act in connection with the application and to provide any additional information as may be required.

2. Will administer the grant in compliance with Title VI of the Civil Rights Act of 1964 (42 U.S.C. 2000(d)) and implementing regulations (24 CFR part 1), which provide that no person in the United States shall, on the grounds of race, color or national origin, be excluded from participation in, be denied the benefits of, or otherwise be subject to discrimination under any program or activity that receives Federal financial assistance OR if the applicant is a Federally recognized Indian tribe or its tribally designated housing entity, is subject to the Indian Civil Rights Act (25 U.S.C. 1301-1303).

3. Will administer the grant in compliance with Section 504 of the Rehabilitation Act of 1973 (29 U.S.C. 794), as amended, and implementing regulations at 24 CFR part 8, the American Disabilities Act (42 U.S.C. §§ 12101 et seq.), and implementing regulations at 28 CFR part 35 or 36, as applicable, and the Age Discrimination Act of 1975 (42 U.S.C. 6101-07) as amended, and implementing regulations at 24 CFR part 146 which together provide that no person in the United States shall, on the grounds of disability or age, be excluded from participation in, be denied the benefits of, or otherwise be subjected to discrimination under any program or activity that receives Federal financial assistance; except if the grant program authorizes or limits participation to designated populations, then the applicant will comply with the nondiscrimination requirements within the designated population.

4. Will comply with the Fair Housing Act (42 U.S.C. 3601-19), as amended, and the implementing regulations at 24 CFR part 100, which prohibit discrimination in housing on the basis of race, color, religion, sex, disability, familial status, or national origin and will affirmatively further fair housing; except an applicant which is an Indian tribe or its instrumentality which is excluded by statute from coverage does not make this certification; and further except if the grant program authorizes or limits participation to designated populations, then the applicant

will comply with the nondiscrimination requirements within the designated population.

5. Will comply with all applicable Federal nondiscrimination requirements, including those listed at 24 CFR §§ 5.105(a) and 5.106 as applicable.

6. Will not use Federal funding to promote diversity, equity, and inclusion (DEI) mandates, policies, programs, or activities that violate any applicable Federal anti-discrimination laws.

7. Will comply with the acquisition and relocation requirements of the Uniform Relocation Assistance and Real Property Acquisition Policies Act of 1970, as amended (42 U.S.C. 4601) and implementing regulations at 49 CFR part 24 and, as applicable, Section 104(d) of the Housing and Community Development Act of 1974 (42 U.S.C. 5304(d)) and implementing regulations at 24 CFR part 42, subpart A.

8. Will comply with the environmental requirements of the National Environmental Policy Act (42 U.S.C. 4321 et seq.) and related Federal authorities prior to the commitment or expenditure of funds for property.

9. That no Federal appropriated funds have been paid, or will be paid, by or on behalf of the applicant, to any person for influencing or attempting to influence an officer or employee of any agency, a Member of Congress, and officer or employee of Congress, or an employee of a Member of Congress, in connection with the awarding of this Federal grant or its extension, renewal, amendment or modification. If funds other than Federal appropriated funds have or will be paid for influencing or attempting to influence the persons listed above, I shall complete and submit Standard Form-LLL, Disclosure Form to Report Lobbying. I certify that I shall require all subawards at all tiers (including sub-grants and contracts) to similarly certify and disclose accordingly. Federally recognized Indian Tribes and tribally designated housing entities (TDHEs) established by Federally-recognized Indian tribes as a result of the exercise of the tribe's sovereign power are excluded from coverage by the Byrd Amendment, but State-recognized Indian tribes and TDHEs established under State law are not excluded from the statute's coverage.

I/We, the undersigned, certify under penalty of perjury that the information provided above is true, accurate, and correct. WARNING: Anyone who knowingly submits a false claim or makes a false statement is subject to criminal and/or civil penalties, including confinement for up to 5 years, fines, and civil and administrative penalties. (18 U.S.C. §§287, 1001, 1010, 1012, 1014; 31 U.S.C. §3729, 3802; 24 CFR §28.10(b)(1)(iii)).

* Signature:

* Date: (mm/dd/yyyy):

07/09/2025

Public Reporting Burden Statement: The public reporting burden for this collection of information is estimated to average 0.5 hours per response, including the time for reviewing instructions, searching existing data sources, gathering, and maintaining the data needed, and completing and reviewing the collection of information. Comments regarding the accuracy of this burden estimate and any suggestions for reducing this burden can be sent to: U.S. Department of Housing and Urban Development, Office of the Chief Data Officer, R, 451 7th St SW, Room 4176, Washington, DC 20410-5000. **Do not send completed HUD 424-B forms to this address.** This agency may not conduct or sponsor, and a person is not required to respond to, a collection of information unless the collection displays a valid OMB control number. The Department of Housing and Urban Development is authorized to collect this information under the authority cited in the Notice of Funding Opportunity for this grant program. The information collected provides assurances and certifications for legal requirements related to the administration of this grant program. HUD will use this information to ensure compliance of its grantees. This information is required to obtain the benefit sought in the grant program. This information will not be held confidential and may be made available to the public in accordance with the Freedom of Information Act (5 U.S.C. §552).

**Applicant and Recipient
Assurances and Certifications****U.S. Department of Housing
and Urban Development**OMB Number: 2501-0044
Expiration Date: 2/28/2027**Instructions for the HUD 424-B Assurances and Certifications**

As part of your application for HUD funding, you, as the official authorized to sign on behalf of your organization or as an individual, must provide the following assurances and certifications. The Responsible Civil Rights Official has specified this form for use for purposes of general compliance with 24 CFR §§ 1.5, 3.115, 8.50, and 146.25, as applicable. The Responsible Civil Rights Official may require specific civil rights assurances to be furnished consistent with those authorities and will specify the form on which such assurances must be made. A failure to furnish or comply with the civil rights assurances contained in this form may result in the procedures to effect compliance at 24 CFR §§ 1.8, 3.115, 8.57, or 146.39.

By submitting this form, you are stating that all assertions made in this form are true, accurate, and correct.

As the duly representative of the applicant, I certify that the applicant: [Insert below the Name and title of the Authorized Representative, name of Organization and the date of signature]:

*Authorized Representative Name:

Luther Snoke

*Title: San Bernardino County Chief Executive Officer

*Applicant/Recipient Organization:

San Bernardino County

1. Has the legal authority to apply for Federal assistance, has the institutional, managerial and financial capability (including funds to pay the non-Federal share of program costs) to plan, manage and complete the program as described in the application and the governing body has duly authorized the submission of the application, including these assurances and certifications, and authorized me as the official representative of the application to act in connection with the application and to provide any additional information as may be required.

2. Will administer the grant in compliance with Title VI of the Civil Rights Act of 1964 (42 U.S.C. 2000(d)) and implementing regulations (24 CFR part 1), which provide that no person in the United States shall, on the grounds of race, color or national origin, be excluded from participation in, be denied the benefits of, or otherwise be subject to discrimination under any program or activity that receives Federal financial assistance OR if the applicant is a Federally recognized Indian tribe or its tribally designated housing entity, is subject to the Indian Civil Rights Act (25 U.S.C. 1301-1303).

3. Will administer the grant in compliance with Section 504 of the Rehabilitation Act of 1973 (29 U.S.C. 794), as amended, and implementing regulations at 24 CFR part 8, the American Disabilities Act (42 U.S.C. §§ 12101 et seq.), and implementing regulations at 28 CFR part 35 or 36, as applicable, and the Age Discrimination Act of 1975 (42 U.S.C. 6101-07) as amended, and implementing regulations at 24 CFR part 146 which together provide that no person in the United States shall, on the grounds of disability or age, be excluded from participation in, be denied the benefits of, or otherwise be subjected to discrimination under any program or activity that receives Federal financial assistance; except if the grant program authorizes or limits participation to designated populations, then the applicant will comply with the nondiscrimination requirements within the designated population.

4. Will comply with the Fair Housing Act (42 U.S.C. 3601-19), as amended, and the implementing regulations at 24 CFR part 100, which prohibit discrimination in housing on the basis of race, color, religion, sex, disability, familial status, or national origin and will affirmatively further fair housing; except an applicant which is an Indian tribe or its instrumentality which is excluded by statute from coverage does not make this certification; and further except if the grant program authorizes or limits participation to designated populations, then the applicant

will comply with the nondiscrimination requirements within the designated population.

5. Will comply with all applicable Federal nondiscrimination requirements, including those listed at 24 CFR §§ 5.105(a) and 5.106 as applicable.

6. Will not use Federal funding to promote diversity, equity, and inclusion (DEI) mandates, policies, programs, or activities that violate any applicable Federal anti-discrimination laws.

7. Will comply with the acquisition and relocation requirements of the Uniform Relocation Assistance and Real Property Acquisition Policies Act of 1970, as amended (42 U.S.C. 4601) and implementing regulations at 49 CFR part 24 and, as applicable, Section 104(d) of the Housing and Community Development Act of 1974 (42 U.S.C. 5304(d)) and implementing regulations at 24 CFR part 42, subpart A.

8. Will comply with the environmental requirements of the National Environmental Policy Act (42 U.S.C. 4321 et seq.) and related Federal authorities prior to the commitment or expenditure of funds for property.

9. That no Federal appropriated funds have been paid, or will be paid, by or on behalf of the applicant, to any person for influencing or attempting to influence an officer or employee of any agency, a Member of Congress, and officer or employee of Congress, or an employee of a Member of Congress, in connection with the awarding of this Federal grant or its extension, renewal, amendment or modification. If funds other than Federal appropriated funds have or will be paid for influencing or attempting to influence the persons listed above, I shall complete and submit Standard Form-LLL, Disclosure Form to Report Lobbying. I certify that I shall require all subawards at all tiers (including sub-grants and contracts) to similarly certify and disclose accordingly. Federally recognized Indian Tribes and tribally designated housing entities (TDHEs) established by Federally-recognized Indian tribes as a result of the exercise of the tribe's sovereign power are excluded from coverage by the Byrd Amendment, but State-recognized Indian tribes and TDHEs established under State law are not excluded from the statute's coverage.

I/We, the undersigned, certify under penalty of perjury that the information provided above is true, accurate, and correct. WARNING: Anyone who knowingly submits a false claim or makes a false statement is subject to criminal and/or civil penalties, including confinement for up to 5 years, fines, and civil and administrative penalties. (18 U.S.C. §§287, 1001, 1010, 1012, 1014; 31 U.S.C. §3729, 3802; 24 CFR §28.10(b)(1)(iii)).

* Signature:

* Date: (mm/dd/yyyy):

07/09/2026

Public Reporting Burden Statement: The public reporting burden for this collection of information is estimated to average 0.5 hours per response, including the time for reviewing instructions, searching existing data sources, gathering, and maintaining the data needed, and completing and reviewing the collection of information. Comments regarding the accuracy of this burden estimate and any suggestions for reducing this burden can be sent to: U.S. Department of Housing and Urban Development, Office of the Chief Data Officer, R, 451 7th St SW, Room 4176, Washington, DC 20410-5000. **Do not send completed HUD 424-B forms to this address.** This agency may not conduct or sponsor, and a person is not required to respond to, a collection of information unless the collection displays a valid OMB control number. The Department of Housing and Urban Development is authorized to collect this information under the authority cited in the Notice of Funding Opportunity for this grant program. The information collected provides assurances and certifications for legal requirements related to the administration of this grant program. HUD will use this information to ensure compliance of its grantees. This information is required to obtain the benefit sought in the grant program. This information will not be held confidential and may be made available to the public in accordance with the Freedom of Information Act (5 U.S.C. §552).

Specific Community Development Block Grant Certifications

The Entitlement Community certifies that:

Citizen Participation -- It is in full compliance and following a detailed citizen participation plan that satisfies the requirements of 24 CFR 91.105.

Community Development Plan -- Its consolidated plan identifies community development and housing needs and specifies both short-term and long-term community development objectives that have been developed in accordance with the primary objective of the CDBG program (i.e., the development of viable urban communities, by providing decent housing and expanding economic opportunities, primarily for persons of low and moderate income) and requirements of 24 CFR Parts 91 and 570.

Following a Plan -- It is following a current consolidated plan that has been approved by HUD.

Use of Funds -- It has complied with the following criteria:

1. Maximum Feasible Priority. With respect to activities expected to be assisted with CDBG funds, it has developed its Action Plan so as to give maximum feasible priority to activities which benefit low- and moderate-income families or aid in the prevention or elimination of slums or blight. The Action Plan may also include CDBG-assisted activities which the grantee certifies are designed to meet other community development needs having particular urgency because existing conditions pose a serious and immediate threat to the health or welfare of the community, and other financial resources are not available (see Optional CDBG Certification).

2. Overall Benefit. The aggregate use of CDBG funds, including Section 108 guaranteed loans, during program year(s) 2024, 2025 [a period specified by the grantee of one, two, or three specific consecutive program years], shall principally benefit persons of low and moderate income in a manner that ensures that at least 70 percent of the amount is expended for activities that benefit such persons during the designated period.

3. Special Assessments. It will not attempt to recover any capital costs of public improvements assisted with CDBG funds, including Section 108 loan guaranteed funds, by assessing any amount against properties owned and occupied by persons of low and moderate income, including any fee charged or assessment made as a condition of obtaining access to such public improvements.

However, if CDBG funds are used to pay the proportion of a fee or assessment that relates to the capital costs of public improvements (assisted in part with CDBG funds) financed from other revenue sources, an assessment or charge may be made against the property with respect to the public improvements financed by a source other than CDBG funds.

In addition, in the case of properties owned and occupied by moderate-income (not low-income) families, an assessment or charge may be made against the property for public improvements financed by a source other than CDBG funds if the jurisdiction certifies that it lacks CDBG funds to cover the assessment.


Excessive Force -- It has adopted and is enforcing:

1. A policy prohibiting the use of excessive force by law enforcement agencies within its jurisdiction against any individuals engaged in non-violent civil rights demonstrations; and
2. A policy of enforcing applicable State and local laws against physically barring entrance to or exit from a facility or location which is the subject of such non-violent civil rights demonstrations within its jurisdiction.

Compliance with Anti-discrimination laws -- The grant will be conducted and administered in conformity with title VI of the Civil Rights Act of 1964 (42 U.S.C. 2000d) and the Fair Housing Act (42 U.S.C. 3601-3619) and implementing regulations.

Lead-Based Paint -- Its activities concerning lead-based paint will comply with the requirements of 24 CFR Part 35, Subparts A, B, J, K and R.

Compliance with Laws -- It will comply with applicable laws.


Signature of Authorized Official
Date

San Bernardino County Chief Executive Officer
Title


Specific HOME Certifications

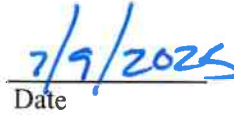
The HOME participating jurisdiction certifies that:

Tenant Based Rental Assistance -- If it plans to provide tenant-based rental assistance, the tenant-based rental assistance is an essential element of its consolidated plan.

Eligible Activities and Costs -- It is using and will use HOME funds for eligible activities and costs, as described in 24 CFR §§92.205 through 92.209 and that it is not using and will not use HOME funds for prohibited activities, as described in §92.214.

Subsidy layering -- Before committing any funds to a project, it will evaluate the project in accordance with the guidelines that it adopts for this purpose and will not invest any more HOME funds in combination with other Federal assistance than is necessary to provide affordable housing;



Signature of Authorized Official

Date

San Bernardino County Chief Executive Officer

Title

Emergency Solutions Grants Certifications

The Emergency Solutions Grants Program recipient certifies that:

Major rehabilitation/conversion/renovation – If an emergency shelter’s rehabilitation costs exceed 75 percent of the value of the building before rehabilitation, the recipient will maintain the building as a shelter for homeless individuals and families for a minimum of 10 years after the date the building is first occupied by a homeless individual or family after the completed rehabilitation.

If the cost to convert a building into an emergency shelter exceeds 75 percent of the value of the building after conversion, the recipient will maintain the building as a shelter for homeless individuals and families for a minimum of 10 years after the date the building is first occupied by a homeless individual or family after the completed conversion.

In all other cases where ESG funds are used for renovation, the recipient will maintain the building as a shelter for homeless individuals and families for a minimum of 3 years after the date the building is first occupied by a homeless individual or family after the completed renovation.

Essential Services and Operating Costs – In the case of assistance involving shelter operations or essential services related to street outreach or emergency shelter, the recipient will provide services or shelter to homeless individuals and families for the period during which the ESG assistance is provided, without regard to a particular site or structure, so long the recipient serves the same type of persons (e.g., families with children, unaccompanied youth, disabled individuals, or victims of domestic violence) or persons in the same geographic area.

Renovation – Any renovation carried out with ESG assistance shall be sufficient to ensure that the building involved is safe and sanitary.

Supportive Services – The recipient will assist homeless individuals in obtaining permanent housing, appropriate supportive services (including medical and mental health treatment, victim services, counseling, supervision, and other services essential for achieving independent living), and other Federal State, local, and private assistance available for these individuals.


Matching Funds – The recipient will obtain matching amounts required under 24 CFR 576.201.

Confidentiality – The recipient has established and is implementing procedures to ensure the confidentiality of records pertaining to any individual provided family violence prevention or treatment services under any project assisted under the ESG program, including protection against the release of the address or location of any family violence shelter project, except with the written authorization of the person responsible for the operation of that shelter.

Homeless Persons Involvement – To the maximum extent practicable, the recipient will involve, through employment, volunteer services, or otherwise, homeless individuals and families in constructing, renovating, maintaining, and operating facilities assisted under the ESG program, in providing services assisted under the ESG program, and in providing services for occupants of facilities assisted under the program.

Consolidated Plan – All activities the recipient undertakes with assistance under ESG are consistent with its consolidated plan.

Discharge Policy – The recipient will establish and implement, to the maximum extent practicable and where appropriate, policies and protocols for the discharge of persons from publicly funded institutions or systems of care (such as health care facilities, mental health facilities, foster care or other youth facilities, or correction programs and institutions) in order to prevent this discharge from immediately resulting in homelessness for these persons.



Signature of Authorized Official

7/9/25

Date

San Bernardino County Chief Executive Officer

Title

CERTIFICATIONS

In accordance with the applicable statutes and the regulations governing the consolidated plan regulations, the jurisdiction certifies that:

Affirmatively Further Fair Housing --The jurisdiction will affirmatively further fair housing.

Uniform Relocation Act and Anti-displacement and Relocation Plan -- It will comply with the acquisition and relocation requirements of the Uniform Relocation Assistance and Real Property Acquisition Policies Act of 1970, as amended, (42 U.S.C. 4601-4655) and implementing regulations at 49 CFR Part 24. It has in effect and is following a residential anti-displacement and relocation assistance plan required under 24 CFR Part 42 in connection with any activity assisted with funding under the Community Development Block Grant or HOME programs.

Anti-Lobbying --To the best of the jurisdiction's knowledge and belief:

1. No Federal appropriated funds have been paid or will be paid, by or on behalf of it, to any person for influencing or attempting to influence an officer or employee of any agency, a Member of Congress, an officer or employee of Congress, or an employee of a Member of Congress in connection with the awarding of any Federal contract, the making of any Federal grant, the making of any Federal loan, the entering into of any cooperative agreement, and the extension, continuation, renewal, amendment, or modification of any Federal contract, grant, loan, or cooperative agreement;
2. If any funds other than Federal appropriated funds have been paid or will be paid to any person for influencing or attempting to influence an officer or employee of any agency, a Member of Congress, an officer or employee of Congress, or an employee of a Member of Congress in connection with this Federal contract, grant, loan, or cooperative agreement, it will complete and submit Standard Form-LLL, "Disclosure Form to Report Lobbying," in accordance with its instructions; and
3. It will require that the language of paragraph 1 and 2 of this anti-lobbying certification be included in the award documents for all subawards at all tiers (including subcontracts, subgrants, and contracts under grants, loans, and cooperative agreements) and that all subrecipients shall certify and disclose accordingly.

Authority of Jurisdiction --The consolidated plan is authorized under State and local law (as applicable) and the jurisdiction possesses the legal authority to carry out the programs for which it is seeking funding, in accordance with applicable HUD regulations.

Consistency with plan --The housing activities to be undertaken with Community Development Block Grant, HOME, Emergency Solutions Grant, and Housing Opportunities for Persons With AIDS funds are consistent with the strategic plan in the jurisdiction's consolidated plan.

Section 3 -- It will comply with section 3 of the Housing and Urban Development Act of 1968 (12 U.S.C. 1701u) and implementing regulations at 24 CFR Part 75.


Signature of Authorized Official
Date

San Bernardino County Chief Executive Officer
Title

APPENDIX TO CERTIFICATIONS

INSTRUCTIONS CONCERNING LOBBYING CERTIFICATION:

Lobbying Certification

This certification is a material representation of fact upon which reliance was placed when this transaction was made or entered into. Submission of this certification is a prerequisite for making or entering into this transaction imposed by section 1352, title 31, U.S. Code. Any person who fails to file the required certification shall be subject to a civil penalty of not less than \$10,000 and not more than \$100,000 for each such failure.